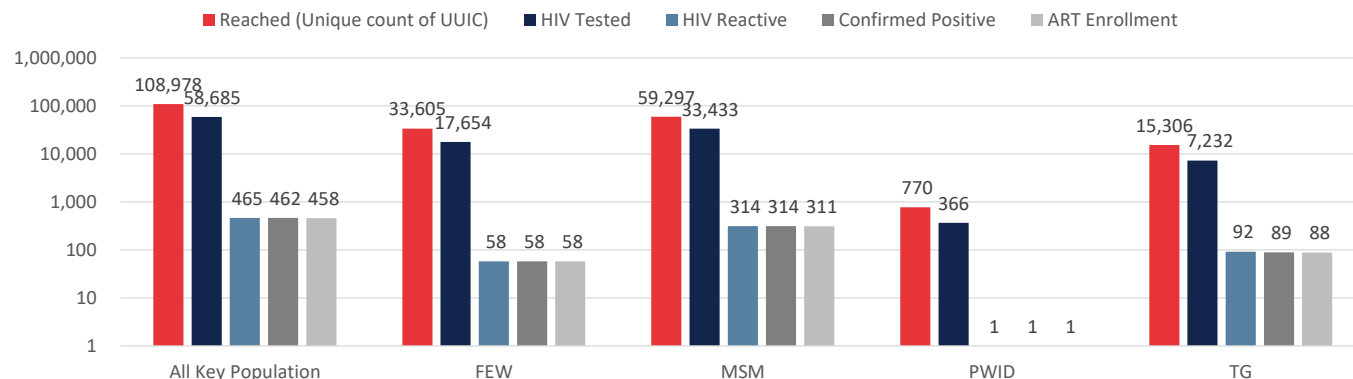


National Center for HIV/AIDS, Dermatology and STD

Quarterly Report on Boosted CoPCT for Key Populations

Total provinces:	25	Operational districts:	75
Implementing partners:	AHF, FI (MSL, KS), KHANA (CWPD, MHC), RHAC (MHC, MHSS, WOMEN)		
Year:	2026	Quarter:	Q1 (Jan-Mar)






A. HIV cascade for among key populations



B. Overall achievements

No.	Indicator	Number of Key Populations				
		FEW	MSM	TG	PWID	TOTAL
A	Total number of key populations in last 6 month	43,873	71,281	17,331	829	133,314
B	Number of Key Population reached through the HIV intervention program	33,605	59,297	15,306	770	108,978
	Physical outreach	25,323	47,951	13,422	770	87,466
	Virtual outreach	5,648	9,669	1,513	-	16,830
	PDI+	134	581	168	-	883
	Mobile Testing	2,500	1,096	203	-	3,799
C2	Number of Key Populations who were tested for HIV	17,654	33,433	7,232	366	58,685
	Physical outreach	14,060	25,705	5,975	366	46,106
	Virtual outreach	2,210	6,585	1,006	-	9,801
	PDI+	134	548	168	-	850
	Mobile Testing	1,250	595	83	-	1,928
C3	Number of Key Populations who have HIV reactive result through finger prick	58	314	92	1	465
	Physical outreach	49	237	72	1	359
	Virtual outreach	4	54	16	-	74
	PDI+	-	22	4	-	26
	Mobile Testing	5	1	-	-	6
C5	Number of Key Populations who have HIV positive result	58	314	89	1	462
C6	Number of Key Populations who received ART services	58	311	88	1	458
C7	Number of Key Populations who were tested for Syphilis through finger prick	15,703	30,309	6,570	280	52,862
C8	Number of Key Populations who have Syphilis reactive result through finger prick	390	411	120	1	922
C9	Number of Key Populations who received Syphilis treatment	335	380	113	-	828
C. Age distribution among key populations who were tested for HIV through finger prick		17,654	33,433	7,232	366	58,685
	15 – 24 years	5,302	11,024	2,169	5	18,500
	25 – 34 years	8,588	16,313	3,655	59	28,615
	35 – 44 years	3,308	5,484	1,278	205	10,275
	45+ years	456	612	130	97	1,295
D. Age distribution among key populations who have HIV reactive result through finger prick		58	314	92	1	465
	15 – 24 years	25	87	44	-	156
	25 – 34 years	16	135	39	-	190
	35 – 44 years	10	73	6	1	90
	45+ years	7	19	3	-	29

Phnom Penh , 30 Apr 2026

 Approved by NCHADS Director Assist. Prof. Ouk Vichea	Seen by NCHADS Deputy Director  Dr. Samreth Sovannarith	Verify by Head of Technical Bureau  Dr. Kim Bunna	Checked by Chief of BCC Unit  Dr. Tep Samnang	Prepared by Senior Data Management Officer  Ms. Lanh Chakrya
---	---	---	---	--

National Center for HIV/AIDS Dermatology and STD

Quarterly Report on Boosted CoPCT for Female entertainment worker (FEW)

Total provinces:	23	Total operational districts:	58
Implementing partners:	KHANA (CWPDP, MHC), RHAC (MHC, MHSSWOMEN), AHF		
Year:	2026	Quarter:	Q1 (Jan-Mar)

Province	HIV cascade					Age group among tested for HIV test				Age group among tested for HIV reactive				Syphilis test	
	Reached	Tested	Reactive	Positive	ART enrolled	15 – 24 years	25 – 34 years	35 – 44 years	≥45 years	15 – 24 years	25 – 34 years	35 – 44 years	≥45 years	Tested	Reactive
NORTHERN ZONE	12,524	8,553	28	28	28	2,868	3,942	1,531	212	8	8	7	5	8,028	188
Banteay Meanchey	2,816	1,734	4	4	4	559	794	338	43	-	1	2	1	1,694	8
Battambang	2,268	1,661	8	8	8	476	842	309	34	2	-	3	3	1,386	21
Kampong Chhnang	878	822	2	2	2	400	294	118	10	-	2	-	-	755	17
Mondul Kiri	312	244	1	1	1	99	91	45	9	-	-	-	1	230	6
Pailin	802	461	-	-	-	89	307	62	3	-	-	-	-	449	5
Kampong Thom	1,241	793	2	2	2	230	365	156	42	-	2	-	-	698	15
Oddor Meanchey	554	395	2	2	2	158	151	75	11	1	1	-	-	395	8
Pursat	1,054	629	1	1	1	338	202	78	11	1	-	-	-	629	18
Preah Vihear	151	84	-	-	-	43	26	15	-	-	-	-	-	84	-
Ratanak Kiri	426	400	-	-	-	94	227	70	9	-	-	-	-	389	12
Siem Reap	1,625	1,104	2	2	2	326	515	224	39	1	1	-	-	1,094	64
Steung Treng	226	125	3	3	3	35	74	15	1	2	1	-	-	124	14
Kratie	171	101	3	3	3	21	54	26	-	1	-	2	-	101	-
SOUTHERN ZONE	21,088	9,104	30	30	30	2,434	4,648	1,778	244	17	8	3	2	7,678	202
Takeo	681	342	1	1	1	157	148	33	4	1	-	-	-	300	41
Kampong Cham	720	316	1	1	1	82	152	72	10	1	-	-	-	263	1
Kampong Speu	440	132	-	-	-	61	60	11	-	-	-	-	-	123	2
Kandal	715	257	1	1	1	66	106	77	8	1	-	-	-	240	2
Kep	20	20	-	-	-	13	5	2	-	-	-	-	-	20	4
Kampot	-	-	-	-	-	-	-	-	-	-	-	-	-	-	-
Koh Kong	341	263	-	-	-	116	101	36	10	-	-	-	-	263	22
Phnom Penh	15,326	6,488	22	22	22	1,511	3,481	1,316	180	10	7	3	2	5,487	96
Preah Sihanouk	1,003	513	3	3	3	226	199	71	17	3	-	-	-	475	18
Prey Veng	874	380	-	-	-	66	213	95	6	-	-	-	-	334	4
Tboung Khmum	786	211	1	1	1	83	89	30	9	-	1	-	-	172	12
Svay Rieng	182	182	1	1	1	53	94	35	-	1	-	-	-	1	-
TOTAL	33,612	17,657	58	58	58	5,302	8,590	3,309	456	25	16	10	7	15,706	390

National Center for HIV/AIDS Dermatology and STD

Quarterly Report on Boosted CoPCT for Men who sex with men (MSM)

Total provinces:	23	Total operational districts:	75
Implementing partners:	KHANA (CWPD, MHC), RHAC (MHC, MHSSWOMEN), AHF		
Year:	2026	Quarter:	Q1 (Jan-Mar)

Province	HIV cascade					Age group among tested for HIV test				Age group among tested for HIV reactive				Syphilis test	
	Reached	Tested	Reactive	Positive	ART enrolled	15 – 24 years	25 – 34 years	35 – 44 years	≥45 years	15 – 24 years	25 – 34 years	35 – 44 years	≥45 years	Tested	Reactive
NORTHERN ZONE	26,606	16,094	98	98	98	5,740	7,422	2,621	311	25	38	26	9	14,926	82
Banteay Meanchey	7,888	5,129	22	22	22	1,648	2,629	759	93	4	9	7	2	4,764	10
Battambang	7,079	4,136	24	24	24	1,663	1,737	696	40	9	10	3	2	3,660	18
Kampong Chhnang	1,666	836	9	9	9	423	293	92	28	4	3	2	-	831	1
Mondul Kiri	90	90	-	-	-	23	39	19	9	-	-	-	-	88	-
Pailin	1,358	887	2	2	2	175	589	114	9	-	1	1	-	868	-
Kampong Thom	1,539	1,149	4	4	4	248	576	296	29	-	2	2	-	1,092	3
Oddor Meanchey	715	457	5	5	5	141	181	108	27	1	3	1	-	457	1
Pursat	2,118	1,096	11	11	11	464	418	196	18	1	4	3	3	1,021	8
Preah Vihear	14	10	-	-	-	5	2	2	1	-	-	-	-	10	-
Ratanak Kiri	165	164	-	-	-	55	107	2	-	-	-	-	-	158	2
Siem Reap	3,600	1,953	11	11	11	797	787	318	51	5	3	3	-	1,797	34
Steung Treng	6	6	5	5	5	1	2	3	-	1	2	2	-	5	1
Kratie	368	181	5	5	5	97	62	16	6	-	1	2	2	175	4
SOUTHERN ZONE	32,726	17,350	216	216	213	5,286	8,897	2,866	301	62	97	47	10	15,393	329
Takeo	4,102	2,047	24	24	24	767	1,125	136	19	6	10	5	3	1,827	74
Kampong Cham	3,219	1,387	10	11	10	503	670	198	16	2	2	6	-	1,222	6
Kampong Speu	1,484	729	22	22	22	238	355	121	15	6	8	6	2	696	13
Kandal	3,373	2,075	10	10	9	584	992	479	20	2	4	2	2	1,969	16
Kep	74	18	-	-	-	10	8	-	-	-	-	-	-	4	-
Kampot	706	370	2	2	2	184	144	39	3	-	2	-	-	272	9
Koh Kong	174	86	-	-	-	46	36	4	-	-	-	-	-	57	2
Phnom Penh	14,264	8,289	113	112	111	2,434	4,275	1,429	151	31	57	22	3	7,369	182
Preah Sihanouk	1,313	435	8	8	8	87	249	90	9	5	1	2	-	358	15
Prey Veng	1,638	957	14	14	14	186	613	149	9	5	7	2	-	874	4
Tboung Khmum	2,295	873	6	6	6	221	388	205	59	4	2	-	-	740	6
Svay Rieng	84	84	7	7	7	26	42	16	-	1	4	2	-	5	2
TOTAL	59,332	33,444	314	314	311	11,026	16,319	5,487	612	87	135	73	19	30,319	411

National Center for HIV/AIDS Dermatology and STD
Quarterly Report on Boosted CoPCT for Trangender (TG)

Total provinces:	23	Total operational districts:	70
Implementing partners:	KHANA (CWPD, MHC), RHAC (MHC, MHSSWOMEN), AHF		
Year:	2026	Quarter:	Q1 (Jan-Mar)

Province	HIV cascade					Age group among tested for HIV test				Age group among tested for HIV reactive				Syphilis test	
	Reached	Tested	Reactive	Positive	ART enrolled	15 – 24 years	25 – 34 years	35 – 44 years	≥45 years	15 – 24 years	25 – 34 years	35 – 44 years	≥45 years	Tested	Reactive
NORTHERN ZONE	4,123	2,337	24	24	24	800	1,024	445	68	14	9	1	-	2,110	28
Banteay Meanchey	1,293	787	4	4	4	206	382	165	34	2	2	-	-	743	-
Battambang	1,313	783	12	12	12	334	285	151	13	6	5	1	-	687	18
Kampong Chhnang	97	36	1	1	1	13	14	8	1	1	-	-	-	35	-
Mondul Kiri	-	-	-	-	-	-	-	-	-	-	-	-	-	-	-
Pailin	45	27	1	1	1	5	19	3	-	-	1	-	-	27	-
Kampong Thom	174	129	1	1	1	39	62	27	1	1	-	-	-	127	-
Oddor Meanchey	49	22	-	-	-	7	8	7	-	-	-	-	-	22	-
Pursat	82	49	1	1	1	18	19	12	-	1	-	-	-	48	1
Preah Vihear	2	1	-	-	-	-	1	-	-	-	-	-	-	1	-
Ratanak Kiri	3	3	-	-	-	-	3	-	-	-	-	-	-	3	1
Siem Reap	990	478	4	4	4	169	220	70	19	3	1	-	-	395	7
Steung Treng	-	-	-	-	-	-	-	-	-	-	-	-	-	-	-
Kratie	75	22	-	-	-	9	11	2	-	-	-	-	-	22	1
SOUTHERN ZONE	11,193	4,899	68	65	64	1,371	2,633	833	62	30	30	5	3	4,463	92
Takeo	279	150	6	6	6	84	59	7	-	3	3	-	-	141	4
Kampong Cham	408	163	4	4	4	38	93	28	4	2	2	-	-	140	-
Kampong Speu	398	192	6	6	6	63	105	22	2	2	3	1	-	187	2
Kandal	1,464	727	8	8	8	170	382	166	9	4	2	-	2	673	11
Kep	27	11	-	-	-	10	1	-	-	-	-	-	-	1	-
Kampot	340	146	-	-	-	65	66	14	1	-	-	-	-	111	7
Koh Kong	81	43	-	-	-	19	22	2	-	-	-	-	-	38	-
Phnom Penh	7,180	3,095	39	39	38	845	1,702	515	33	16	19	3	1	2,873	60
Preah Sihanouk	418	125	5	2	2	36	57	28	4	3	1	1	-	112	6
Prey Veng	179	107	-	-	-	16	72	17	2	-	-	-	-	92	1
Tboung Khmum	409	130	-	-	-	20	70	33	7	-	-	-	-	95	1
Svay Rieng	10	10	-	-	-	5	4	1	-	-	-	-	-	-	-
TOTAL	15,316	7,236	92	89	88	2,171	3,657	1,278	130	44	39	6	3	6,573	120

National Center for HIV/AIDS Dermatology and STD

Quarterly Report on Boosted CoPCT for Key Populations

Total provinces:	2	Total operational districts:	7
Implementing partners:	Friends International (Korsang and Mith Samlanh)		
Year:	2026	Quarter:	Q1 (Jan-Mar)

Province	HIV cascade					Age group among tested for HIV test				Age group among tested for HIV reactive				Syphilis test	
	Reached	Tested	Reactive	Positive	ART enrolled	15 – 24 years	25 – 34 years	35 – 44 years	≥45 years	15 – 24 years	25 – 34 years	35 – 44 years	≥45 years	Tested	Reactive
Phnom Penh	766	366	1	1	1	5	59	205	97	0	0	1	0	280	1
Kandal	4	0	0	0	0	0	0	0	0	0	0	0	0	0	0
TOTAL	770	366	1	1	1	5	59	205	97	-	-	1	-	280	1