



National Center for HIV/AIDS, Dermatology and STDs (NCHADS)

របាយការណ៍ប្រចាំត្រីមាស
ស្តីពីការគ្រប់គ្រងករណីអេដស៍សកម្ម
ប្រចាំត្រីមាសទី ១ ឆ្នាំ ២០២៦

B-IACM Quarterly Report,
Q1, 2026

I. Introduction:

Boosted Integrated Active Case Management, (B-IACM) has been a cornerstone strategy for the national HIV program. With the objective of B-IACM to leverage existing strategies and approaches for case detection, immediate ART enrolment and retention in HIV care to achieve the global 95-95-95 targets by 2025.

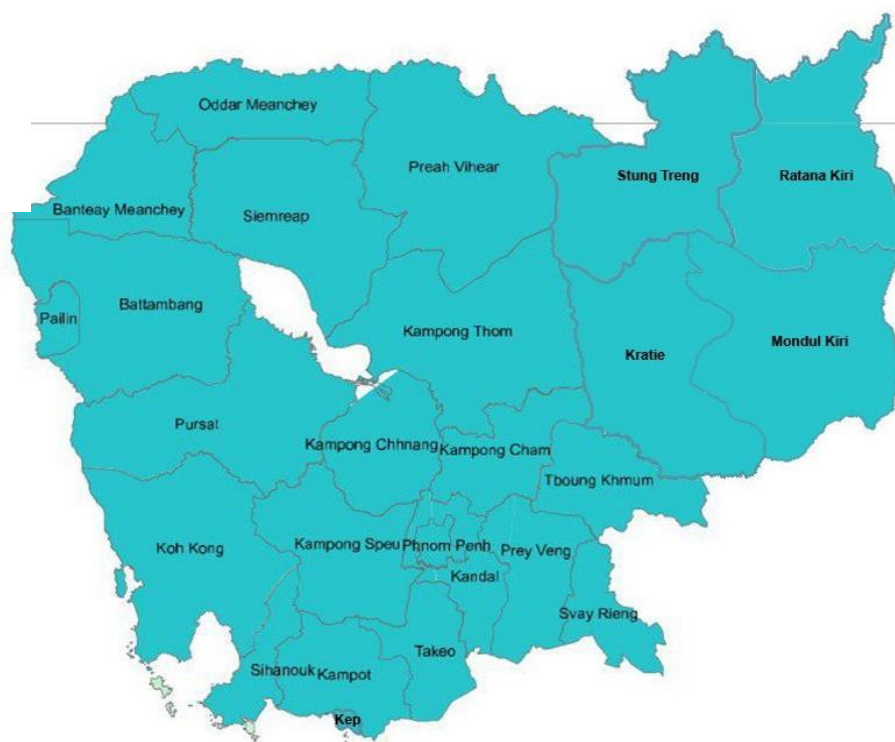
B-IACM was initiated in 2014 in Siem Reap and Battambang provinces and scaled up to 25 provinces (60 operational districts) by June, 2022.

The Group of Champion (GoC), has play very important role in coordinating and networking for implementation of Boosted Integrated Active Case Management. (B-IACM) As the member of GoC, the Case Management Coordinator (CMC) and Case Management Assistant (CMA), have actively work in routine for collecting data and record in database.

II. B-IACM Coverage.

The B-IACM coverage is in 25 provinces (63 ODs)

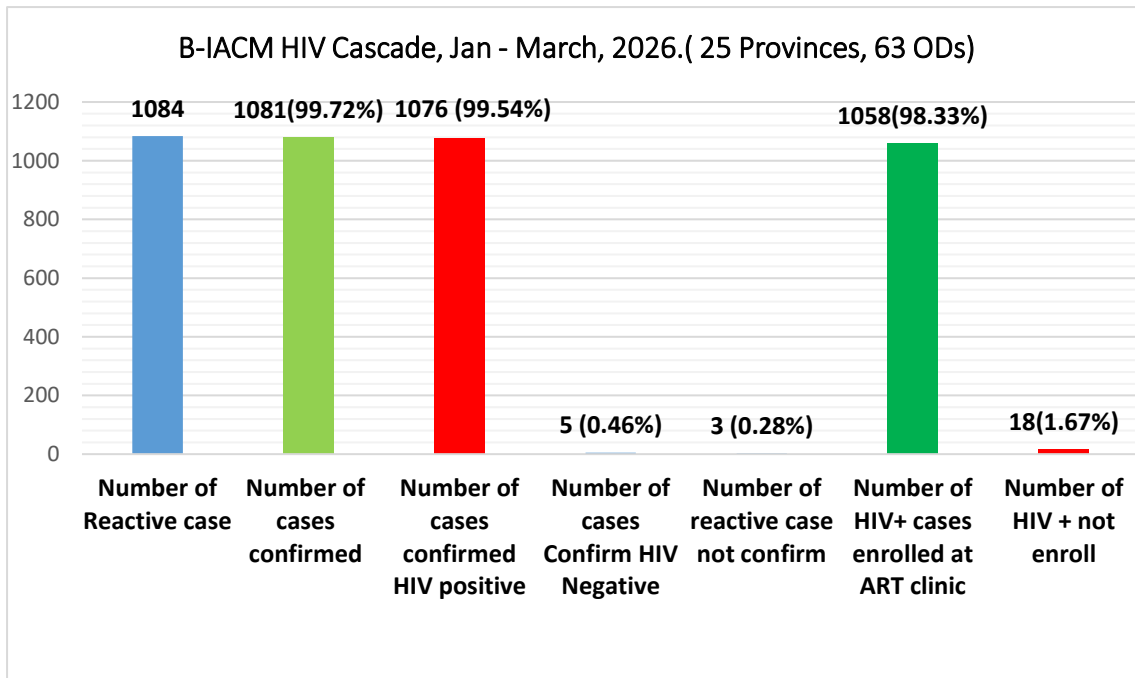
Q1, 2026
25 Provinces
(63 ODs)



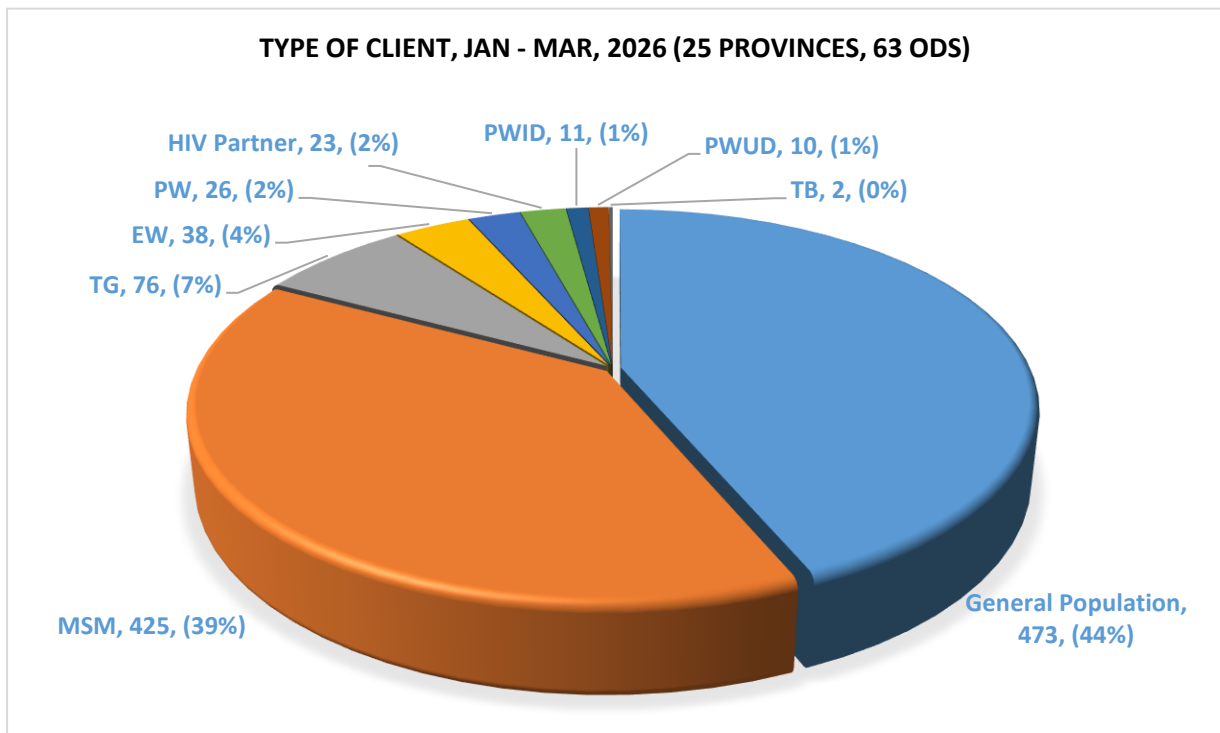
III. Program Achievement.

The B-IACM HIV cascade of quarter 1 from January to March, 2026. Based on data collected by CMCs, (Case Management Coordinator) and CMAs, (Case Management Assistant) from 25 provinces (63 ODs), There were **1,084** of new HIV cases detected (new reactive cases). With among those reactive cases, there were **1,081 (99.72%)** cases have been for the confirmatory

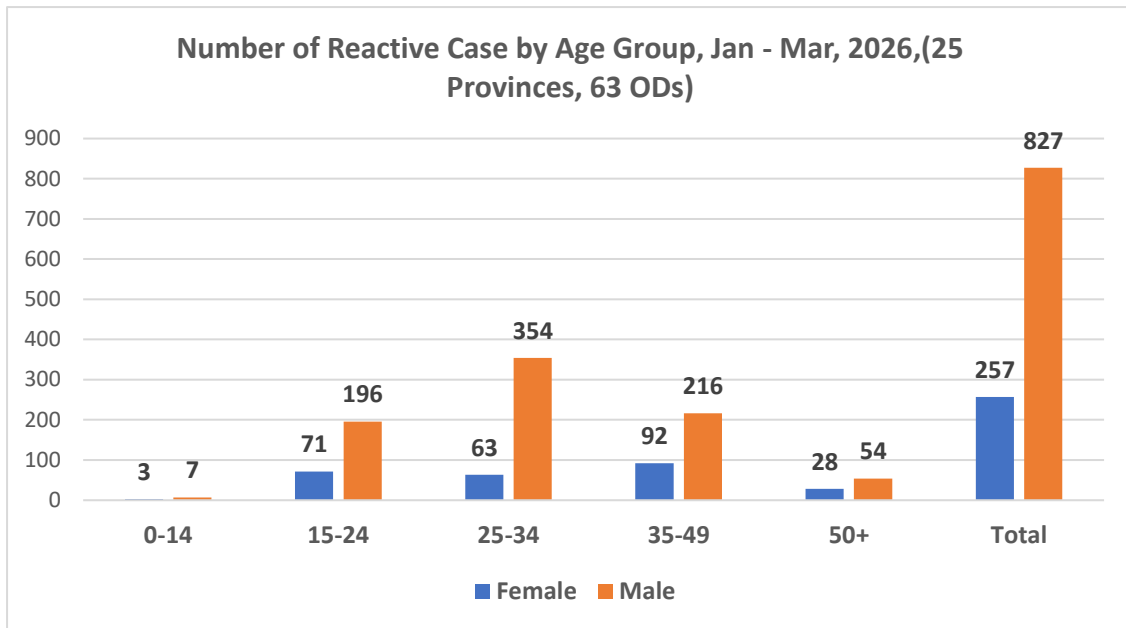
test at VCCT with positive result were 1,076 (99.54%) and those 1,058 (98.33%) cases, have enrolled at ART services.



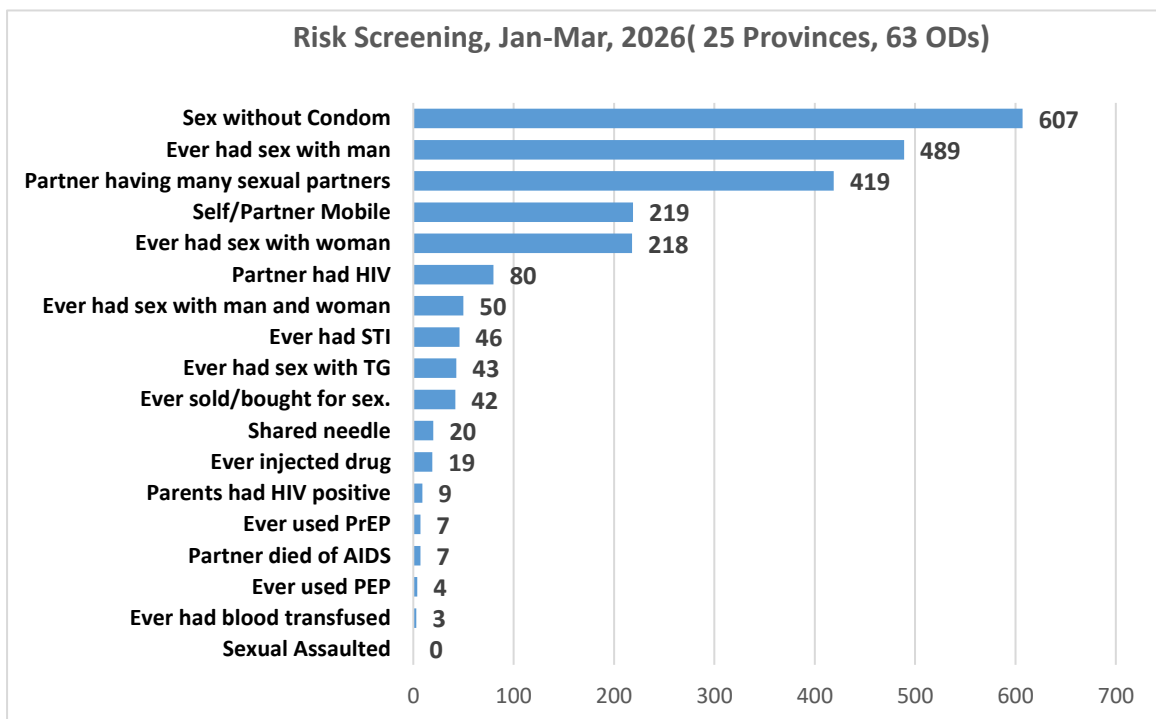
The chart below is the Reactive Cases classified by Client Type. The among of 1084 with a reactive cases, with 44% (n=473) were general population , followed by MSM 39% (n= 425), Transgender: 7% (n= 76), Entertainment Worker: 4% (n= 38), Pregnant Woman: 2% (n= 26), HIV partners: 2% (n=23), PWID 1% (n=11), PWUP: 1% (n= 10) , and TB patient: 0% (n=2).



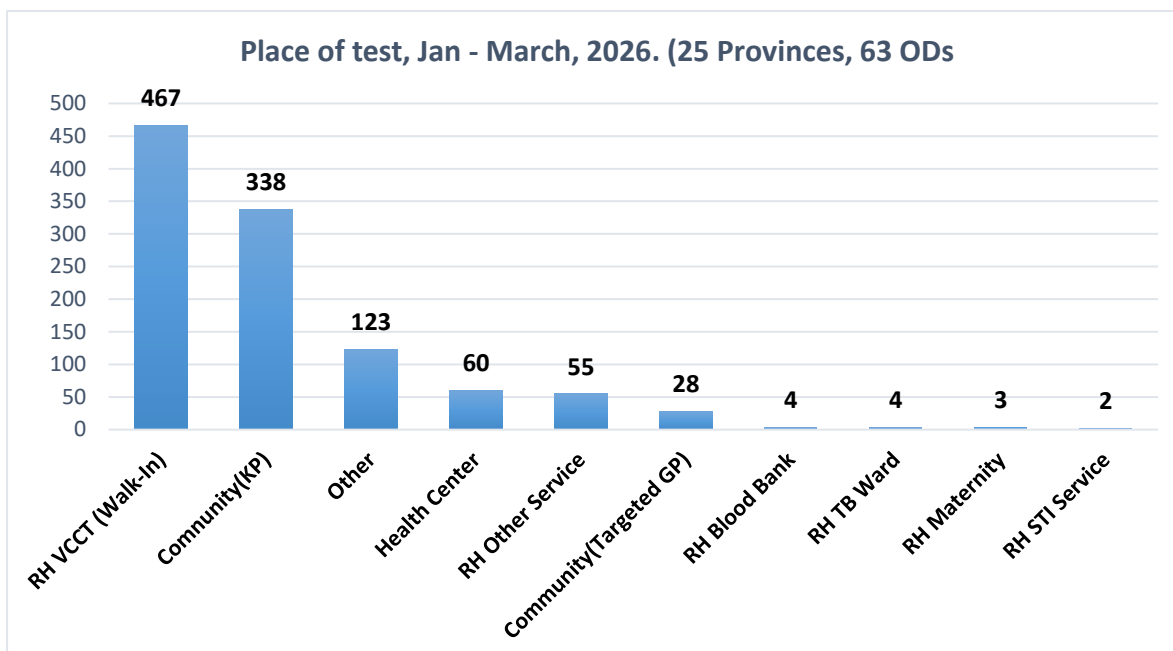
The chart below shows the number of HIV Reactive Case classified by age group , from 0-14 , 15-24, 25-34, 35-49 and 50 plus. Data from Jan – Mar 2026 in 25 provinces. (63 ODs). Among the age group, the high risk age group was between 15 to 49 and male are more high risk than female.



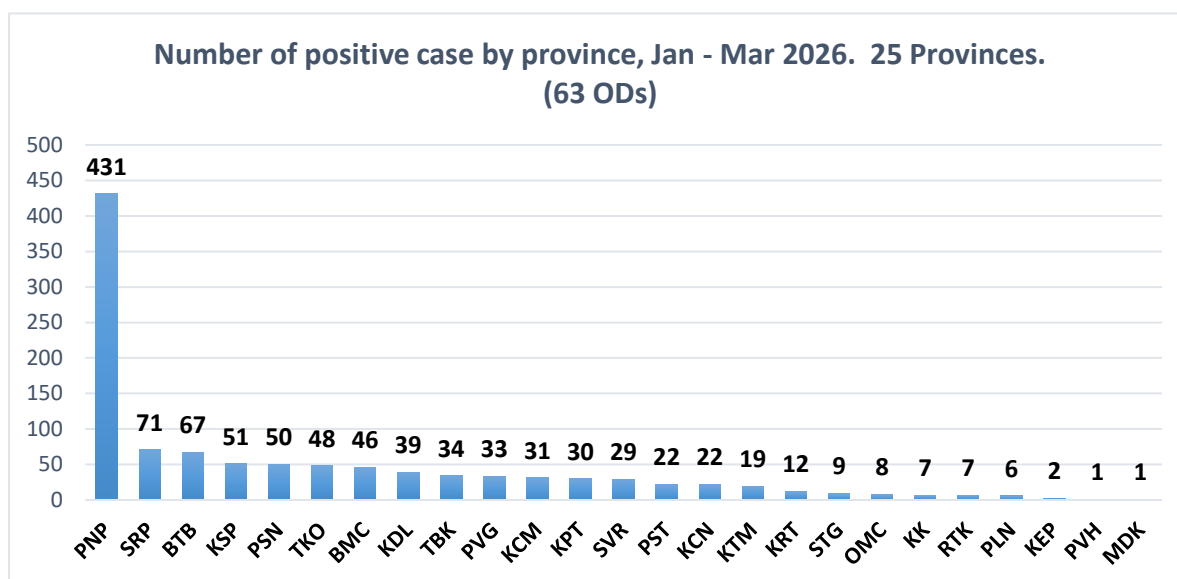
With Among the Risk Screening of reactive cases, we found that clients have experienced at risk behavior were who have sex not using condom, Men who have sex with Men (MSM), followed by Partners having many sexual partners, Self-mobile or partners mobile, Partner had HIV, Having sex with women, and having sex with men and women, STIs, and TG, that were among the top risks behavior with putting them to HIV infection.



The chart below shows the places where the clients had getting for HIV testing. The Data from January – March 2026 in 25 provinces. (63 ODs).



The chart shows the number of HIV positive cases by province of among the 25 provinces,(63 ODs) from January to March 2026. Phnom Penh is the highest number of HIV positive cases, followed by Siem Reap, Battambang, Kampong Speu, Preah Sihanouk, Takeo, Banteay Meanchey, Kandal, Tbong Khmum, Prey Veng, Kampong Cham, Kampot , Svay Rieng, Pursat, Kampong Chhnang, , and, ..etc. Preah Vihear and Mondulkiri has also one case in this quarter.



Meeting:

Conducted Group of Champion coordination among the member and relevant stakeholders to enhance coordination mechanisms for sharing the progression of B-IACM Implementation and to reflect the challenges, solution follow up.

No	Topic	When	Where	Participants	Source
1	Conducted "GoC Coordination Meeting for health care providers, NGOs, and relevant stakeholders"	27 March 2026	OD Kirivong, Takeo Province.	Participants from PHD: PASP, CMC, CMA, , HIV Coordinator OD Kirivong, OD Prey Kabas, OD Angroka, and NGO: MHC and Partner for Compasion, Total 32 participants.	US-CDC

IV. Challenges.

- Due to budget limitation, only 7 out of 25 provinces that have financial support for OD/PHD to conduct GoC coordination meeting with health care providers, NGOs, and relevant stakeholders to ensure the whole cascade from case finding to connecting and receiving quality of HIV related services is operated effectively.

Next Plan.

Plans for next reporting period including solutions to address the above constraints.

- Provide technical support and coordination with Group of Champion (GoC) for conducting GoC Meeting and coaching for ACM & CQI Interlink.
- Ongoing provides technical support to ODs, especially where sites with low performance.

Date 24 April 2026

Seen and Approved
Director of NCHADS



Assist. Prof. OUK VICHEA

Checked by

Dr. Kim Bunna
Head of Technical Bureau

Verified by

Dr. Kaeoun Chetra
Deputy Head of Technical Bureau

Prepared by

Mr. KONG Udom
ACM and CQI Interlink Coordinator

National Center for HIV/AIDS,
Dermatology and STD

របាយការណ៍ប្រចាំត្រីមាស ស្តីពីការគ្រប់គ្រងករណីអេដស៍សកម្ម

(B-IACM Quarterly report)

Quarter:		1	Year:				2026	
N°	Province	OD Name	Indicators					
			Number of Reactive case	Number of cases confirmed HIV positive	Number of cases Confirm HIV Negative	Number of reactive case not confirm	Number of cases enrolled at ART clinic	Number of HIV + not enroll
1	Battambang	Battambang	38	38	0	0	38	0
2		Sangke	5	5	0	0	5	0
3		Moung Russey	9	9	0	0	9	0
4		Thmor Kol	9	8	0	1	6	2
5		Samrov Loun	7	7	0	0	7	0
		Total	68	67	0	1	65	2
6	Kampong Cham	Kampong Cham	18	18	0	0	18	0
7		Choeung Prey	6	6	0	0	6	0
8		Chamka Leu	2	2	0	0	2	0
9		Srey Santhor	3	3	0	0	3	0
10		Batheay	2	2	0	0	2	0
		Total	31	31	0	0	31	0
11	Pailin	Pailin	6	6	0	0	6	0
		Total	6	6	0	0	6	0
12	Siem Reap	Siem Reap&AKC	63	60	3	0	59	1
13		South Nikom	9	9	0	0	9	0
14		Kralanh	2	2	0	0	2	0
		Total	74	71	3	0	70	1

15	Oddor Meanchey	Samrong	4	4	0	0	4	0
16		Anlong Veng	4	4	0	0	4	0
		Total	8	8	0	0	8	0
17	Phnom Penh	Chaktomok	178	176	2	0	174	2
18		Pursenchey	69	69	0	0	69	0
19		Mekong	120	120	0	0	120	0
20		Dangkor	49	49	0	0	49	0
21		Bassac	19	17	0	2	17	0
		Total	435	431	2	2	429	2
22	Banteaymeanchey	Mongkul borey	8	8	0	0	8	0
23		Serey Sophorn	9	9	0	0	9	0
24		Poi Pet	18	18	0	0	17	1
25		Thmor Pouk	2	2	0	0	2	0
26		Preah Netr Preah	9	9	0	0	9	0
		Total	46	46	0	0	45	1
27	Pursat	Sampov Meas	14	14	0	0	14	0
28		Bakan	6	6	0	0	5	1
29		Phnom Kravanh	2	2	0	0	2	0
		Total	22	22	0	0	21	1
30	Preah Sihanouk	Preah Sihanouk	50	50	0	0	47	3
		Total	50	50	0	0	47	3
31	Kampong Thom	Kampong Thom	9	9	0	0	9	0
32		Baray and Santuk	6	6	0	0	6	0
33		Storng	4	4	0	0	4	0
		Total	19	19	0	0	19	0
34	Kampong Speu	Kampong Speu	36	36	0	0	35	1
35		Kong Pisey	7	7	0	0	7	0
36		Odong	8	8	0	0	8	0
		Total	51	51	0	0	50	1
37	Kampot	Kampot	18	18	0	0	18	0
38		Kampong Trach	12	12	0	0	12	0
		Total	30	30	0	0	30	0

39	Takeo	Daunkeo	30	30	0	0	30	0
40		Kirivong	7	7	0	0	7	0
41		Angrokar	7	7	0	0	7	0
42		Preykabas	4	4	0	0	4	0
		Total	48	48	0	0	48	0
43	Koh Kong	Smach Mean Chey	7	7	0	0	7	0
44		Sre Ambel	0	0	0	0	0	0
		Total	7	7	0	0	7	0
45	Kandal	Kien Svay	6	6	0	0	5	1
46		Koh Thom	4	4	0	0	4	0
47		Takhmao	29	29	0	0	29	0
		Total	39	39	0	0	38	1
48	Kampong Chhnang	Kg Chhnang	16	16	0	0	16	0
49		Kg Tralach	6	6	0	0	6	0
		Total	22	22	0	0	22	0
50	Preah Vihear	Tbeng Meanchey	1	1	0	0	1	0
		Total	1	1	0	0	1	0
51	Svay Rieng	Svay Rieng	25	25	0	0	21	4
52		RomeasHek	4	4	0	0	4	0
		Total	29	29	0	0	25	4
53	Tbong Khmum	Tbong Khmum	16	16	0	0	14	2
54		Suong	14	14	0	0	14	0
55		Memut	4	4	0	0	4	0
		Total	34	34	0	0	32	2
56	Prey Veng	Prey Veng	11	11	0	0	11	0
57		Pea Reang	8	8	0	0	8	0
58		Peam Ror	14	14	0	0	14	0
		Total	33	33	0	0	33	0
59	Kep	Kep	2	2	0	0	2	0
		Total	2	2	0	0	2	0
60	Kratie	Kratie	12	12	0	0	12	0
		Total	12	12	0	0	12	0

61	Stung Treng	Stung Treng	9	9	0	0	9	0
		Total	9	9	0	0	9	0
62	Mondulkiri	Sen Monorom	1	1	0	0	1	0
		Total	1	1	0	0	1	0
63	Ratanakiri	Ban Lung	7	7	0	0	7	0
		Total	7	7	0	0	7	0
		Total	1084	1076	5	3	1058	18
				99.26 %	0.46 %	0.28 %	98.33 %	1.67 %

Phnom Penh, 20 April, 2026

Seen and Approved by:
NGHADS Director



Assist. Prof. Ouk Vichea

Checked by:
Head of Technical Bureau

Dr. Kim Bunna

Verified by:
Deputy Head of Technical Bureau

Dr. Kaoeun Chetra

Prepared by:
B-IACM Team

Mr. LY Sokny