



National Center for HIV/AIDS, Dermatology and STDs (NCHADS)

របាយការណ៍ប្រចាំត្រីមាស  
ស្តីពីការគ្រប់គ្រងករណីអេដស៍សកម្ម  
ប្រចាំត្រីមាសទី ៣ ឆ្នាំ ២០២៥

B-IACM Quarterly Report,  
Q3, 2025

## I. Introduction:

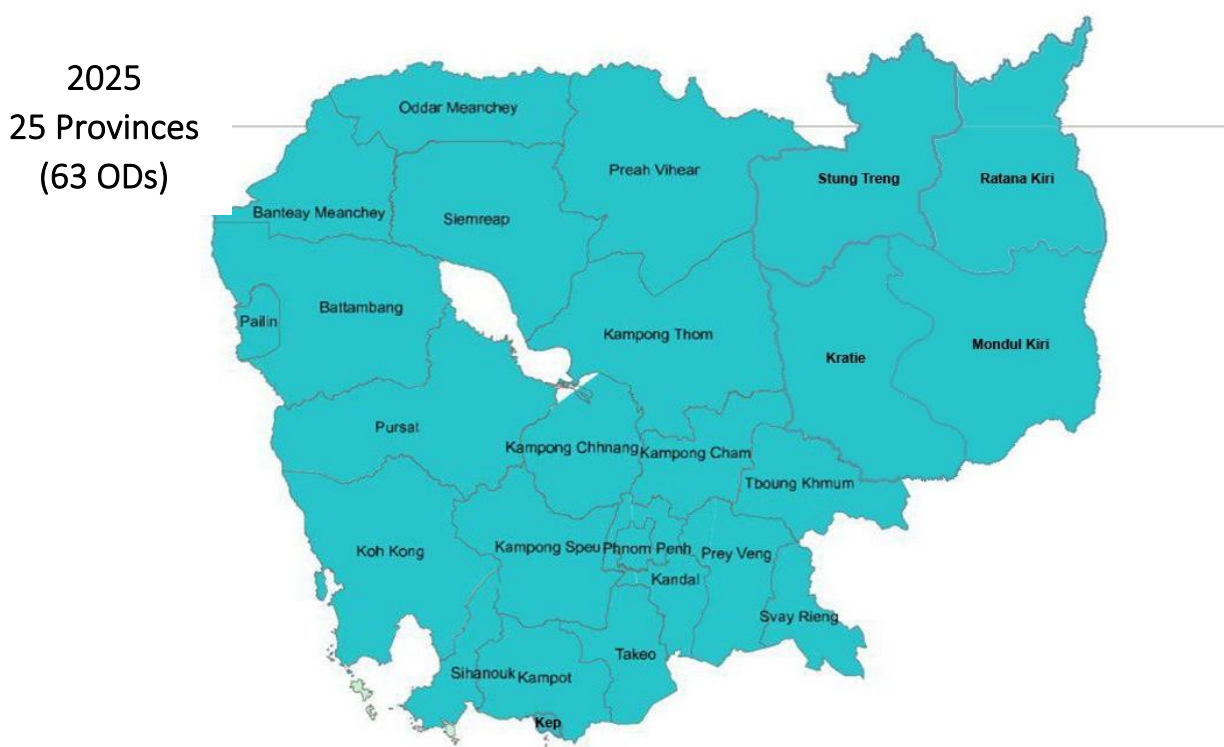
Boosted Integrated Active Case Management, (B-IACM) has been a cornerstone strategy for the national HIV program. With the objective of B-IACM to leverage existing strategies and approaches for case detection, immediate ART enrolment and retention in HIV care to achieve the global 95-95-95 targets by 2025.

B-IACM was initiated in 2014 in Siem Reap and Battambang provinces and scaled up to 25 provinces (60 operational districts) by June, 2022.

The Group of Champion (GoC), has play very important role in coordinating and networking for implementation of Boosted Integrated Active Case Management. (B-IACM) As the member of GoC, the Case Management Coordinator (CMC) and Case Management Assistant (CMA), have actively work in routine for collecting data and record in database.

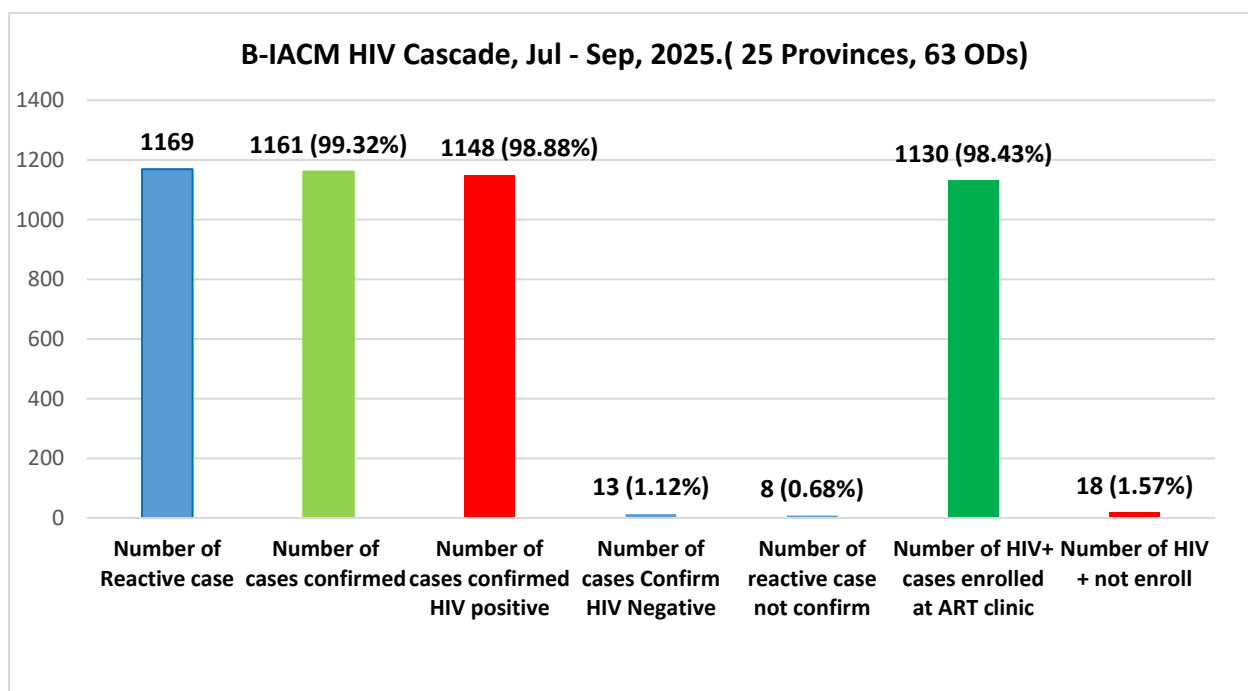
## II. B-IACM Coverage.

The B-IACM coverage is in 25 provinces (63 ODs)

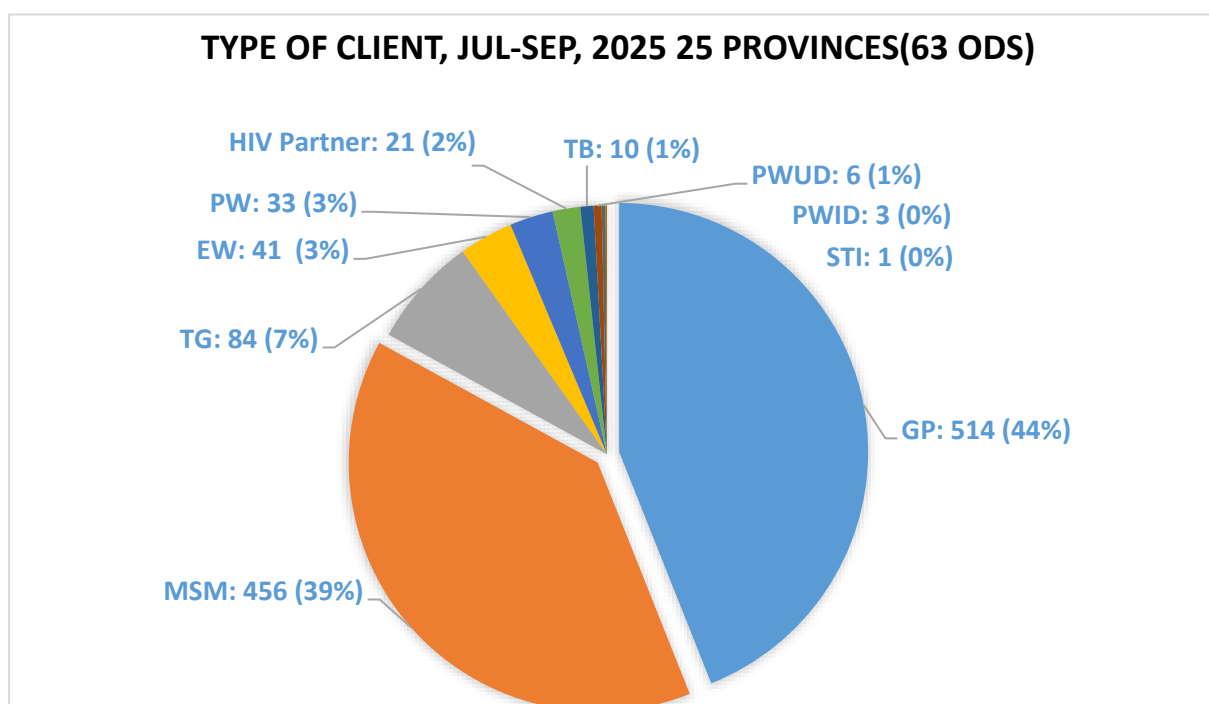


## III. Program Achievement.

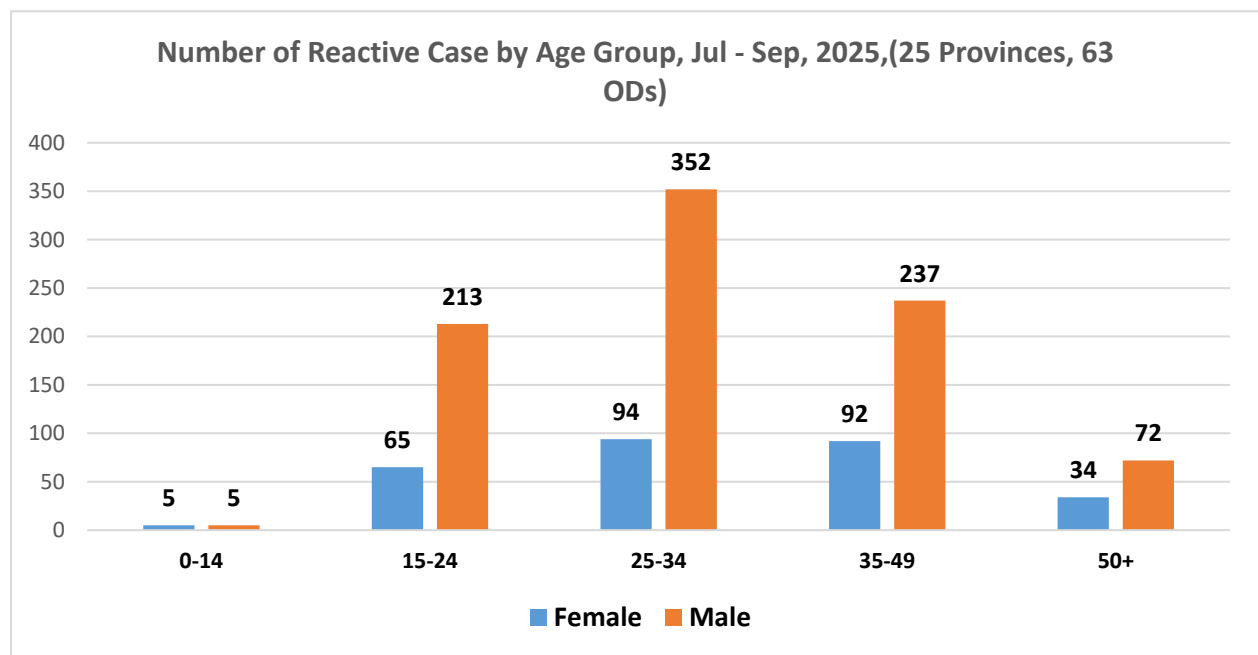
The B-IACM HIV cascade of quarter 3 from **July to September, 2025**. Based on data collected by CMCs, (Case Management Coordinator) and CMAs, (Case Management Assistant) from 25 provinces (63 ODs), There were **1,169** of new HIV cases detected (new reactive cases). With among those reactive cases, there were **1,161 (99.32%)** cases have been for the confirmatory test at VCCT with positive result were **1,148 (98.88%)** and those of **1,130 (98.43%)** positive cases have been enrolled at ART services.



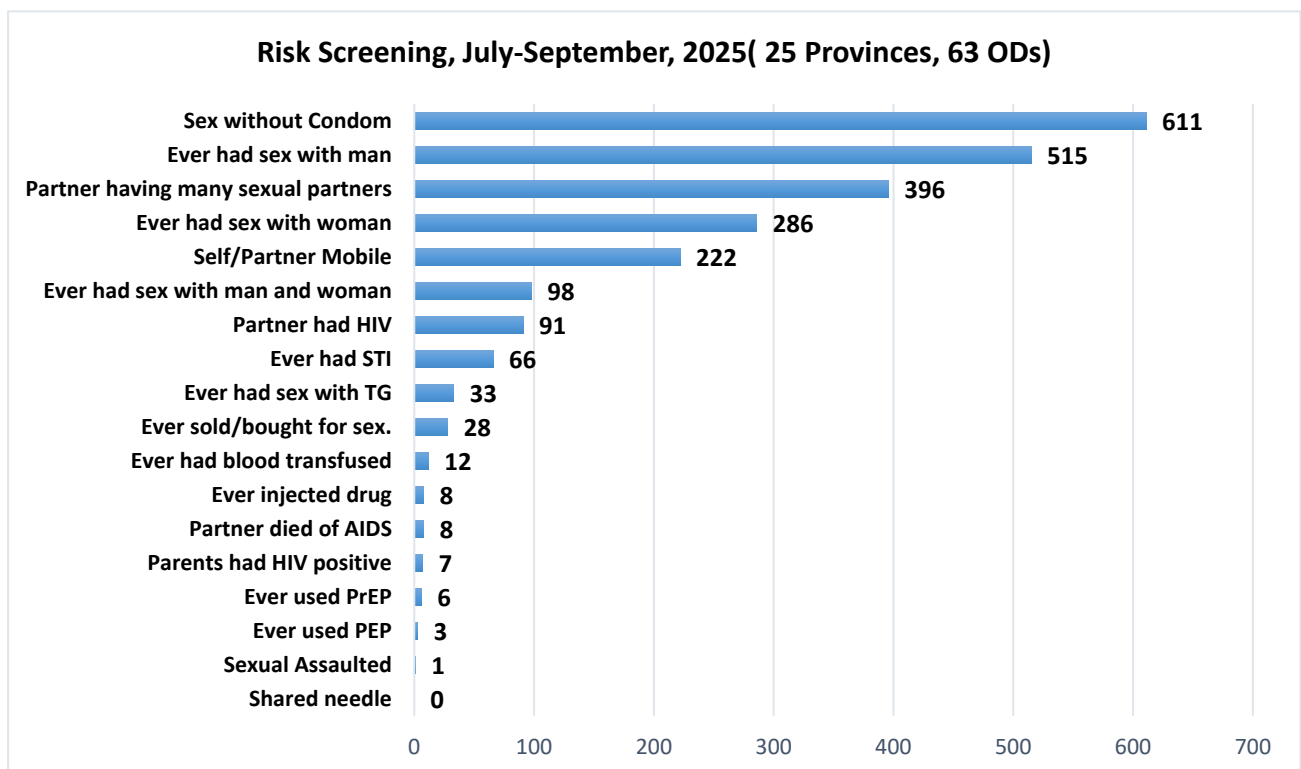
The chart below is the Reactive Cases classified by Client Type. The among of 1,169 with a reactive result, of **General Population** were 44% (n=514), followed by **MSM** 39% (n= 456), **Transgender**: 7% (n= 84), **Entertainment Worker**: 3% (n= 41), **Pregnant Woman**: 3% (n= 33), **HIV partners**: 2% (n=21), **TB patient**: 1% (n=10) **PWUP**: 1% (n= 6), **PWID** 0% (n=3 ) and **STI** 0%(n=1).



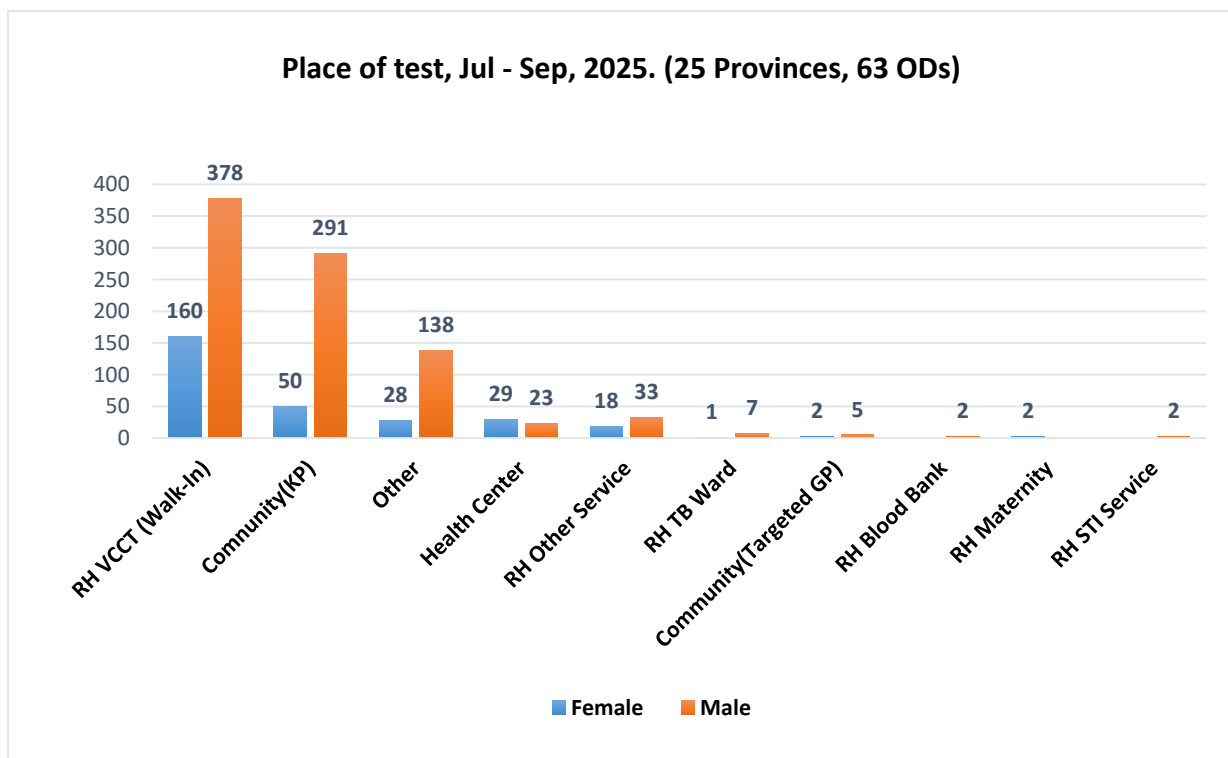
The chart below shows the number of HIV Reactive Case classified by age group of 0-14 , 15-24, 25-34, 35-49 and 50 plus. Data collected from **July – September 2025** in 25 provinces of 63 ODs. Among the age group, the high risk age group was between 15 to 49. Males are more high risk than females.



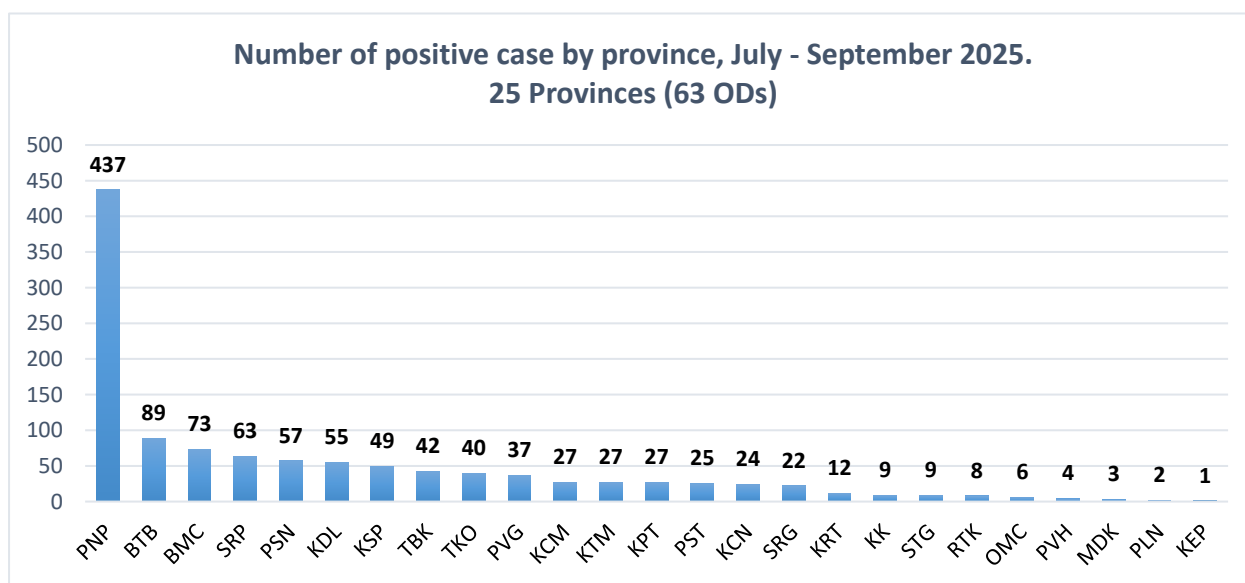
With Among the Risk Screening of reactive group, we found that clients have experienced of risk behavior with having sex not using condom, Men who have sex with Men (MSM), followed by Partners having many sexual partner, Having sex with womem, Self mobile or parters mobile, and those who having sex with men and women, Transgenders, and STIs, were among the top risks behaviour that putting them to HIV infection.



The chart below shows the places where the clients can access for having HIV test. The Data from July – September 2025 in 25 provinces. (63 ODs).



The chart shows the number of HIV positive cases by province of among the 25 provinces,(63 ODs) from July to September 2025. Phnom Penh is the highest number of HIV positive cases among 25 provinces, followed by Battambang, Banteay Meanchey, Siem Reap. Preah Sihanouk, Kandal, Kampong Speu, Tbong Khmum, Takeo, Prey Veng, Kampong Cham, Kampong Thom, Kampot, Pursat, Kampong Chhnang and Kratie ..etc.



## Meeting/ Workshop.

1. Conduated Group of Champoin coordinaton meeting among member and relevant stakeholders for sharing the progression of B-IACM Implementation and to reflect the challenges and solution. Below are the following of Meetings:

No	Topic	When	Where	Participants	Source
1	Conducted "GoC Coordination Meeting for health care providers, NGOs	11 July 2025	OD Bati, Takeo Province	Participants from PHD / PASP, OD Daunkeo Coordinator, Director of OD Bati, ART Team Leaders, VCCT, OD Kirivong, OD Bati Coordinator and Counselor, PMTCT Coordinator, CMC/CMA, Coordinator OD Koh Andet, RH Takeo, Coordinator OD Preykabas, Coordinator Angroka and NGOs CWPB, MHC, NCHADS. Total participants: 30	US-CDC
2	Conducted "GoC Coordination Meeting for health care providers, NGOs,	23 July 2025	PHD Preah Sihanouk.	Participants from PHD: Deputy of PHD, PASP, PDMO/Data, CMC, CMA, OD Coordinator, ART Team Leader, Counselor Adult and Pediatric, OPD, MCH Coordinator, STD staff, TB staff, Maternity, Lab staff, VCCT Chief, Health Centers and NGO: CPN+, HACC, CWPB, AHF. Total participants: 44.	US-CDC

#### IV. Challenges.

- Due to budget limitation, only 7 out of 25 provinces that has financial support for conducting GoC coordination meeting for OD/PHD for GoC members, health care services providers, NGOs, and relevant stakeholders to ensure the whole cascade from case finding to enrolment to reach 95 95 95.

#### V. Next Plan.

Plans for next reporting period including solutions to address the above constraints.

- Ongoing provides site coaching and technical support for CMC/CMA and relevant stakeholder for data collection and data quality where applicable especially for ODs where sites with low performance.
- Provide technical support and coordination with Group of Champion (GoC) for conducting GoC meeting and coaching for ACM & CQI Interlink.
- Coordination with B-IACM team by Group Telegram (NCHADS/B-IACM for program implementation) and CMA/CMC Group Telegram for B-IACM database.

Date 13 October 2025

Seen and Approved  
Director of NCHADS



Assist. Prof. OUK VICHEA

Checked by

Dr. Kim Bunna  
Head of Technical Bureau

Verified by

Dr. Kaoeun Chetra  
Deputy Head of Technical Bureau

Prepared by

Mr. Kong Udom  
ACM & CQI Interlink Coordinator

National Center for HIV/AIDS,  
Dermatology and STD

\*\*\*\*\*

របាយការណ៍ប្រចាំត្រីមាស ស្តីពីការគ្រប់គ្រងករណីអេដស៍សកម្ម

(B-IACM Quarterly report)

Quarter:		3		Year:		2025		
Nº	Province	OD Name	Indicators					
			Number of Reactive case	Number of cases confirmed HIV positive	Number of cases Confirm HIV Negative	Number of reactive case not confirm	Number of cases enrolled at ART clinic	Number of HIV + not enroll
1	Battambang	Battambang	58	56	1	1	55	1
2		Sangke	7	7	0	0	7	0
3		Moung Russey	12	12	0	0	12	0
4		Thmor Kol	11	10	0	1	10	0
5		Sampov Loun	4	4	0	0	4	0
		Total	92	89	1	2	88	1
6	Kampong Cham	Kampong Cham	18	18	0	0	18	0
7		Choeung Prey	7	7	0	0	7	0
8		Chamka Leu	0	0	0	0	0	0
9		Srey Santhor	2	2	0	0	2	0
10		Batheay	0	0	0	0	0	0
		Total	27	27	0	0	27	0
11	Pailin	Pailin	2	2	0	0	2	0
		Total	2	2	0	0	2	0
12	Siem Reap	Siem Reap&AKC	49	45	4	0	45	0
13		South Nikom	14	14	0	0	14	0
14		Kralanh	4	4	0	0	4	0
		Total	67	63	4	0	63	0



15	Oddor Meanchey	Samrong	3	3	0	0	3	0
16		Anlong Veng	3	3	0	0	3	0
		<b>Total</b>	<b>6</b>	<b>6</b>	<b>0</b>	<b>0</b>	<b>6</b>	<b>0</b>
17	Phnom Penh	Chaktomok	184	175	8	1	169	6
18		Pursenchey	70	70	0	0	70	0
19		Mekong	142	141	0	1	140	1
20		Dangkor	32	32	0	0	32	0
21		Bassac	23	19	0	4	19	0
		<b>Total</b>	<b>451</b>	<b>437</b>	<b>8</b>	<b>6</b>	<b>430</b>	<b>7</b>
22	Banteaymeanchey	Mongkul borey	14	14	0	0	14	0
23		Serey Sophorn	15	15	0	0	15	0
24		Poi Pet	30	30	0	0	27	3
25		Thmor Pouk	5	5	0	0	5	0
26		Preah Netr Preah	9	9	0	0	9	0
		<b>Total</b>	<b>73</b>	<b>73</b>	<b>0</b>	<b>0</b>	<b>70</b>	<b>3</b>
27	Pursat	Sampov Meas	18	18	0	0	18	0
28		Bakan	6	6	0	0	6	0
29		Phnom Kravanh	1	1	0	0	1	0
		<b>Total</b>	<b>25</b>	<b>25</b>	<b>0</b>	<b>0</b>	<b>25</b>	<b>0</b>
30	Preah Sihanouk	Preah Sihanouk	57	57	0	0	56	1
		<b>Total</b>	<b>57</b>	<b>57</b>	<b>0</b>	<b>0</b>	<b>56</b>	<b>1</b>
31	Kampong Thom	Kampong Thom	18	18	0	0	18	0
32		Baray and Santuk	3	3	0	0	3	0
33		Storng	6	6	0	0	6	0
		<b>Total</b>	<b>27</b>	<b>27</b>	<b>0</b>	<b>0</b>	<b>27</b>	<b>0</b>
34	Kampong Speu	Kampong Speu	25	25	0	0	25	0
35		Kong Pisey	14	14	0	0	12	2
36		Odong	10	10	0	0	10	0
		<b>Total</b>	<b>49</b>	<b>49</b>	<b>0</b>	<b>0</b>	<b>47</b>	<b>2</b>
37	Kampot	Kampot	20	20	0	0	20	0
38		Kampong Trach	7	7	0	0	7	0
		<b>Total</b>	<b>27</b>	<b>27</b>	<b>0</b>	<b>0</b>	<b>27</b>	<b>0</b>



39	Takeo	Daunkeo	21	21	0	0	21	0
40		Kirivong	9	9	0	0	9	0
41		Angrokar	6	6	0	0	6	0
42		Preykabas	4	4	0	0	4	0
		<b>Total</b>	<b>40</b>	<b>40</b>	<b>0</b>	<b>0</b>	<b>40</b>	<b>0</b>
43	Koh Kong	Smach Mean Chey	8	8	0	0	8	0
44		Sre Ambel	1	1	0	0	1	0
		<b>Total</b>	<b>9</b>	<b>9</b>	<b>0</b>	<b>0</b>	<b>9</b>	<b>0</b>
45	Kandal	Kien Svay	6	6	0	0	3	3
46		Koh Thom	10	10	0	0	10	0
47		Takhmao	39	39	0	0	39	0
		<b>Total</b>	<b>55</b>	<b>55</b>	<b>0</b>	<b>0</b>	<b>52</b>	<b>3</b>
48	Kampong Chhnang	Kg Chhnang	19	19	0	0	19	0
49		Kg Tralach	5	5	0	0	5	0
		<b>Total</b>	<b>24</b>	<b>24</b>	<b>0</b>	<b>0</b>	<b>24</b>	<b>0</b>
50	Preah Vihear	Tbeng Meanchey	4	4	0	0	4	0
		<b>Total</b>	<b>4</b>	<b>4</b>	<b>0</b>	<b>0</b>	<b>4</b>	<b>0</b>
51	Svay Rieng	Svay Rieng	19	19	0	0	19	0
52		RomeasHek	3	3	0	0	3	0
		<b>Total</b>	<b>22</b>	<b>22</b>	<b>0</b>	<b>0</b>	<b>22</b>	<b>0</b>
53	Tbong Khmum	Tbong Khmum	9	9	0	0	9	0
54		Suong	26	26	0	0	26	0
55		Memut	7	7	0	0	7	0
		<b>Total</b>	<b>42</b>	<b>42</b>	<b>0</b>	<b>0</b>	<b>42</b>	<b>0</b>
56	Prey Veng	Prey Veng	20	20	0	0	20	0
57		Pea Reang	3	3	0	0	2	1
58		Peam Ror	14	14	0	0	14	0
		<b>Total</b>	<b>37</b>	<b>37</b>	<b>0</b>	<b>0</b>	<b>36</b>	<b>1</b>
59	Kep	Kep	1	1	0	0	1	0
		<b>Total</b>	<b>1</b>	<b>1</b>	<b>0</b>	<b>0</b>	<b>1</b>	<b>0</b>
60	Kratie	Kratie	12	12	0	0	12	0
		<b>Total</b>	<b>12</b>	<b>12</b>	<b>0</b>	<b>0</b>	<b>12</b>	<b>0</b>

61	Stung Treng	Stung Treng	9	9	0	0	9	0
		<b>Total</b>	<b>9</b>	<b>9</b>	<b>0</b>	<b>0</b>	<b>9</b>	<b>0</b>
62	Mondulkiri	Sen Monorom	3	3	0	0	3	0
		<b>Total</b>	<b>3</b>	<b>3</b>	<b>0</b>	<b>0</b>	<b>3</b>	<b>0</b>
63	Ratanakiri	Ban Lung	8	8	0	0	8	0
		<b>Total</b>	<b>8</b>	<b>8</b>	<b>0</b>	<b>0</b>	<b>8</b>	<b>0</b>
<b>Total</b>			<b>1169</b>	<b>1148</b>	<b>13</b>	<b>8</b>	<b>1130</b>	<b>18</b>
				<b>98.20 %</b>	<b>1.11 %</b>	<b>0.68 %</b>	<b>98.43 %</b>	<b>1.57 %</b>

Phnom Penh, October 10, 2025



Seen and Approved by:  
NCHADS Director

Assist. Prof. Ouk Vichea

Checked by:  
Head of Technical Bureau

Dr. Kim Bunna

Verified by:  
Deputy Head of Technical Bureau

Dr. Kaoeun Chetra

Prepared by:  
B-IACM Team

Mr. LY Sokny