



National Center for HIV/AIDS, Dermatology and STDs (NCHADS)

របាយការណ៍ប្រចាំត្រីមាស
ស្តីពីការគ្រប់គ្រងករណីអេដស៍សកម្ម
ប្រចាំត្រីមាសទី ២ ឆ្នាំ ២០២៥

B-IACM Quarterly Report,
Q2, 2025

I. Introduction:

Boosted Integrated Active Case Management, (B-IACM) has been a cornerstone strategy for the national HIV program. With the objective of B-IACM to leverage existing strategies and approaches for case detection, immediate ART enrolment and retention in HIV care to achieve the global 95-95-95 targets by 2025.

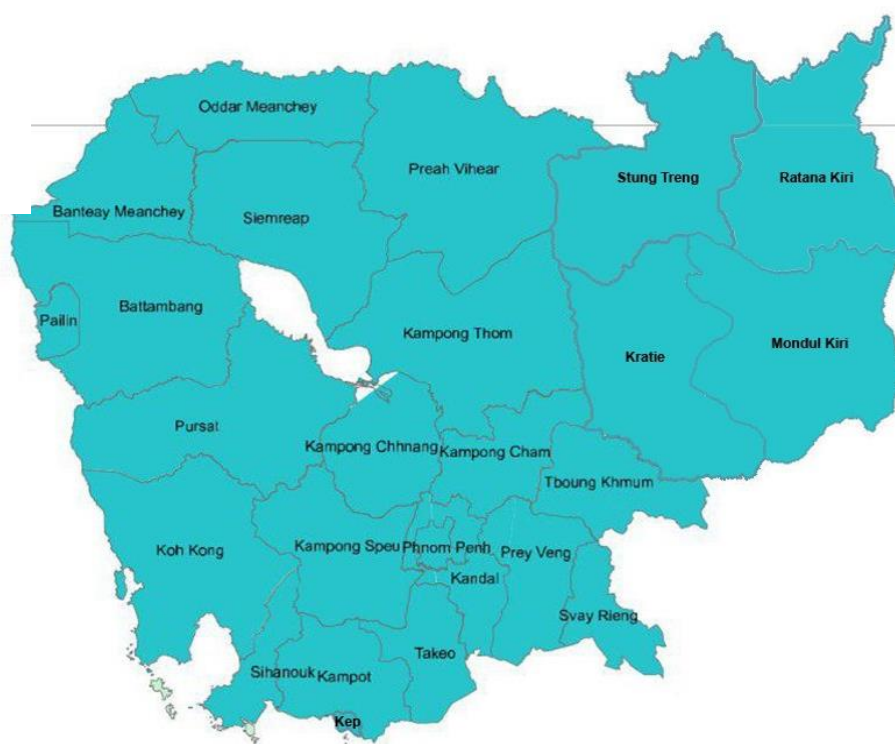
B-IACM was initiated in 2014 in Siem Reap and Battambang provinces and scaled up to 25 provinces (60 operational districts) by June, 2022.

The Group of Champion (GoC), has play very important role in coordinating and networking for implementation of Boosted Integrated Active Case Management. (B-IACM) As the member of GoC, the Case Management Coordinator (CMC) and Case Management Assistant (CMA), have actively work in routine for collecting data and record in database.

II. B-IACM Coverage.

The B-IACM coverage is in 25 provinces (63 ODs)

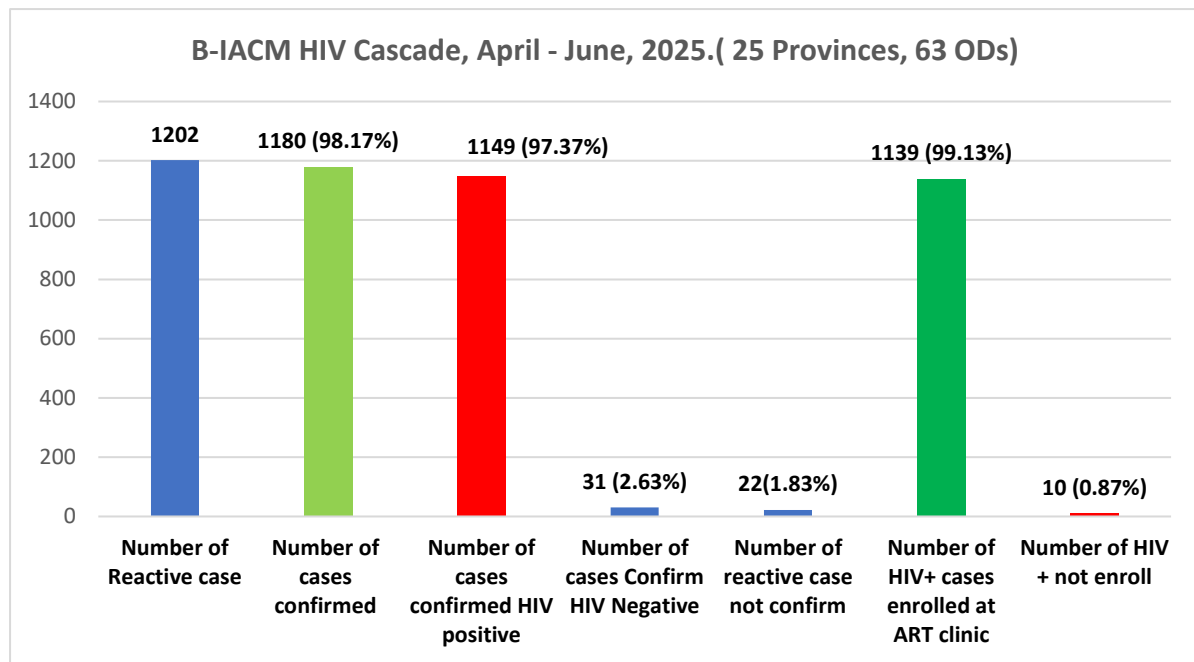
2025
25 Provinces
(63 ODs)



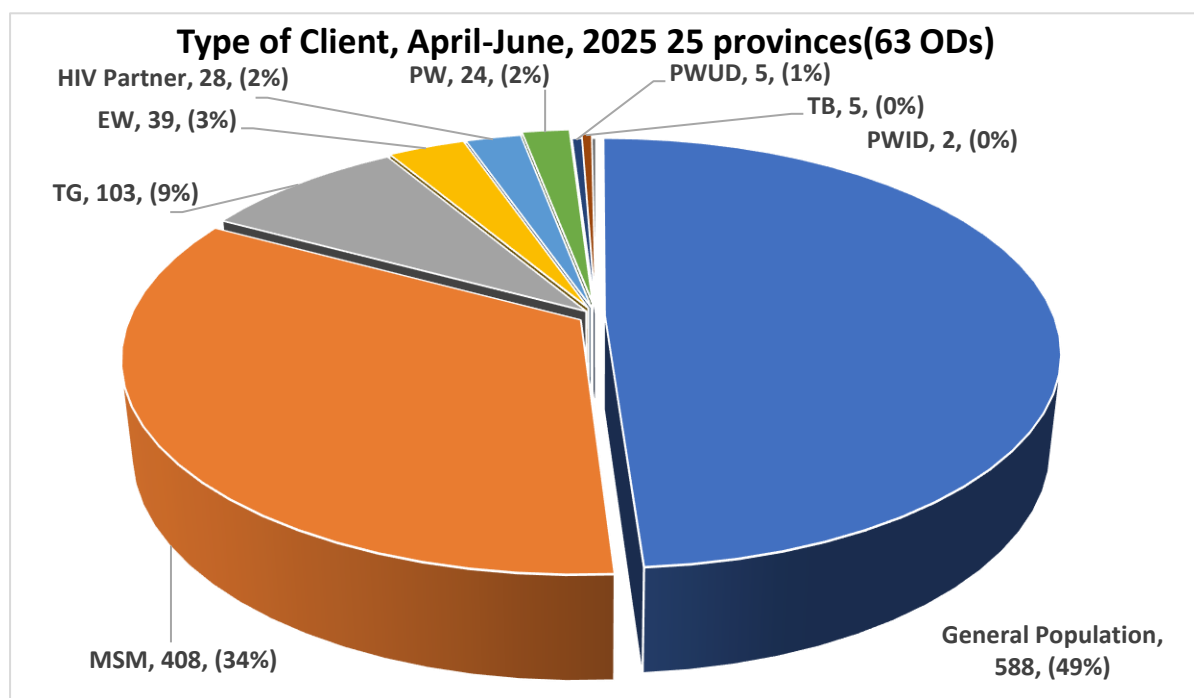
III. Program Achievement.

The B-IACM HIV cascade of quarter 1 from **April to June, 2025**. Based on data collected by CMCs, (Case Management Coordinator) and CMAs, (Case Management Assistant) from 25 provinces (63 ODs), There were **1,202** of new HIV cases detected (new reactive cases). With among those reactive cases, there were **1,180 (98.17%)** cases have been for the confirmatory

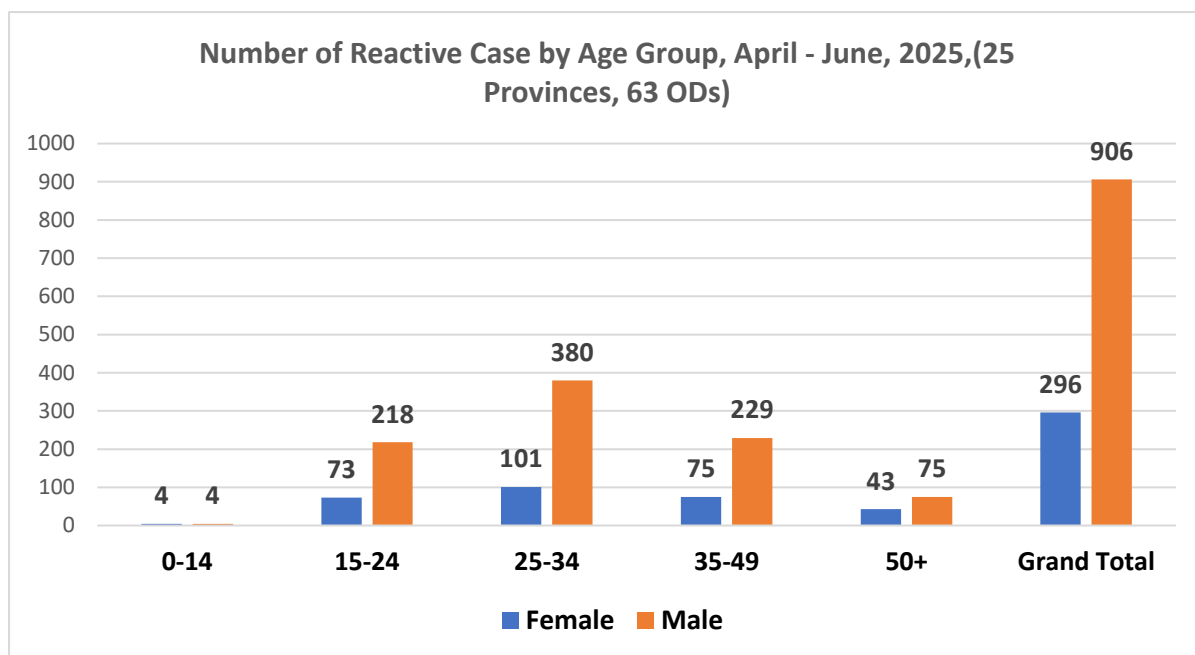
test at VCCT with positive result were 1,149 (97.37%) and those 1,139 (99.13%) cases have been enrolled at ART services.



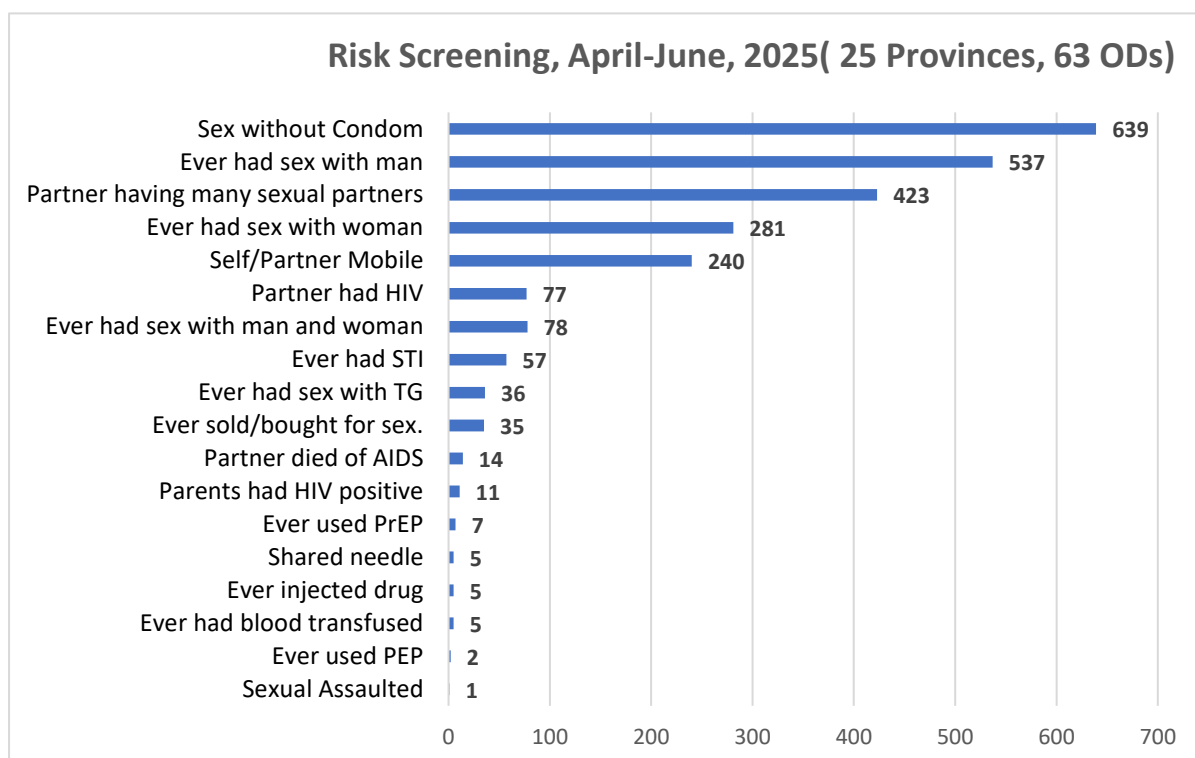
The chart below is the Reactive Cases classified by Client Type. The among of 1,202 with a reactive result, of 49% (n=588) were general population , followed by MSM 34% (n= 408), TG: 9% (n= 103), Entertainment Worker: 3% (n= 39), HIV partners: 2% (n=28), Pregnant Woman: 2% (n= 24), PWUP: 1% (n= 5), TB patient: 0% (n=5) and PWID 0% (n=2) .



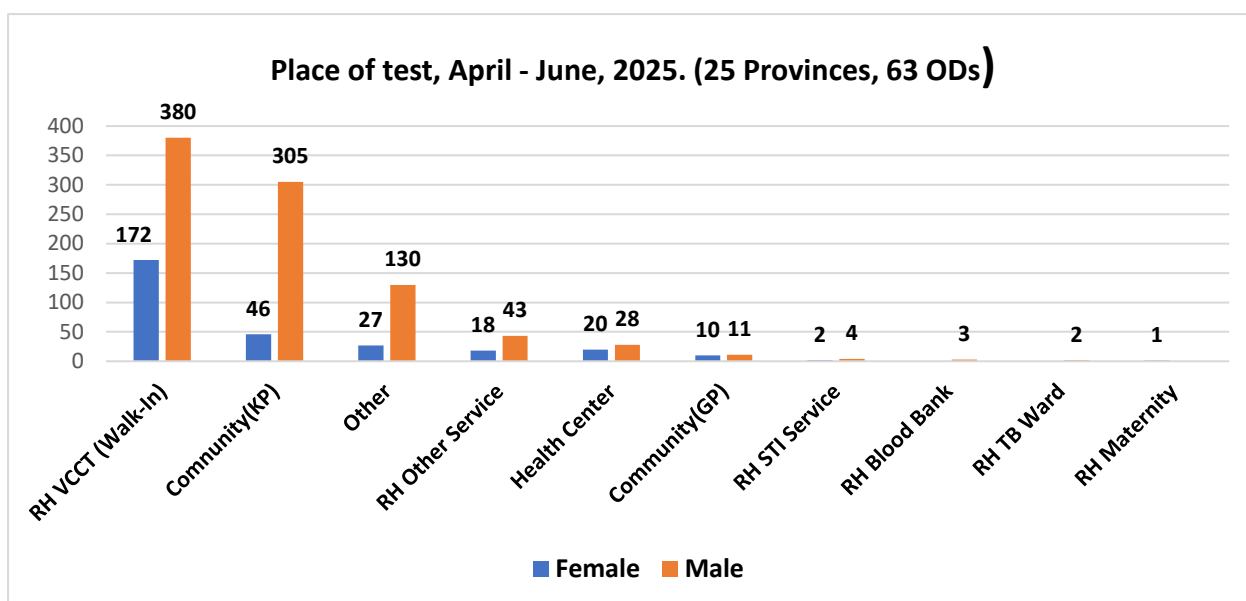
The chart below shows the number of HIV Reactive Case classified by age group , from 0-14 , 15-24, 25-34, 35-49 and 50 plus. Data from April – June 2025 in 25 provinces. (63 ODs). Among the age group, the high risk age group was between 15 to 49.



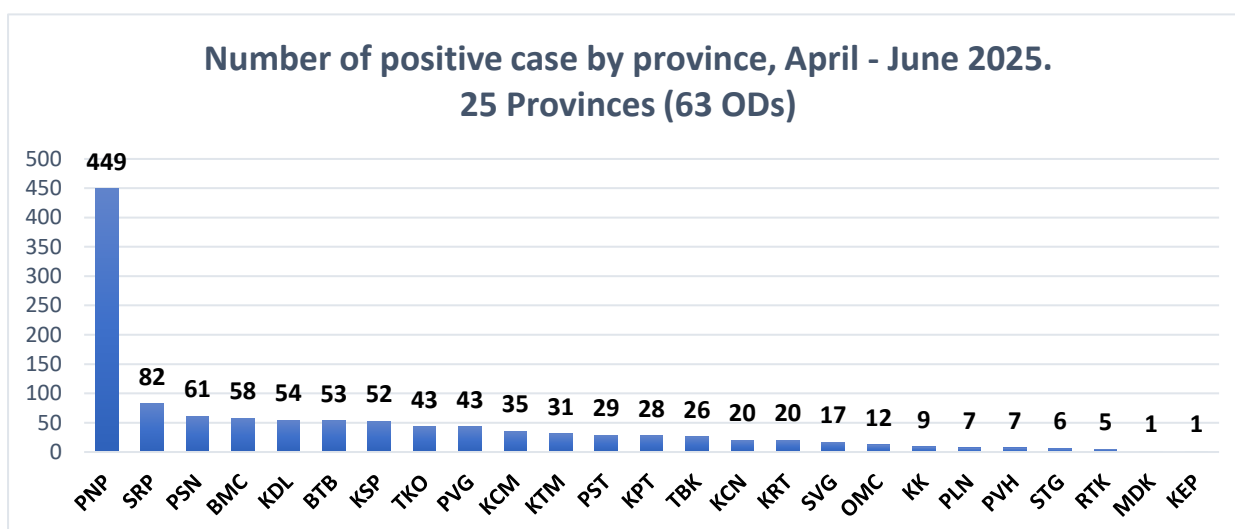
With Among the Risk Screening of reactive group, we found that clients have experienced at risk behavior were who have sex not using condom, Men who have sex with Men (MSM), followed by Partners having many sexual partners, Having sex with womem, Self mobile or parters mobile, and those who having sex with men and women, TG, and STIs, were among the top risks behaviour with putting them to HIV infection.



The chart below shows the places where the clients come and getting for HIV testing. The Data from April – June 2025 in 25 provinces. (63 ODs).



The chart shows the number of HIV positive cases by province of among the 25 provinces,(63 ODs) from April to June 2025. Phnom Penh is the highest number of HIV positive cases among 25 provinces, followed by Siem Reap, Preah Sihanouk, Banteay Meanchey, Kandal, Battambang, Kampong Speu, Takeo, Prey Veng, Kampong Cham, Kampong Thom, Pursat , Kampot, Tbong Khmum, Kampong Chhnang and Kratie ..etc.



Workshop/Meeting:

1. Progress Review Workshop on “HIV eMTCT focusing on HEI Diagnosis and linkage to care” to strengthen on PMTCT and EID improvement of coordination work, discussion, challenge in order to provide better services in point of care for pregnant women with HIV and infants borned from infected mother.

2. Concluded Group of Champoin coordinaton among the member and relevant stakeholders for sharing the progression of B-IACM Implementation and to reflect the challenges and solution. Below are the following of Meeting:

No	Topic	When	Where	Participants	Source
1	Progress Review Workshop on “HIV eMTCT focusing on HEI Diagnosis and linkage to care”	08-09 April 2025	PHD Kampong Chhnang.	The participant of PHD, PDMO, PMTCT VCCT, ART from 16 provinces: 1.PNP,2.PLN,3.BMC,4.BTB,5.SRP,6.PVG,7.PSN,8.PST,9.KPT,10.TKO,11.KCM,12.KDL, 13.SRG,14.KSP,15.KPTand16.TBK,CBOs/N GOs. FHI 360, CRC, AHF. Facilitators: NCHADS, NMCHC. Total 78 participants.	US-CDC
2	Conducted “GoC Coordination Meeting for health care providers, NGOs	18 April 2025	OD Kirivong, Takeo.	Participants from PHD: PASP, CMC, CMA, OD Coordinator, ART Team Leader, Counselor Adult and Pediatric, OPD, Maternity, Medicine, VCCT Chief, Health Centers and NGO: MHC, Total 30 participants.	US-CDC
3	Conducted “GoC Coordination Meeting for health care providers, NGOs,	24 April 2025	PHD Preah Sihanouk.	Participants from PHD: PASP, PDMO, CMC, CMA, OD Coordinator, ART Team Leader, Counselor Adult and Pediatric, OPD, MCH Coordinator, Maternity, Medicine, VCCT Chief, Health Centers and NGO: CPN+, HACC, CWPDP, AHF, Total 31 participants.	US-CDC
4	Conducted “GoC Coordination Meeting for health care providers, NGOs,	16 May 2025	OD Chhoeung Prey, Kampong Cham.	Participants from PHD: PASP, PDMO, CMC, CMA, OD Coordinator, ART Team Leader, Counselor Adult and Pediatric, OPD, Maternity, Medicine, VCCT Chief, Health Centers and NGO: MHC, HACC, CWPDP, Total 31 participants.	US-CDC

IV. Challenges.

- Due to budget limitation, only 7 out of 25 provinces which has financial support for OD/PHD to conduct GoC coordination meeting with among GoC members,health care services providers, NGOs, and relevant stakeholders to ensure the whole cascade from case finding to connecting and receiving quality of HIV related services is operated effectively.

V. Next Plan.

Plans for next reporting period including solutions to address the above constraints.

- Provide technical support and coordination with Group of Champion (GoC) for conducting GoC Meeting and coaching for ACM & CQI Interlink.
- Ongoing provides technical support to ODs especially where sites with low performance.
- Coordination with B-IACM team by Group Telegram (NCHADS/B-IACM for program implementation) and CMA/CMC Group Telegram for B-IACM database.

Date 21 July 2025

Seen and Approved
Director of NCHADS

Checked by

Verified by

Prepared by



Bunna

Dr. Kim Bunna

Head of Technical Bureau

Chetra

Dr. Kaeoun Chetra

Deputy Head of Technical Bureau

Kongudom

Mr.KONG Udom

ACM and CQI Interlink Coordinator

National Center for HIV/AIDS,
Dermatology and STD

របាយការណ៍ប្រចាំត្រីមាស ស្តីពីការគ្រប់គ្រងករណីអេដស៍សកម្ម

(B-IACM Quarterly report)

Quarter:		2		Year:		2025		
Nº	Province	OD Name	Indicators					
			Number of Reactive case	Number of cases confirmed HIV positive	Number of cases Confirm HIV Negative	Number of reactive case not confirm	Number of cases enrolled at ART clinic	Number of HIV + not enroll
1	Battambang	Battambang	48	34	3	11	33	1
2		Sangke	2	2	0	0	2	0
3		Moung Russey	9	8	1	0	8	0
4		Thmor Kol	7	7	0	0	7	0
5		Sampov Loun	2	2	0	0	2	0
		Total	68	53	4	11	52	1
6	Kampong Cham	Kampong Cham	25	25	0	0	25	0
7		Choeung Prey	5	5	0	0	5	0
8		Chamka Leu	2	2	0	0	2	0
9		Srey Santhor	0	0	0	0	0	0
10		Batheay	3	3	0	0	3	0
		Total	35	35	0	0	35	0
11	Pailin	Pailin	7	7	0	0	7	0
		Total	7	7	0	0	7	0
12	Siem Reap	Siem Reap&AKC	71	64	7	0	64	0
13		South Nikom	12	11	1	0	11	0
14		Kralanh	7	7	0	0	7	0
		Total	90	82	8	0	82	0

15	Oddor Meanchey	Samrong	5	5	0	0	5	0
16		Anlong Veng	7	7	0	0	7	0
		Total	12	12	0	0	12	0
17	Phnom Penh	Chaktomok	182	165	17	0	163	2
18		Pursenchey	63	63	0	0	63	0
19		Mekong	141	137	2	2	137	0
20		Dangkor	50	50	0	0	50	0
21		Bassac	43	34	0	9	34	0
		Total	479	449	19	11	447	2
22	Banteaymeanchey	Mongkul borey	7	7	0	0	7	0
23		Serey Sophorn	19	19	0	0	19	0
24		Poi Pet	23	23	0	0	23	0
25		Thmor Pouk	4	4	0	0	4	0
26		Preah Netr Preah	5	5	0	0	5	0
		Total	58	58	0	0	58	0
27	Pursat	Sampov Meas	25	25	0	0	25	0
28		Bakan	3	3	0	0	3	0
29		Phnom Kravanh	1	1	0	0	1	0
		Total	29	29	0	0	29	0
30	Preah Sihanouk	Preah Sihanouk	61	61	0	0	59	2
		Total	61	61	0	0	59	2
31	Kampong Thom	Kampong Thom	17	17	0	0	17	0
32		Baray and Santuk	9	9	0	0	9	0
33		Storng	5	5	0	0	5	0
		Total	31	31	0	0	31	0
34	Kampong Speu	Kampong Speu	34	34	0	0	34	0
35		Kong Pisey	9	9	0	0	9	0
36		Odong	9	9	0	0	9	0
		Total	52	52	0	0	52	0
37	Kampot	Kampot	18	18	0	0	18	0
38		Kampong Trach	10	10	0	0	10	0
		Total	28	28	0	0	28	0

39	Takeo	Daunkeo	31	31	0	0	29	2
40		Kirivong	5	5	0	0	5	0
41		Angrokar	4	4	0	0	4	0
42		Preykabas	3	3	0	0	3	0
		Total	43	43	0	0	41	2
43	Koh Kong	Smach Mean Chey	7	7	0	0	7	0
44		Sre Ambel	2	2	0	0	2	0
		Total	9	9	0	0	9	0
45	Kandal	Kien Svay	2	2	0	0	2	0
46		Koh Thom	10	10	0	0	10	0
47		Takhmao	42	42	0	0	42	0
		Total	54	54	0	0	54	0
48	Kampong Chhnang	Kg Chhnang	14	14	0	0	14	0
49		Kg Tralach	6	6	0	0	6	0
		Total	20	20	0	0	20	0
50	Preah Vihear	Tbeng Meanchey	7	7	0	0	7	0
		Total	7	7	0	0	7	0
51	Svay Rieng	Svay Rieng	16	16	0	0	14	2
52		RomeasHek	1	1	0	0	1	0
		Total	17	17	0	0	15	2
53	Tbong Khmum	Tbong Khmum	12	12	0	0	12	0
54		Suong	11	11	0	0	11	0
55		Memut	3	3	0	0	3	0
		Total	26	26	0	0	26	0
56	Prey Veng	Prey Veng	13	13	0	0	13	0
57		Pea Reang	5	5	0	0	4	1
58		Peam Ror	25	25	0	0	25	0
		Total	43	43	0	0	42	1
59	Kep	Kep	1	1	0	0	1	0
		Total	1	1	0	0	1	0
60	Kratie	Kratie	20	20	0	0	20	0
		Total	20	20	0	0	20	0

61	Stung Treng	Stung Treng	6	6	0	0	6	0
		Total	6	6	0	0	6	0
62	Mondulkiri	Sen Monorom	1	1	0	0	1	0
		Total	1	1	0	0	1	0
63	Ratanakiri	Ban Lung	5	5	0	0	5	0
		Total	5	5	0	0	5	0
Total			1202	1149	31	22	1139	10
				95.59 %	2.58 %	1.83 %	99.13 %	0.87 %


Phnom Penh, 21 July, 2025

Seen and Approved by:
NCHADS Director



Assist. Prof. Ouk Vichea

Checked by:
Head of Technical Bureau



Dr. Kim Bunna

Verified by:
Deputy Head of Technical Bureau



Dr. Kaoeun Chetra

Prepared by:
B-IACM Team



Mr. LY Sokny