



## PROVINCIAL SNAPSHOT

# HIV AND AIDS IN TBOUNG KHMUM

# 2022

### KEY HIV STATISTICS

PLHIV	967	924	49
NEW INFECTIONS	34	9	1
AIDS DEATHS	18	18	2

3% of PLHIV in Cambodia are in Tboung Khmum  
3% of new infections in Cambodia are in Tboung Khmum

### ESTIMATED KP POPULATION SIZE

2,114  
MSM1

1,043  
MSM2

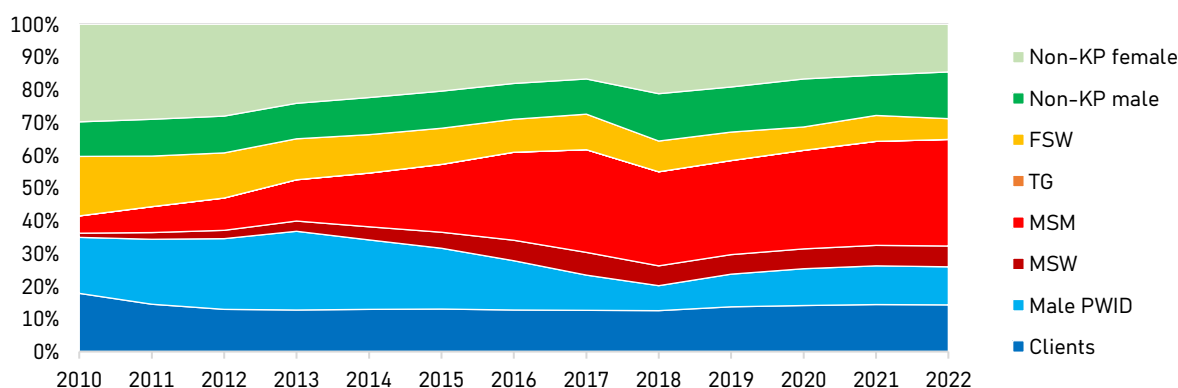
410  
TG

1,229  
FEW

270  
PWID

MSM 1: Known risk/high risk and reachable online and physical  
MSM 2: Unknown risk/ not known to be reached by programme

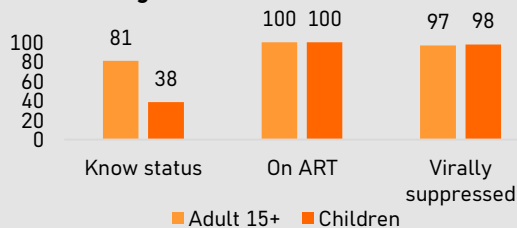
### NEW HIV INFECTIONS DISTRIBUTION



### TBOUNG KHMUM

#### HIV TESTING AND TREATMENT CASCADE

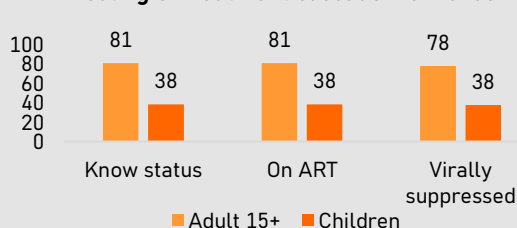
##### Testing & Treatment cascade: 95-95-95



##### 95-95-95:

Target of 95% of estimated PLHIV know the status; 95% PLHIV who know their status are on treatment; 95% of those who are on treatment are virally suppressed

##### Testing & Treatment cascade: 95-90-86



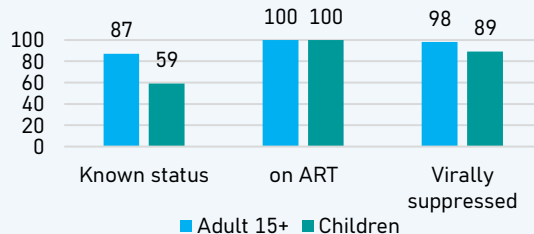
##### 95-90-86:

Target of 95% of estimated PLHIV know the status; 90% estimated PLHIV are on treatment; 86% of estimated PLHIV are virally suppressed

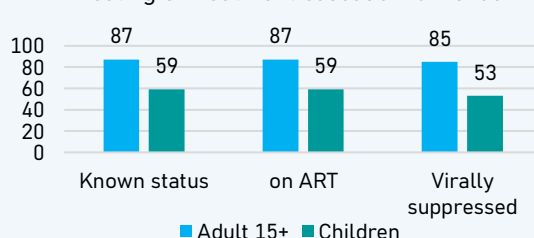
### NATIONAL

#### HIV TESTING AND TREATMENT CASCADE

##### Testing & Treatment cascade: 95-95-95



##### Testing & Treatment cascade: 95-90-86



### ACRONYMS

ART	Anti-retroviral therapy	PLHIV	People living with HIV
FEW	Female entertainment workers	PWID	People who inject drugs
KP	Key populations at risk of HIV	TG	Transgender women
MSM	Men who have sex with men		

Source: Cambodia HIV Estimates 2023 based on AEM-spectrum modelling estimates

Snapshot is prepared with technical support from NCHADS Data Management Unit, FHI360-EpiC, UNAIDS

