



National Center for HIV/AIDS, Dermatology and STDs (NCHADS)

របាយការណ៍ប្រចាំត្រីមាស
ស្តីពីការគ្រប់គ្រងករណីអេដស៍សកម្ម
ប្រចាំត្រីមាសទី ៣ ឆ្នាំ ២០២៣

B-IACM Quarterly Report,
Q3, 2023

I. Introduction:

Boosted Integrated Active Case Management, (B-IACM) has been a cornerstone strategy for the national HIV program. With the objective of B-IACM to leverage existing strategies and approaches for case detection, immediate ART enrolment and retention in HIV care to achieve the global 95-95-95 targets by 2025.

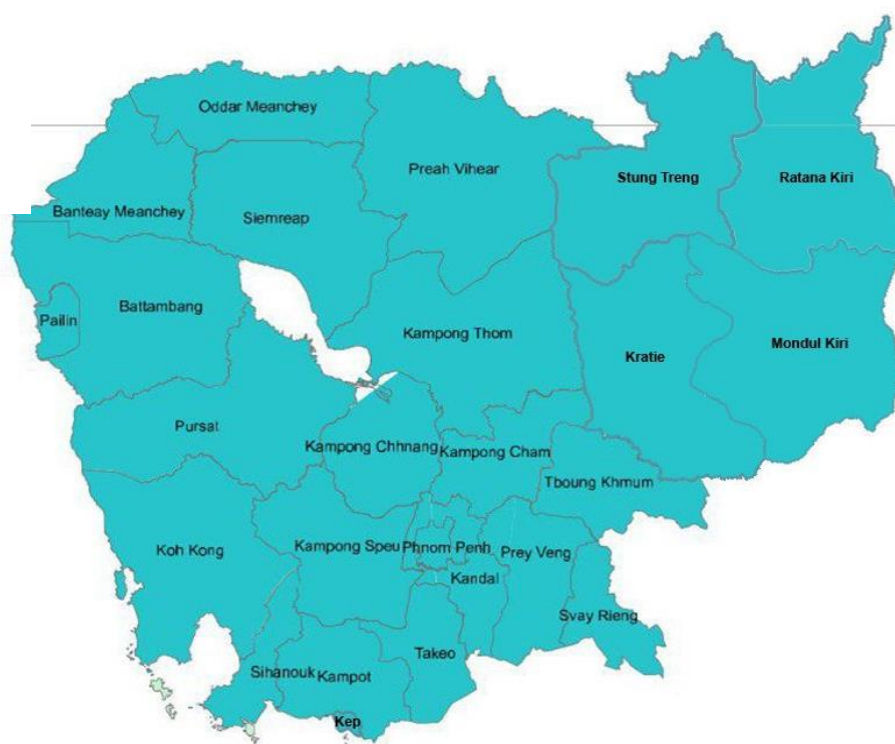
B-IACM was initiated in 2014 in Siem Reap and Battambang provinces and scaled up to 25 provinces (60 operational districts) by June, 2022.

The Group of Champion (GoC), has play very important role in coordinating and networking for implementation of Boosted Integrated Active Case Management. (B-IACM) As the member of GoC, the Case Management Coordinator (CMC) and Case Management Assistant (CMA), have actively work in routine for collecting data and record in database.

II. B-IACM Coverage.

The B-IACM coverage is in 25 provinces (60 ODs)

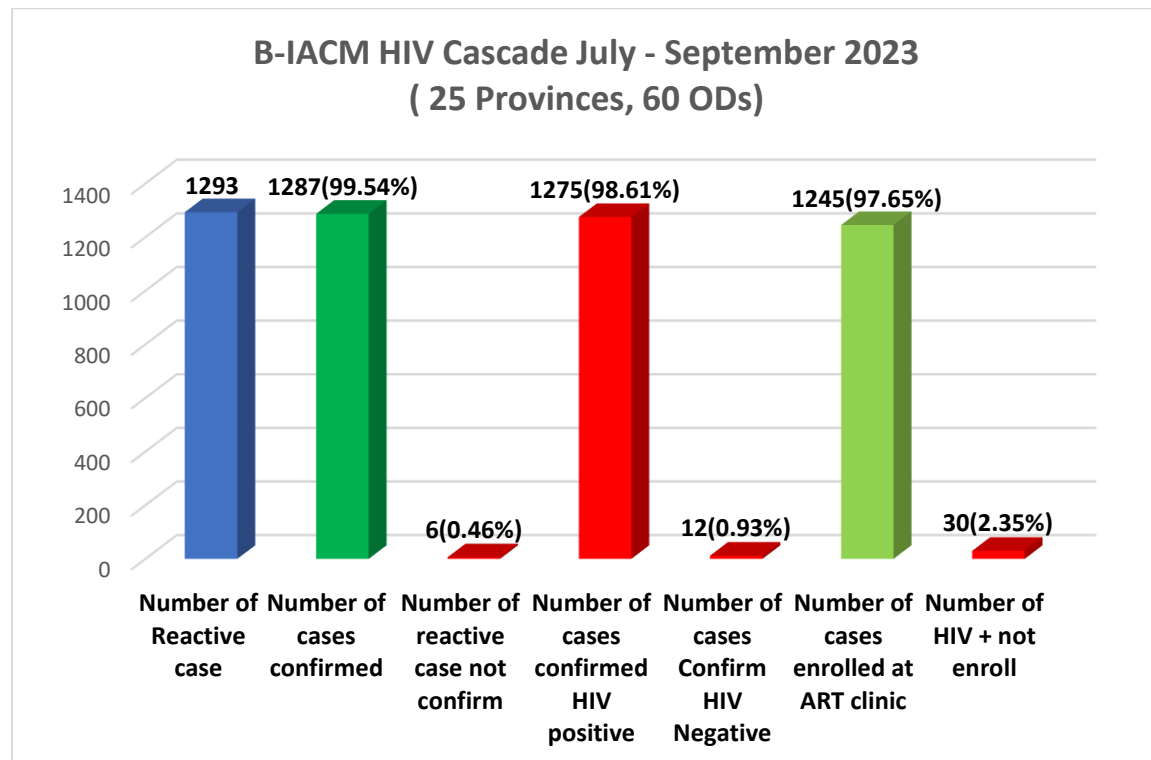
2023
25 Provinces
(60 ODs)



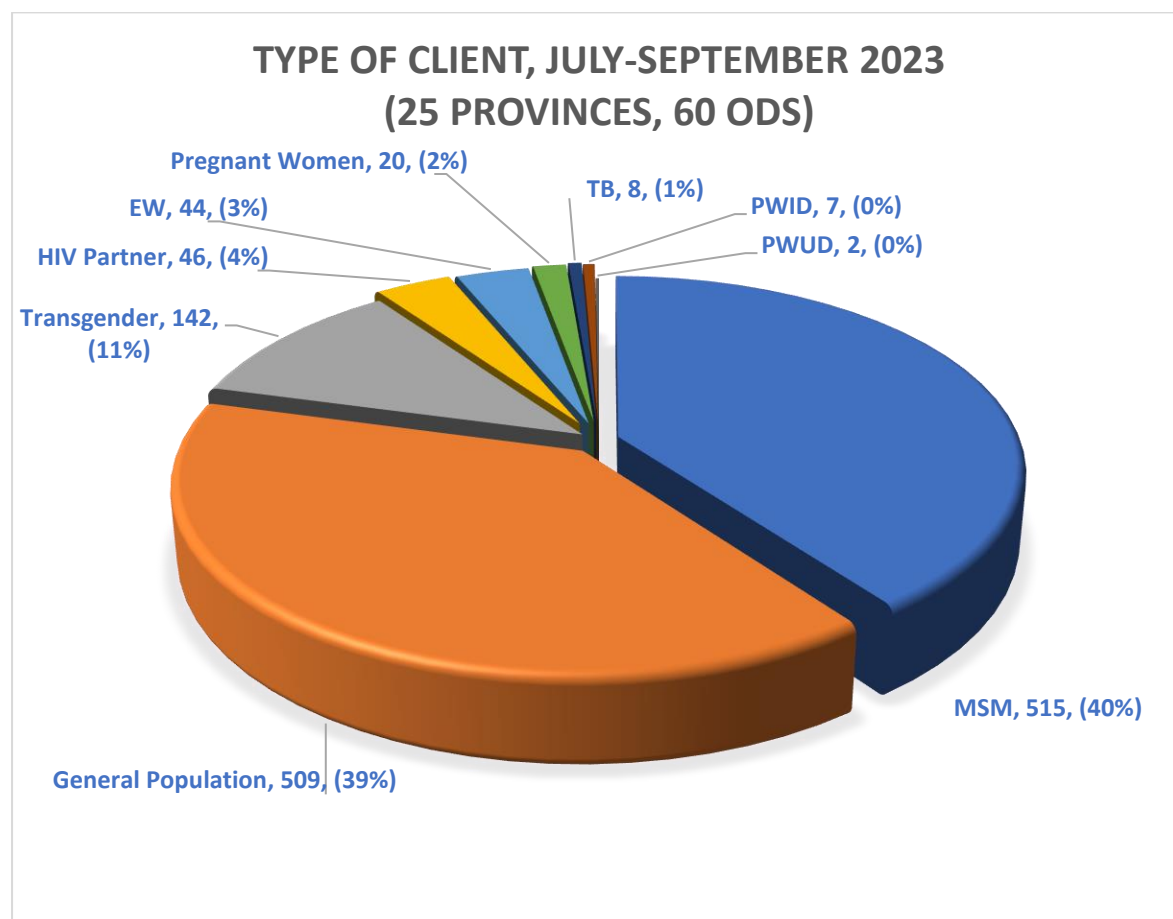
III. Program Achievement.

The B-IACM HIV cascade of quarter 3 from July to September, 2023. Based on data sent by CMCs, (Case Management Coordinator) and CMAs, (Case Management Assistant) from 25 provinces (60 ODs), There were **1,293** of new HIV cases detected (new reactive cases) during this quarterly report covering period from **July to September 2023**. Among those reactive cases

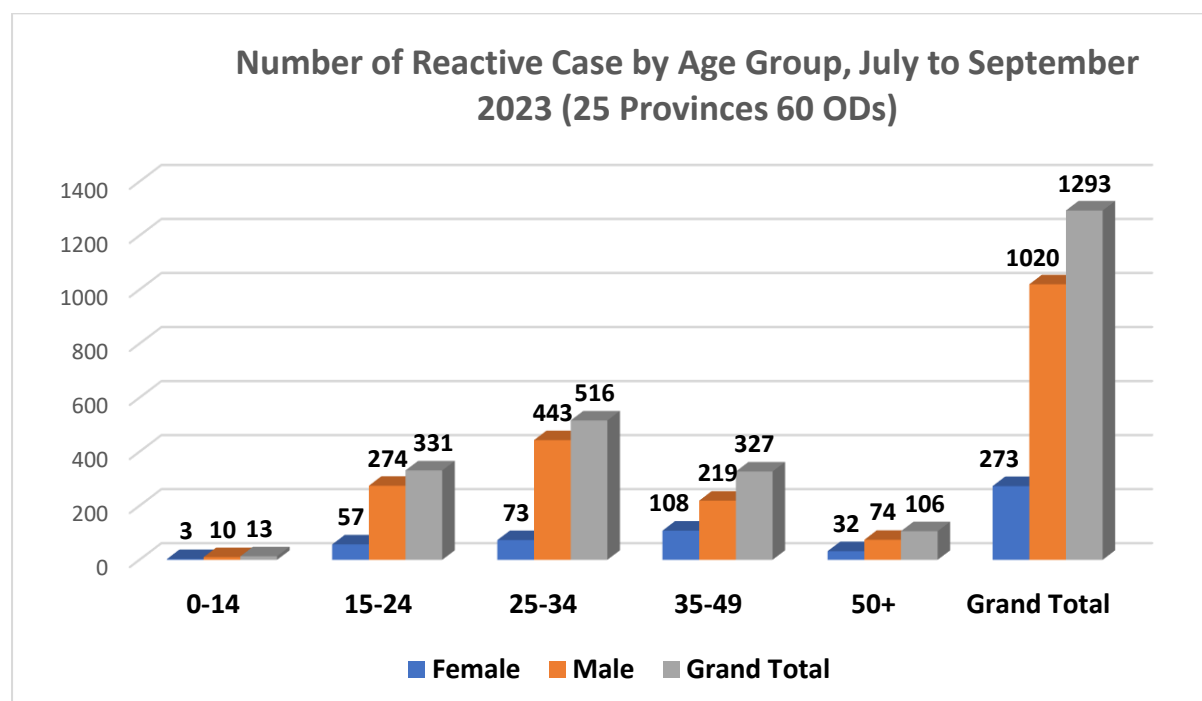
1,293, there were 1,287 (99.54%) cases have come for the confirmatory test with positive result at VCCT were 1,275 (98.61%) and there were 1,145 (97.65%) HIV patients have enrolled at ART services.



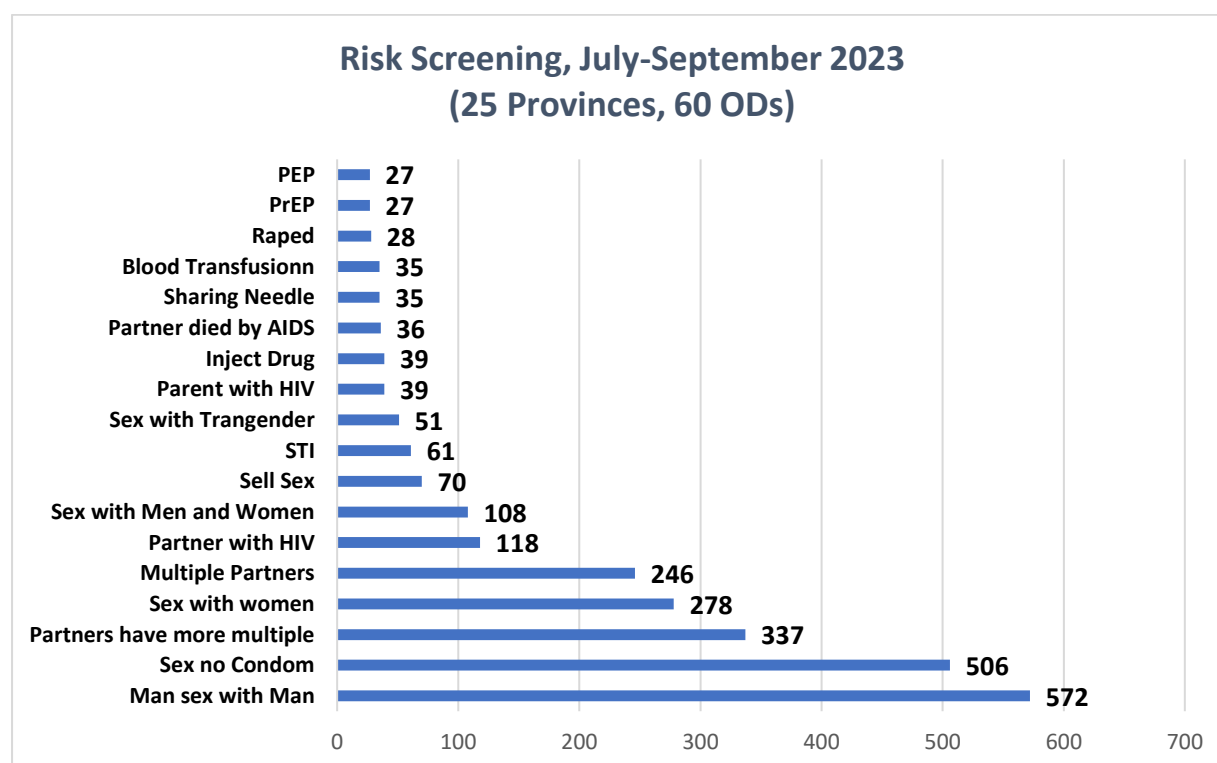
The chart below is the Reactive Cases classified by Client Type. The among of 1,293 with a reactive result, of 40% (N=515) were MSM, follow by general population is 39% (N= 509), TG: 11% (N= 142), HIV partners: 4% (N= 46), Entertainment Worker: 3% (N= 44), Pregnant Woman: 2% (N=20), TB patient: 1% (N= 8) , PWIP: 1% (N= 7) and PWUD 0% (N=2).



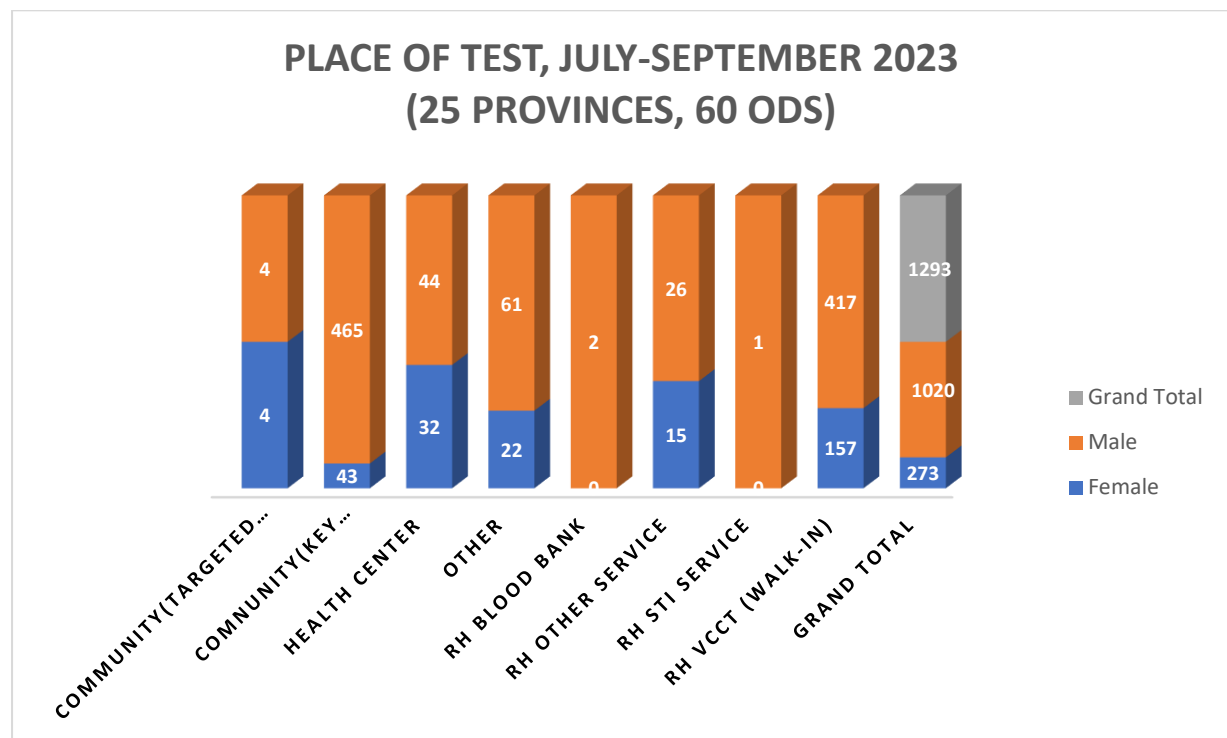
The chart below shows the number of HIV Reactive Case classified by age group , from less than <15, and 15-24, 25-34, 35-49 and 50 plus. Data from July– September 2023 in 25 provinces. (60 ODs). Among the age group, the high risk age is between 15 to 49.



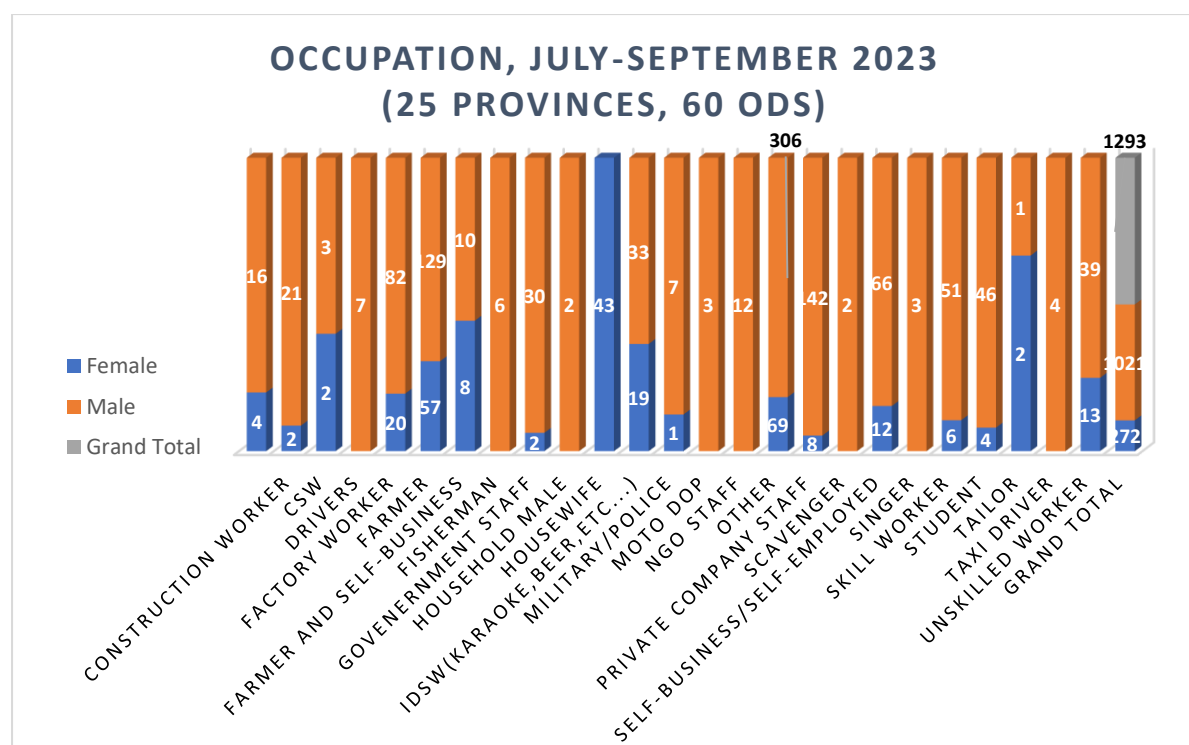
With Among the Risk Screening of reactive group, we found that clients have experienced with risk behavior was for Man who have sex with Man (MSM), followed by who sex not using condom, Partners has multiple partners, Having sex with womem, Partners with HIV, and Having experienced sex with man and women, partners have HIV, Sex with Men and Women and STIs, were among the top risks of behaviour with putting them to HIV infection.



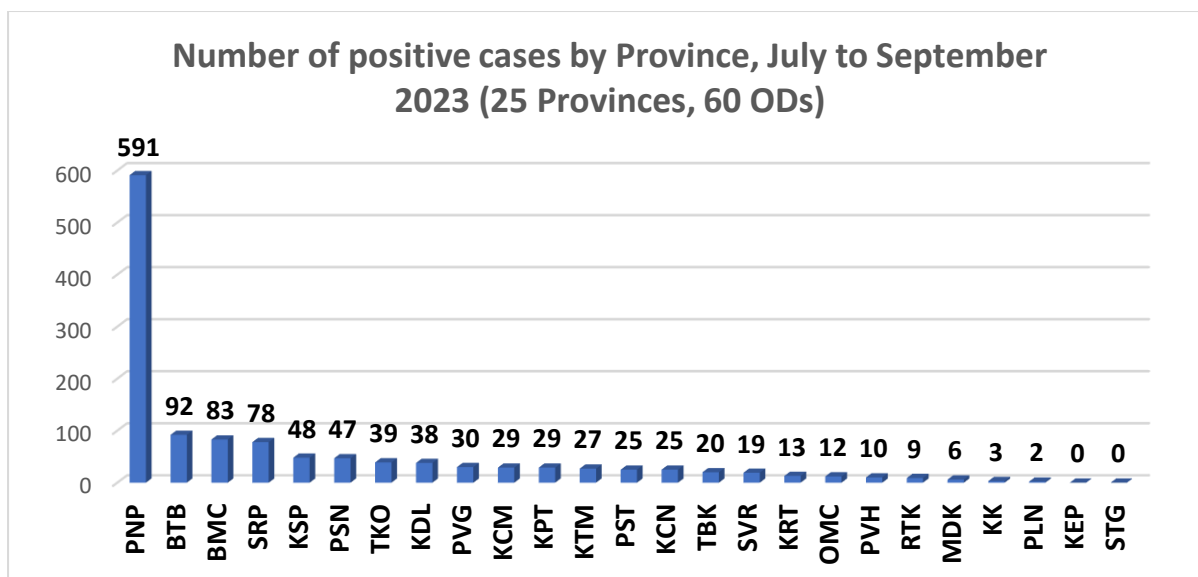
The chart below shows the place where the clients come for testing for HIV. From July– September 2023 in 25 provinces. (60 ODs).



The chart below shows the Occupation of the clients. From July– September 2023 in 25 provinces. (60 ODs).



The chart shows the number of HIV positive cases by province of among the 25 provinces, (60 ODs) from July to September 2023. Phnom Penh is the highest number of HIV positive cases, following by Battambang, Banteay Meanchey, Siem Reap, Kampong Speu, Sihanouk Ville, and Takeo, ..etc. Kep and Stung Treng has no HIV positive case in this quarter.



Workshop/Trainings:

For reviewing and sharing the progression of B-IACM implementation in 25 provinces with 60 Operational Health District. The aim of the Workshop is to review the achievements of the implementation of Boosted Integrated Active Management and reflect to the challenges and solution of B-IACM Implementation.

In this quarter, B-IACM had conducted one workshops on “**B-IACM Annual Meeting**” in the following provinces:

- 31 August – 01 September, 2023, Kampong Cham Provinve, Workshops on “**B-IACM Annual Meeting**)” The participants of Provincial AIDS and STD Program, PASP, Case Management Coordinator,CMC and Case Management Assistant, CMA with 63 Participants from 21 Provinces: Kampong Cham, Kampot, Kampong Speu, Kampong Chhnang, Kampong Thom, Kep, Kratie, Kandal, Koh Kong, Mondulkiri, Ratanakiri, Oddor Meanchey, Pailin, Preah Vihear, Prey Veng, Preah Sihanouk, Pursat, Stung Treng, Svay Rieng, Takeo, and Tbong Khmum which it has covered 47 ODs.

IV. Challenges.

Although all activities have been implemented and achieved in this quarter, some issues have hampered the implementation of this strategy, including

- The B-IACM has been scaling up covering the national wide in 25 provinces to 60 ODs, and GFATM grant for 2021-2023 did not approved for B-IACM/P4R activities which this impact for implementation B-IACM activities especially GoC meeting at ODs and provincial level for effectively coordinating and monitoring on B-IACM Implementation.
- Computers are very important for database and data entry. Some of the OD sites, the computers are old which it run slow and do not well support with new version of B-IACM Database and there are not available computers in the new sites,

Next Plan.

The B-IACM Team will be ongoing to provide technical support as indicated in the following:

- Ongoing provide technical support to selected ODs especially new sites and sites with low performance.
- Conduct the Refresher training on B-IACM database and tool.
- Provide technical support and coordination work with Group of Champion (GoC) for effectively coordinating on B-IACM Implementation and Monitoring and Coaching for ACM & CQI Interlink.

Date 10 November 2023

Seen and Approved

Checked by

Verified by

Prepared by



Assist. Prof.Ouk. Vichea
Director of NCHADS



Dr. Kim Bunna
Head of Technical Bureau



Dr. Kaeoun Chetra
Deputy Head of
Technical Bureau



Mr.KONG Udom
B-IACM National
Coordinator

National Center for HIV/AIDS,
Dermatology and STD

របាយការណ៍ប្រចាំត្រីមាស ស្តីពីការគ្រប់គ្រងករណីអេដស៍សកម្ម

Quarter:		3	Year:				2023	
Nº	Province	OD Name	Indicators					
			Number of Reactive case	Number of cases confirmed HIV positive	Number of cases Confirm HIV Negative	Number of reactive case not confirm	Number of cases enrolled at ART clinic	Number of HIV + not enroll
1	Battambang	Battambang	63	63	0	0	56	7
2		Sangke	0	0	0	0	0	0
3		Moung Russey	7	7	0	0	7	0
4		Thmor Kol	7	7	0	0	7	0
5		Sampov Loun	15	15	0	0	14	1
		Total	92	92	0	0	84	8
6	Kampong Cham	Kampong Cham	23	23	0	0	23	0
7		Choeung Prey	5	5	0	0	5	0
8		Chamka Leu	0	0	0	0	0	0
9		Srey Santhor	1	1	0	0	1	0
10		Batheay	0	0	0	0	0	0
		Total	29	29	0	0	29	0
11	Pailin	Pailin	2	2	0	0	2	0
		Total	2	2	0	0	2	0
12	Siem Reap	Siem Reap&AKC	69	65	4	0	65	0
13		South Nikom	9	9	0	0	9	0
14		Kralanh	4	4	0	0	4	0
		Total	82	78	4	0	78	0
15	Oddor Meanchey	Samrong	7	7	0	0	7	0
16		Anlong Veng	5	5	0	0	5	0
		Total	12	12	0	0	12	0
17		Chaktomok	256	253	2	1	240	13
18		Pursenchey	29	29	0	0	29	0


19	Phnom Penh	Mekong	183	179	3	1	175	4
20		Dangkork	47	47	0	0	46	1
21		Bassac	89	83	2	4	83	0
		Total	604	591	7	6	573	18
22	Banteaymeanchey	Mongkul borey	27	26	1	0	26	0
23		Poi Pet	45	45	0	0	44	1
24		Thmor Pouk	2	2	0	0	2	0
25		Preah Netr Preah	10	10	0	0	10	0
		Total	84	83	1	0	82	1
26	Pursat	Sampov Meas	17	17	0	0	17	0
27		Bakan	0	0	0	0	0	0
28		Phnom Kravanh	8	8	0	0	8	0
		Total	25	25	0	0	25	0
29	Sihanouk Ville	Sihanouk	47	47	0	0	47	0
		Total	47	47	0	0	47	0
30	Kampong Thom	Kampong Thom	18	18	0	0	18	0
31		Baray	9	9	0	0	9	0
		Total	27	27	0	0	27	0
32	Kampong Speu	Kampong Speu	37	37	0	0	37	0
33		Kong Pisey	4	4	0	0	4	0
34		Odong	7	7	0	0	7	0
		Total	48	48	0	0	48	0
35	Kampot	Kampot	18	18	0	0	18	0
36		Kampong Trach	11	11	0	0	10	1
		Total	29	29	0	0	28	1
37	Takeo	Daunkeo	28	28	0	0	28	0
38		Kirivong	3	3	0	0	3	0
39		Angrokar	5	5	0	0	5	0
40		Preykabas	3	3	0	0	3	0
		Total	39	39	0	0	39	0
41	Koh Kong	Smach Mean Chey	1	1	0	0	1	0
42		Sre Ambel	2	2	0	0	2	0
		Total	3	3	0	0	3	0
43	Kandal	Kien Svay	7	7	0	0	7	0
44		Koh Thom	2	2	0	0	2	0
45		Chey Chumneah	29	29	0	0	29	0
		Total	38	38	0	0	38	0
46		Kg Chhnang	20	20	0	0	20	0


47	Kampong Chhnang	Kg Tralach	5	5	0	0	5	0
		Total	25	25	0	0	25	0
48	Preah Vihear	Tbeng Meanchey	10	10	0	0	10	0
		Total	10	10	0	0	10	0
49	Svay Rieng	Svay Rieng	17	17	0	0	15	2
50		RomeasHek	2	2	0	0	2	0
		Total	19	19	0	0	17	2
51	Tbong Khmum	Suang	14	14	0	0	14	0
52		Memut	6	6	0	0	6	0
		Total	20	20	0	0	20	0
53	Prey Veng	Prey Veng	12	12	0	0	12	0
54		Pea Reang	5	5	0	0	5	0
55		Peam Ror	13	13	0	0	13	0
		Total	30	30	0	0	30	0
56	Kep	Kep	0	0	0	0	0	0
		Total	0	0	0	0	0	0
57	Kratie	Kratie	13	13	0	0	13	0
		Total	13	13	0	0	13	0
58	Stung Treng	Stung Treng	0	0	0	0	0	0
		Total	0	0	0	0	0	0
59	Mondulkiri	Sen Monorom	6	6	0	0	6	0
		Total	6	6	0	0	6	0
60	Ratanakiri	Ban Lung	9	9	0	0	9	0
		Total	9	9	0	0	9	0
		Total	1293	1275	12	6	1245	30
				98.61 %	0.93 %	0.46 %	97.65 %	2.35 %

Phnom Penh, 06 November, 2023

Seen and Approved by:
NCHADS Director

Assist. Prof. Ouk Vichea

Checked by:
Head of Technical Bureau

Dr. Kim Bunna

Verified by:
Deputy Head of Technical Bureau

Dr. Kaoeun Chetra

Prepared by:
B-IACM Team

Mr. LY Sokny