

បន្ទីរជាតិប្រយុទ្ធនឹងជំងឺអេដស៍ សើស្បែក និងការពេក

National Center for HIV/AIDS Dermatology and STD

របាយការណ៍ប្រចាំត្រីមាសស្តីពីការពិនិត្យ និងការផ្តល់ប្រឹក្សាសុខភាពផ្លូវចិត្តដល់អ្នកជំងឺអេដស៍

Quarterly Report on Mental Health Screening and Counseling to PLHIV

សរុបចំនួនខេត្ត-ក្រុង (Total Provinces/Cities)		4				
សរុបចំនួនសេវាព្យាបាល (Total Pre-ART/ART sites)		11				
ឆ្នាំ (Year)	2023	ត្រីមាស (Quarter)	1			
ប្រភេទ (Category)	អាយុ (Age)	ភេទ (Sex)		សរុប Total		
		ប្រុស Male	ស្រី Female			
ចំនួនអ្នកជំងឺដែលបានមកពិនិត្យនៅក្នុងត្រីមាសនេះ (Number of Patients visiting ART service during this quarter)		0 - 14	135	137	272	
		≥15	5,389	5,248	10,637	
		សរុប Total	5524	5385	10,909	
ចំនួនអ្នកជំងឺដែលបានវាយតម្លៃ តាម រង្វាស់ Kessler វាស់វែង ទុក ព្រួយ ក្នុងត្រីមាសនេះ (Number of patients who evaluated by Kessler Psychological Distress Scale during this quarter)	ចំនួនអ្នកជំងឺដែលសុខភាពផ្លូវចិត្តល្អ (Number of patients likely to be well) (ពិន្ទុ Score <20)		0 - 14	0	0	0
			≥15	917	907	1,824
			សរុប Total	917	907	1,824
	ចំនួនអ្នកជំងឺដែលសុខភាពផ្លូវចិត្តមានកម្រិតទុក្ខព្រួយតិចតួច (Number of patients has Mild level of distress) (ពិន្ទុ Score 20-24)		0 - 14	0	0	0
			≥15	5	1	6
			សរុប Total	5	1	6
	ចំនួនអ្នកជំងឺដែលសុខភាពផ្លូវចិត្តមានកម្រិតទុក្ខព្រួយមធ្យម (Number of patients has Moderate level of distress) (ពិន្ទុ Score 25-29)		0 - 14	0	0	0
			≥15	0	0	0
			សរុប Total	0	0	0
	ចំនួនអ្នកជំងឺដែលសុខភាពផ្លូវចិត្តមានកម្រិតទុក្ខព្រួយធ្ងន់ធ្ងរ (Number of patients has Severe level of distress) (ពិន្ទុ Score >30)		0 - 14	0	0	0
			≥15	0	0	0
			សរុប Total	0	0	0
ចំនួនអ្នកជំងឺដែលបានទទួលសេវាគាំទ្រសុខភាពផ្លូវចិត្ត និងចិត្តសាស្ត្រ តាមរយៈអ្នកផ្តល់ប្រឹក្សា ក្នុង ត្រីមាសនេះ (Number of Patients who received mental health and psychosocial support services by Counselors during this quarter)		0 - 14	0	0	0	
		≥15	922	908	1,830	
		សរុប Total	922	908	1,830	
ចំនួនអ្នកជំងឺដែលបានបញ្ជូនទៅទទួលសេវាគាំទ្រសុខភាពផ្លូវចិត្ត និងចិត្តសាស្ត្រក្នុងត្រីមាសនេះ (Number of Patients transferred for mental health and psychosocial support services during this quarter)		0 - 14	0	0	0	
		≥15	0	0	0	
		សរុប Total	0	0	0	

Phnom Penh, 24 April 2023

Seen and Approved

NCHADS Director

Dr. Ouk Vichea

Phnom Penh, 24 April 2023

Checked by

Deputy Director

Dr. Samreth Sovannarith

Phnom Penh, 24 April 2023

Prepared by

Data Management Officer

Mr. Chea Chamnan

Head of Technical Bureau


Dr. Kim Bunna


Quarterly Report on Mental Health Screening and Counseling, Quarter 1-2023


Provinces and Cities ART Services	Number of Patients visiting ART service during this Quarter					Number of Patients who evaluated by Kessler Psychological Distress Scale during this quarter															Number of Patients who received mental health and psychosocial support services by Counselors during this quarter					Number of Patients transferred for mental health and psychosocial support services during this quarter																	
						Number of patients likely to be well					Number of patients has Mild level of distress					Number of patients has Moderate level of distress															Number of patients has Severe level of distress												
	0 - 14		> 14		Total	0 - 14		> 14		Total	0 - 14		> 14		Total	0 - 14		> 14		Total	0 - 14		> 14		Total	0 - 14		> 14		Total													
	B	G	M	F		B	G	M	F		B	G	M	F		B	G	M	F		B	G	M	F		B	G	M	F		B	G	M	F	Total								
1 Banteay Meanchey																																											
1 Poipet RH	0	0	18	31	49	0	0	18	30	48	0	0	0	1	1	0	0	0	0	0	0	0	0	0	0	0	0	0	0	0	0	0	0	0	18	31	49	0	0	0	0	0	0
2 Preah Netr Preah RH	0	0	45	40	85	0	0	45	40	85	0	0	3	0	3	0	0	0	0	0	0	0	0	0	0	0	0	0	0	0	0	0	0	0	48	40	88	0	0	0	0	0	0
2 Battambang																																											
3 Moung Russei RH	7	5	376	400	788	0	0	0	0	0	0	0	0	0	0	0	0	0	0	0	0	0	0	0	0	0	0	0	0	0	0	0	0	0	0	0	0	0	0	0	0	0	0
4 Battambang PH	79	79	1679	1534	3,371	0	0	0	0	0	0	0	0	0	0	0	0	0	0	0	0	0	0	0	0	0	0	0	0	0	0	0	0	0	0	0	0	0	0	0	0	0	0
5 Sampov Loun RH	14	15	340	448	817	0	0	0	0	0	0	0	0	0	0	0	0	0	0	0	0	0	0	0	0	0	0	0	0	0	0	0	0	0	0	0	0	0	0	0	0	0	0
6 Roka RH	32	33	204	280	549	0	0	0	0	0	0	0	0	0	0	0	0	0	0	0	0	0	0	0	0	0	0	0	0	0	0	0	0	0	0	0	0	0	0	0	0	0	0
7 Thma Kou	0	0	405	427	832	0	0	0	0	0	0	0	0	0	0	0	0	0	0	0	0	0	0	0	0	0	0	0	0	0	0	0	0	0	0	0	0	0	0	0	0	0	0
3 Siem Reap																																											
8 Siem Reap PH	0	0	1864	1566	3,430	0	0	705	604	1,309	0	0	2	0	2	0	0	0	0	0	0	0	0	0	0	0	0	0	0	0	0	707	604	1311	0	0	0	0	0	0			
9 Sotr Nikum RH	0	0	230	266	496	0	0	66	154	220	0	0	0	0	0	0	0	0	0	0	0	0	0	0	0	0	0	0	0	0	0	66	154	220	0	0	0	0	0	0			
10 Kralanh RH	0	0	115	113	228	0	0	83	79	162	0	0	0	0	0	0	0	0	0	0	0	0	0	0	0	0	0	0	0	0	0	83	79	162	0	0	0	0	0	0			
4 Pailin																																											
11 Pailin PH	3	5	113	143	264	0	0	0	0	0	0	0	0	0	0	0	0	0	0	0	0	0	0	0	0	0	0	0	0	0	0	0	0	0	0	0	0	0	0	0	0	0	0
TOTAL	135	137	5,389	5,248	10,909	0	0	917	907	1,824	0	0	5	1	6	0	0	0	0	0	0	0	0	0	0	0	0	0	0	0	0	922	908	1,830	0	0	0	0	0	0			

Phnom Penh, 24 April 2023
Seen and Approved
NCHADS Director

Dr. Ouk Vichea

Phnom Penh, 24 April 2023
Deputy Director

Dr. Samreth Sovannarith

Phnom Penh, 24 April 2023
Checked by
Head of Technical Bureau

Dr. Kim Bunna

Phnom Penh, 24 April 2023
Prepare by
Data Management Officer

Mr. Chea Chamnan