



National Center for HIV/AIDS, Dermatology and STDs (NCHADS)

**របាយការណ៍ប្រចាំត្រីមាស
ស្តីពីការគ្រប់គ្រងករណីអេដស៍សកម្ម
ប្រចាំត្រីមាសទី ១ ឆ្នាំ ២០២៣**

**B-IACM Quarterly Report,
Q1, 2023**

I. Introduction:

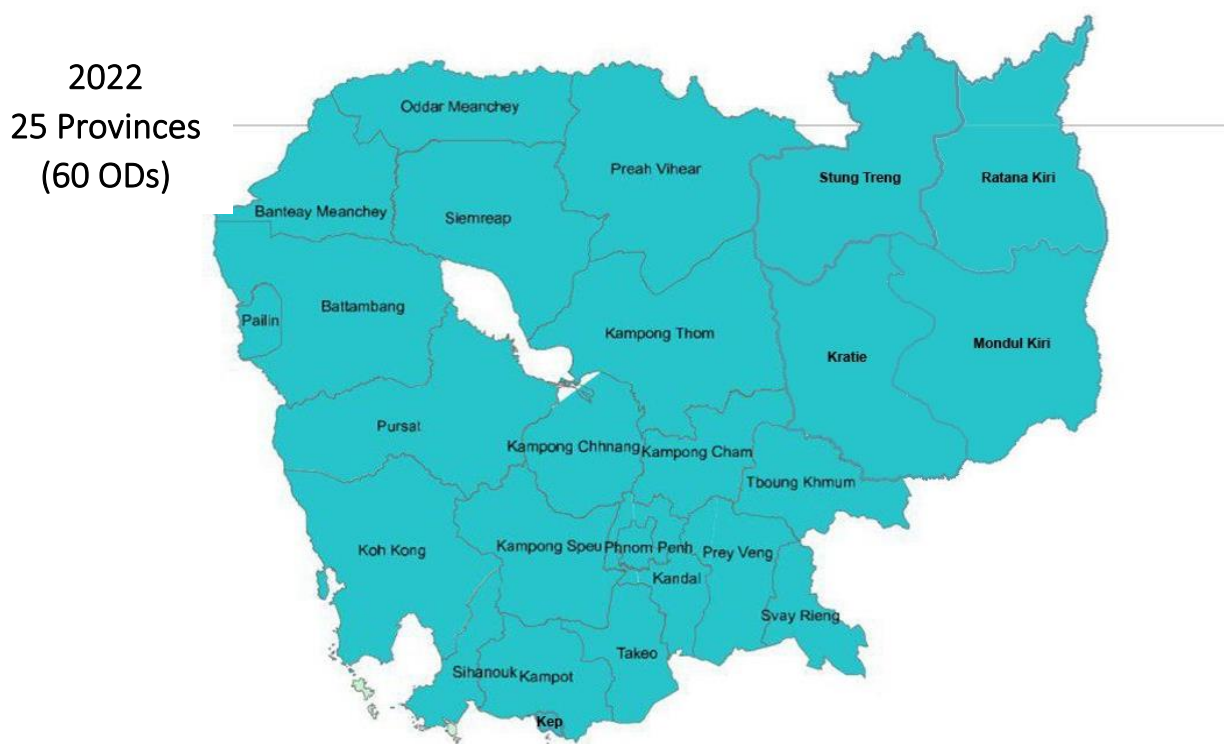
Boosted Integrated Active Case Management, (B-IACM) has been a cornerstone strategy for the national HIV program. With the objective of B-IACM to leverage existing strategies and approaches for case detection, immediate ART enrolment and retention in HIV care to achieve the global 95-95-95 targets by 2025.

B-IACM was initiated in 2014 in Siem Reap and Battambang provinces and scaled up to 25 provinces (60 operational districts) by June, 2022.

The Group of Champion (GoC), has play very important role in coordinating and networking for implementation of Boosted Integrated Active Case Management. (B-IACM) As the member of GoC, the Case Management Coordinator (CMC) and Case Management Assistant (CMA), have actively work in routine for collecting data and record in database.

II. B-IACM Coverage.

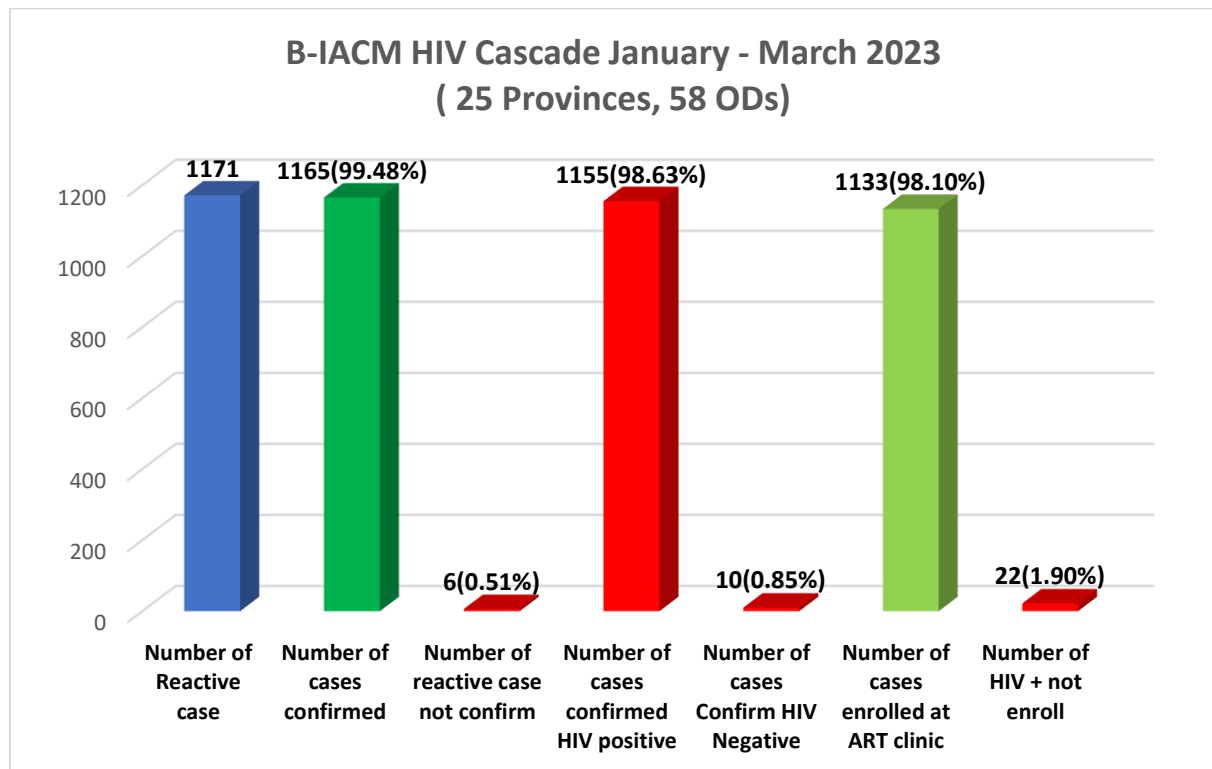
The B-IACM coverage is in 25 provinces (60 ODs)



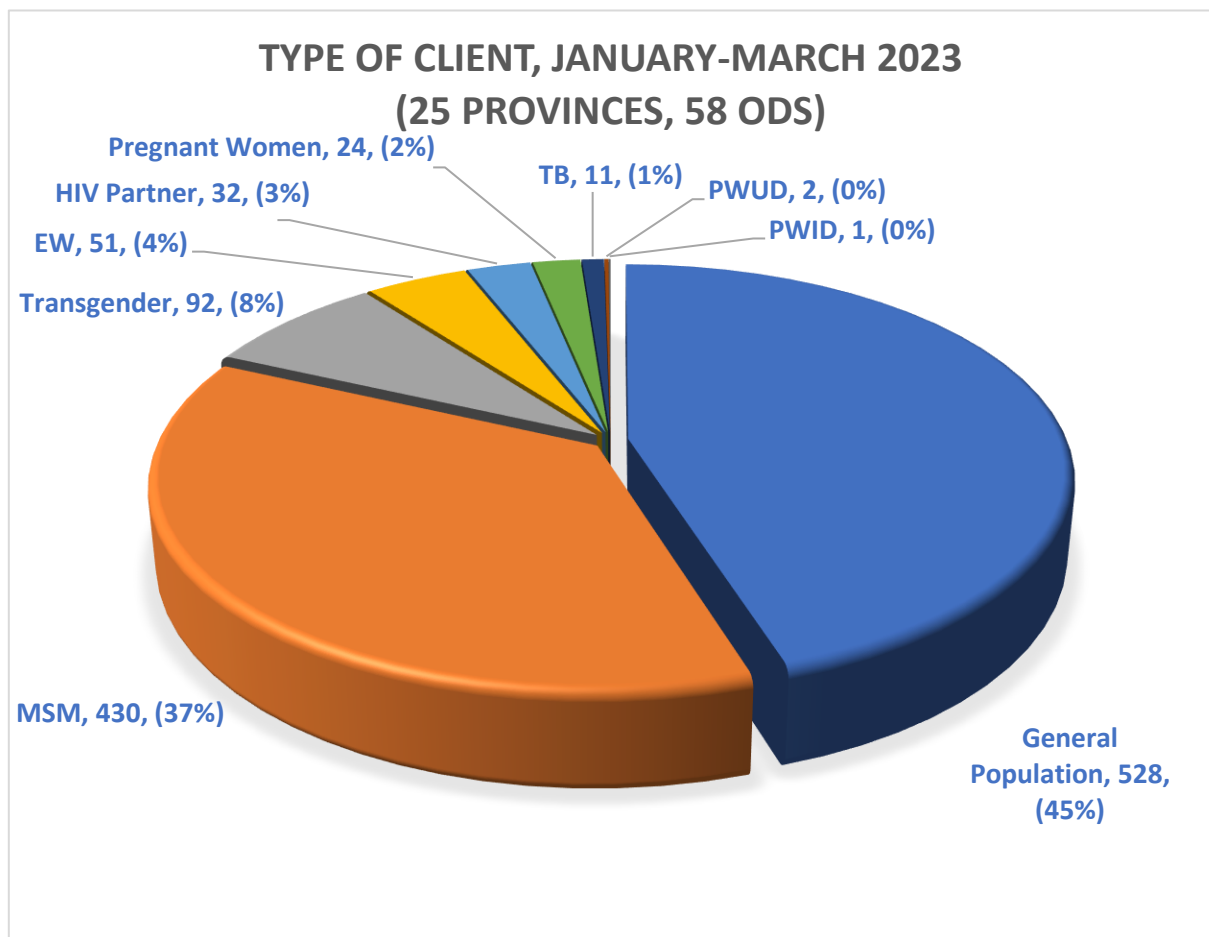
III. Program Achievement.

The B-IACM HIV cascade of quarter 1 from January to March, 2023. Based on data send by CMCs, (Case Management Coordinator) and CMAs, (Case Management Assistant) from 25 provinces (58 ODs), There were **1171** of new HIV cases detected (new reactive cases) during this quarterly report covering period from **January to March, 2023**. Among those reactive cases

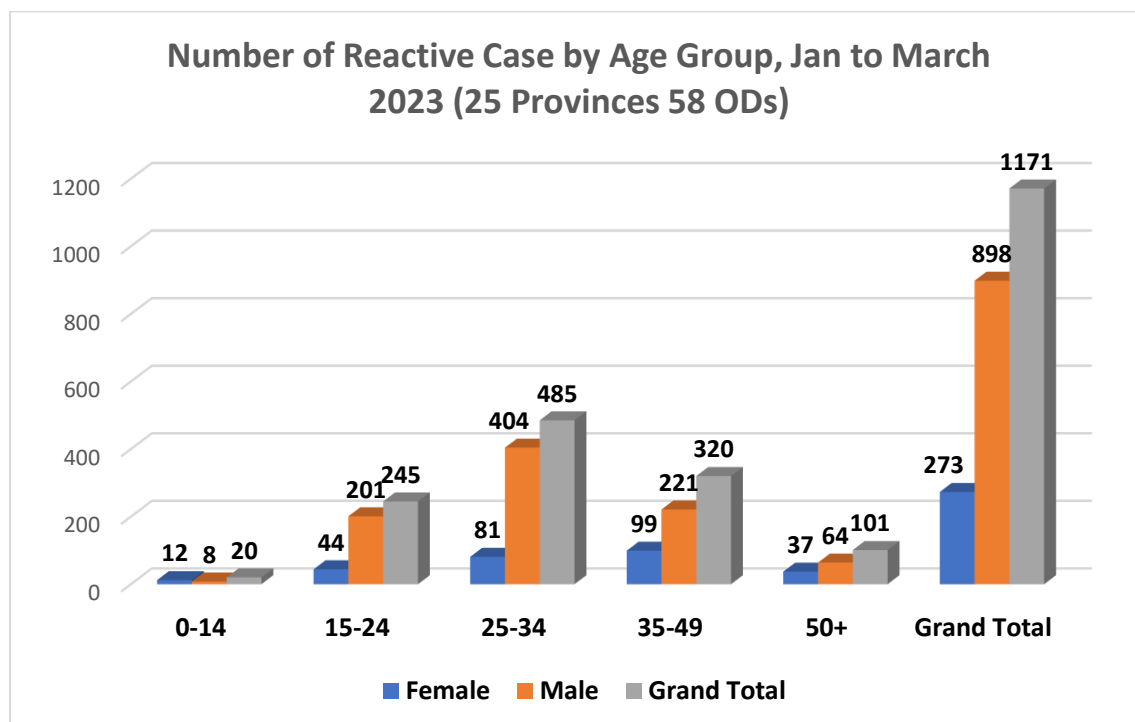
1171, there were 1165 (99.48%) cases have come for the confirmatory test with positive result at VCCT were 1155 (98.63%) and there were 1133 (98.10%) HIV patients enrolled at ART services.



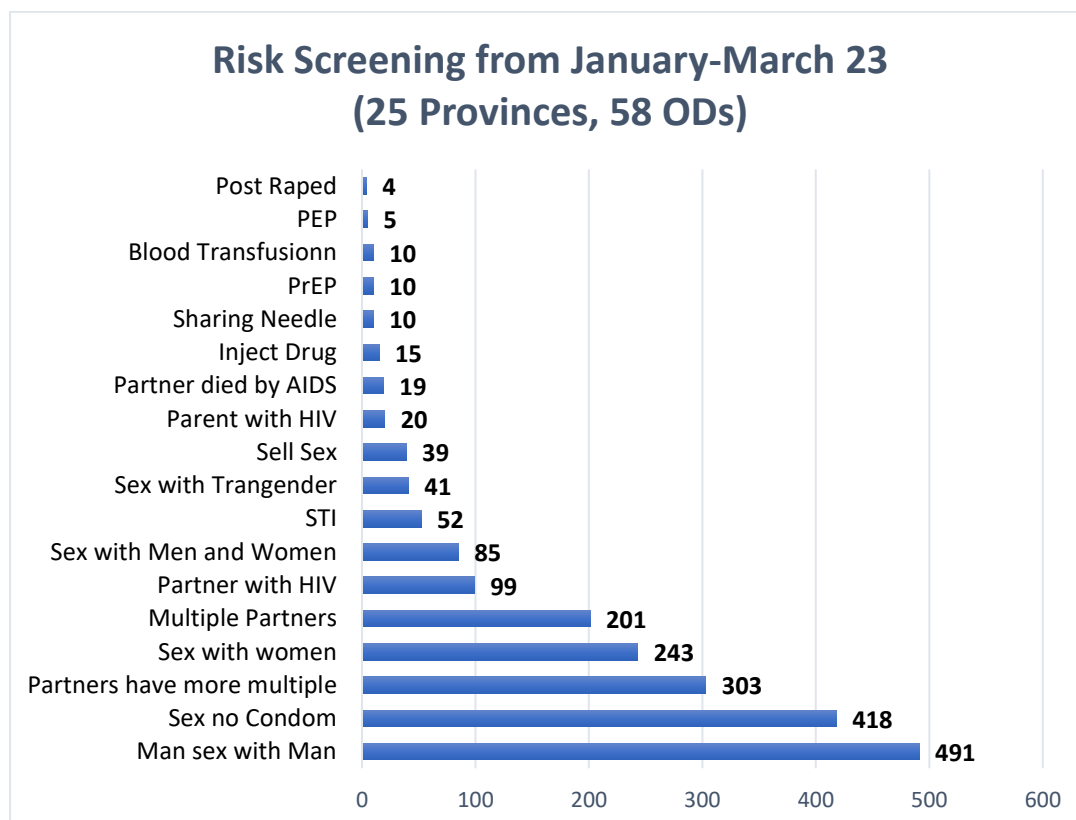
The chart below is the Reactive Cases classified by Client Type. The among of 1171 with a reactive result, of 45% (N= 528) were a general population, follow by MSM is 37% (N= 430) followed by TG: 8% (N= 92), Entertainment Worker: 4% (N= 51), HIV partners: 3% (N= 32), Pregnant Woman: 2% (N=24), TB patient: 1% (N= 11) and PWUP: 0% (N= 2).



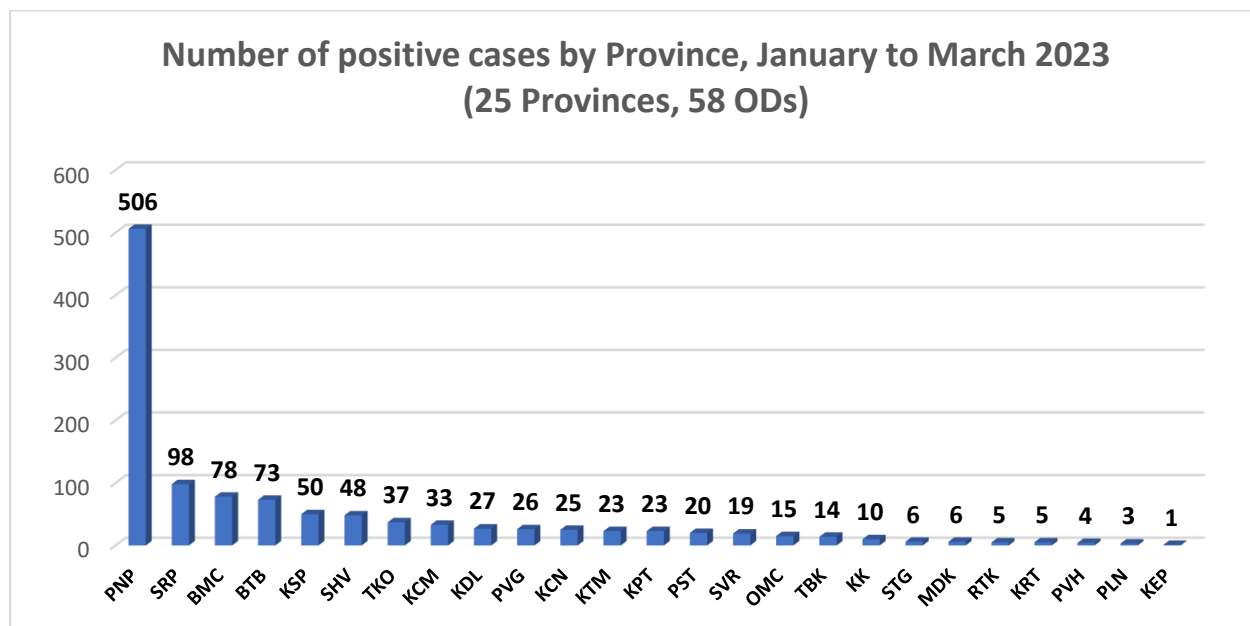
The chart below shows the number of HIV Reactive Case classified by age group , from less than <15, and 15-24, 25-34, 35-49 and 50 plus. Data from January – March 2023 in 25 provinces. (58 ODs).



With Among the Risk Screening of reactive group, we found that clients have experienced with risk behavior for man who have sex with man (MSM), Those who sex not using condom, Mobile partners and Their partner have more multiple partners, Experienced sex with man and women, partners have HIV and STIs, were among the top risk of risk behavior behaviour with put them to HIV infection.



The chart shows the number of HIV positive case among the 25 provinces,(58 ODs) from January to March 2023. Phnom Penh is the highest number of HIV positive cases, following by Siem Reap, Battambang, Banteay Meanchey, Sihanouk Ville, Kampong Speu and Kampong Cham, ..etc. and Kep has one HIV positive case in this quarter.



Workshop/Trainings:

In this quarter, B-IACM had conducted 01 workshop and 03 trainings on “Point-of-care for HIV viral load for pregnant and breastfeeding women and exposed infants using GeneXpert ” for 15 referral hospitaps in the following provinces:

Workshop

- 27 January 2023, Sunway Hotel, “POC project launch and project consultation workshop to provide overview to the POC project and discussion on project work” for senior hospital staff from 15 Referral Hospitals for participants of Hospital Director, Head of ART, Head of Maternity and Head of Lab from Tbong Khmum, Stung Treng, Ratanakiri, Siem Reap, Banteay Meanchey, Pailin, Battambang, Takeo, Kampot, Kampong Speu, Kampong Cham and Preah Sihanouk.

Trainings:

- 06-07, February, 2023, Kampong Cham. Trainings on “Point-of-care for HIV viral load for pregnant and breastfeeding women and exposed infants using GeneXpert”. The participants of PASP, ART Clinician, ART Blood Collector TB Lab Staff, and Maternity Staff from Tbong Khmum, Stung Treng, Ratanakiri, Siem Reap.

- 09-10, February, 2023, Kampot. Trainings on “Point-of-care for HIV viral load for pregnant and breastfeeding women and exposed infants using GeneXpert”. The participants of PASP, ART Clinician, ART Blood Collector TB Lab Staff, and Maternity Staff from Takeo, Kampot, Kampong Speu, Kampong Cham and Preah Sihanouk

- 23-24, February, 2023, .Trainings on “Point-of-care for HIV viral load for pregnant and breastfeeding women and exposed infants using GeneXpert”. The participants of PASP, ART Clinician, ART Blood Collector TB Lab Staff, and Maternity Staff from Battambang. Banteay Meanchey, and Pailin.

IV. Challenges.

Although all activities have been implemented and achieved in this quarter, some issues have hampered the implementation of this strategy, including

- The B-IACM has been scaling up covering the national wide in 25 provinces to 60 ODs, but GFATM grant 2021-2023 did not approved for B-IACM/P4R activities which this impact for implementation B-IACM activities especially GoC meeting at ODs and provincial level for effectively coordinating and monitoring on B-IACM Implementation.
- Computers are very important for database and data entry. Some of the OD sites, the computers are old which it run slow and do not well support with new version of B-IACM Database and there are not available computers in the new sites,

Next Plan.

The B-IACM Team will be ongoing to provide technical support as indicated in the following:

- Ongoing provide technical support to selected ODs especially new sites and sites with low performance.
- Provide technical support and coordination work with Group of Champion (GoC) for effectively coordinating on B-IACM Implementation and Monitoring and Coaching for ACM & CQI Interlink.
- Conduct the Refresher training on B-IACM database and tool .
- Conduct B-IACM annual network meeting

Date 09 May 2023

Seen and Approved

Checked by

Verified by

Prepared by


Dr. Ouk Vichea


Dr. Kim Bunna


Dr. Kaeoun Chetra


Mr.KONG Udom

Director of NCHADS

Head of Technical Bureau

Deputy Head Technical of Bureau

B-IACM National Coordinator

National Center for HIV/AIDS,
Dermatology and STD

របាយការណ៍ប្រចាំត្រីមាស ស្តីពីការគ្រប់គ្រងករណីអេដស៍សកម្ម

Quarter:		1	Year:				2023	
Nº	Province	OD Name	Indicators					
			Number of Reactive case	Number of cases confirmed HIV positive	Number of cases Confirm HIV Negative	Number of reactive case not confirm	Number of cases enrolled at ART clinic	Number of HIV + not enroll
1	Battambang	Battambang	51	47	3	1	37	10
2		Sangke	3	3	0	0	3	0
3		Moung Russey	7	7	0	0	7	0
4		Thmor Kol	8	8	0	0	8	0
5		Sampov Loun	8	8	0	0	8	0
		Total	77	73	3	1	63	10
6	Kampong Cham	Kampong Cham	22	22	0	0	22	0
7		Choeung Prey	3	3	0	0	3	0
8		Chamka Leu	3	3	0	0	3	0
9		Srey Santhor	4	4	0	0	4	0
10		Batheay	1	1	0	0	1	0
		Total	33	33	0	0	33	0
11	Pailin	Pailin	3	3	0	0	3	0
	Total	3	3	0	0	3	0	
12	Siem Reap	Siem Reap&AKC	84	81	2	1	80	1
13		South Nikom	12	12	0	0	12	0
14		Kralanh	5	5	0	0	5	0
		Total	101	98	2	1	97	1
15	Oddor Meanchey	Samrong	10	10	0	0	10	0
16		Anlong Veng	5	5	0	0	5	0
		Total	15	15	0	0	15	0

17	Phnom Penh	Chaktomok	241	237	2	2	236	1
18		Pursenchey	44	44	0	0	44	0
19		Mekong	135	132	2	1	132	0
20		Dangkor	33	33	0	0	33	0
21		Bassac	60	60	0	0	60	0
		Total	513	506	4	3	505	1
22	Banteaymeanchey	Mongkul borey	33	33	0	0	33	0
23		Poi Pet	28	28	0	0	27	1
24		Thmor Pouk	5	5	0	0	5	0
25		Phrehnet Phreah	12	12	0	0	12	0
		Total	78	78	0	0	77	1
26	Pursat	Sampov Meas	21	20	1	0	20	0
		Total	21	20	1	0	20	0
27	Sihanouk Ville	Sihanouk	48	48	0	0	48	0
		Total	48	48	0	0	48	0
28	Kampong Thom	Kampong Thom	17	17	0	0	17	0
29		Baray	6	6	0	0	6	0
		Total	23	23	0	0	23	0
30	Kampong Speu	Kampong Speu	38	38	0	0	38	0
31		Kong Pisey	7	7	0	0	4	3
32		Odong	5	5	0	0	4	1
		Total	50	50	0	0	46	4
33	Kampot	Kampot	21	21	0	0	21	0
34		Kampong Trach	2	2	0	0	2	0
		Total	23	23	0	0	23	0
35	Takeo	Daunkeo	14	14	0	0	14	0
36		Kirivong	9	9	0	0	9	0
37		Angrokar	7	7	0	0	7	0
38		Preykabas	7	7	0	0	7	0
		Total	37	37	0	0	37	0
39	Koh Kong	Smach Mean Chey	10	10	0	0	8	2
40		Sre Ambel	0	0	0	0	0	0
		Total	10	10	0	0	8	2
41	Kandal	Kien Svay	4	4	0	0	4	0
42		Koh Thom	2	2	0	0	2	0
43		Chey Chumneah	21	21	0	0	21	0
		Total	27	27	0	0	27	0

44	Kampong Chhnang	Kg Chhnang	21	21	0	0	21	0
45		Kg Tralach	4	4	0	0	4	0
		Total	25	25	0	0	25	0
46	Preah Vihear	Tbeng Meanchey	5	4	0	1	4	0
		Total	5	4	0	1	4	0
47	Svay Rieng	Svay Rieng	17	17	0	0	14	3
48		RomeasHek	2	2	0	0	2	0
		Total	19	19	0	0	16	3
49	Tbong Khmum	Suang	13	13	0	0	13	0
50		Memut	1	1	0	0	1	0
		Total	14	14	0	0	14	0
51	Prey Veng	Prey Veng	10	10	0	0	10	0
52		Pea Reang	4	4	0	0	4	0
53		Peam Ror	12	12	0	0	12	0
		Total	26	26	0	0	26	0
54	Kep	Kep	1	1	0	0	1	0
		Total	1	1	0	0	1	0
55	Kratie	Kratie	5	5	0	0	5	0
		Total	5	5	0	0	5	0
56	Stung Treng	Stung Treng	6	6	0	0	6	0
		Total	6	6	0	0	6	0
57	Mondulkiri	Sen Monorom	6	6	0	0	6	0
		Total	6	6	0	0	6	0
58	Ratanakiri	Ban Lung	5	5	0	0	5	0
		Total	5	5	0	0	5	0
		Total	1171	1155	10	6	1133	22
				98.63 %	0.85 %	0.51 %	98.10 %	1.90 %

Phnom Penh 05 May, 2023

Seen and Approved by:
NCHADS Director

Dr. Ouk Vichea

Checked by:
Head of Technical Bureau



Dr. Kim Bunna

Verified by:
Deputy Head of Technical Bureau



Dr. Kaoeun Chetra

Prepared by:
B-IACM Team



Mr. LY Sokny