

Quarterly Report on HIV/AIDS and HCV-HIV Co-Infection

សរុបចំនួនខេត្ត-ក្រុង (Total Provinces/Cities)		25				
សរុបចំនួនសេវាព្យាបាល (Total Pre-ART/ART sites)		73				
ឆ្នាំ (Year) 2023		ត្រីមាសទី (Quarter)		1		
ប្រភេទ (Category)		អាយុ (Age)	ភេទ (Sex)		សរុប Total	
			ប្រុស Male	ស្រី Female		
ចំនួនអ្នកជំងឺសកម្មទាំងអស់ ទទួលបានការព្យាបាលរហូត ដល់ចុងត្រីមាសមុន (Number of All active patients at the end of preceding quarter)	អ្នកជំងឺសកម្ម Pre-ART ទាំងអស់ (Active Pre-ART)	0 - 14	0	1	1	
		>14	14	4	18	
	អ្នកជំងឺសកម្ម ART ទាំងអស់ (Active-ART)	0 - 14	733	758	1,491	
		>14	32,261	31,184	63,445	
សរុប Total			33,008	31,947	64,955	
ចំនួនអ្នកជំងឺថ្មីដែលបានចុះឈ្មោះទទួលបានការព្យាបាលក្នុងត្រីមាសនេះ (Number of New patients registered during this quarter)		0 - 14	11	13	24	
		>14	944	290	1,234	
		សរុប Total	955	303	1,258	
ចំនួនអ្នកជំងឺ Pre-ART ដែលបានធ្វើតេស្តរកមេរោគសារឡើងវិញ ក្នុងត្រីមាសនេះ (Number of Pre-ART patients Re-Tested for HIV during this quarter)		0 - 14	3	1	4	
		>14	521	122	643	
		សរុប Total	524	123	647	
ចំនួនអ្នកជំងឺដែលបោះបង់ សេវា ហើយត្រឡប់មកវិញក្នុងត្រី មាសនេះ (Number of Lost to Follow Up patients who return in this quarter)	អ្នកជំងឺ Pre-ART (Pre-ART patients)	0 - 14	0	0	0	
		>14	3	3	6	
	អ្នកជំងឺ ART (ART patients)	0 - 14	5	3	8	
		>14	119	116	235	
សរុប Total			127	122	249	
ចំនួនអ្នកជំងឺដែលចាប់ផ្តើមព្យាបាលដោយឱសថ ARV នៅក្នុងត្រីមាសនេះ (Number of patients newly started ART during this quarter)		0 - 14	11	12	23	
		>14	937	287	1,224	
		សរុប Total	948	299	1,247	
ចំនួនអ្នកជំងឺដែលបានបញ្ជូនចូល នៅក្នុងត្រីមាសនេះ (Number of Patients transferred in during this quarter)		0 - 14	3	0	3	
		>14	206	151	357	
		សរុប Total	209	151	360	
ចំនួនអ្នកជំងឺដែលចាកចេញពី ការព្យាបាល ក្នុងត្រីមាសនេះ (Number of patients who left Care during quarter)	លទ្ធផលតេស្តសារឡើងវិញ អវិជ្ជមាន (HIV Re-Tested Negative)		0 - 14	0	0	0
			>14	0	0	0
	បញ្ជូនចេញ (Transferred Out)		0 - 14	78	60	138
			>14	146	87	233
	លះបង់ការព្យាបាល (Lost to Follow Up)	អ្នកជំងឺ Pre-ART (Pre-ART patients)	0 - 14	0	1	1
			>14	6	0	6
		អ្នកជំងឺ ART (ART patients)	0 - 14	7	3	10
			>14	351	199	550
	ស្លាប់ (Died)	អ្នកជំងឺ Pre-ART (Pre-ART patients)	0 - 14	0	1	1
			>14	4	2	6
អ្នកជំងឺ ART (ART patients)		0 - 14	1	5	6	
		>14	129	94	223	
សរុបអ្នកជំងឺដែលចាកចេញពីការព្យាបាលទាំងអស់			722	452	1174	

ចំនួនអ្នកជំងឺសកម្មទាំងអស់ ដែលកំពុងទទួលបានការ ព្យាបាលរហូតដល់ចុង ត្រីមាសនេះ (Number of All active patients at the end of this quarter)	អ្នកជំងឺសកម្ម Pre-ART ទាំងអស់ (Active Pre-ART)	0 - 14	0	0	0
		>14	13	7	20
	អ្នកជំងឺសកម្ម ART ទាំងអស់ (Active ART)	0 - 14	666	705	1,371
		>14	32,898	31,359	64,257
សរុប Total			33,577	32,071	65,648

G

ចំនួនអ្នកជំងឺទាំងអស់ដែលទទួលបានការអប់រំអំពីការបង្ការជាវិជ្ជមាន ក្នុងត្រីមាសនេះ (Number of patients receiving education on positive prevention during this quarter)	0 - 14	1	0	1
	>14	27,416	25,576	52,992

ចំនួនអ្នកជំងឺដែលបានពិនិត្យសុខភាពរករោគសញ្ញាជំងឺរបេង ក្នុងត្រីមាសនេះ (Number of patients who have been screened for TB Symptom during this quarter)	0 - 14	មាន (+)	1	1	2
		គ្មាន (-)	366	385	751
	>14	មាន (+)	49	37	86
		គ្មាន (-)	26,934	25,463	52,397

ចំនួនអ្នកជំងឺដែលបានចាប់ផ្តើមព្យាបាលបង្ការដោយ TPT (Started TPT) ក្នុងត្រីមាសនេះ (Total Number of Patients who started IPT during this quarter)	0 - 14	11	16	27
	>14	925	579	1,504

ចំនួនអ្នកជំងឺដែលបានធ្វើរោគវិនិច្ឆ័យថា មានកើតរបេង ក្នុងត្រីមាសនេះ (Number of active patients who diagnosed TB (BK+/-, EP) during this quarter)	0 - 14	5	0	5
	>14	107	55	162

ចំនួនអ្នកជំងឺដែលបានចាប់ផ្តើមព្យាបាលជំងឺរបេង ក្នុងត្រីមាសនេះ (Number of active patients who started TB Treatment during this quarter)	0 - 14	3	0	3
	>14	43	12	55

ចំនួនអ្នកជំងឺរបេង-អេដស៍ ដែលបានចាប់ផ្តើមព្យាបាលដោយ Cotrimoxazole (CPT) នៅក្នុង ត្រីមាសនេះ (Number of TB-HIV patients who Started Cotrimoxazole during this quarter)	0 - 14	7	9	16
	>14	956	395	1,351

ចំនួនស្ត្រីកំពុងព្យាបាល មានផ្ទៃពោះ ក្នុងត្រីមាសនេះ (Number of women on Care got pregnant during this quarter.)	មានផ្ទៃពោះ មុនមកទទួលបានការព្យាបាល	14	14
	កំពុងទទួលបានការព្យាបាល មានផ្ទៃពោះ	95	95

ចំនួនស្ត្រីមានផ្ទៃពោះ ដែលបានរាយការណ៍ថា (Number of pregnan women reported)	រលូតិ (Spontaneous abortion)	1	1
	រំលូតិ (Induced abortion)	2	2

ប្រភេទ (Category)	អាយុ (Age)	ភេទ (Sex)		សរុប Total	
		ប្រុស Male	ស្រី Female		
ចំនួនអ្នកជំងឺដែលបានធ្វើ Anti-HCV Test ក្នុងត្រីមាសនេះ (Number of Patients tested for Anti-HCV during this quarter)	វិជ្ជមាន (Positive)	0 - 14	0	0	0
		> 14	10	1	11
	អវិជ្ជមាន (Negative)	0 - 14	0	0	0
		> 14	435	132	567
ចំនួនអ្នកជំងឺដែលបានធ្វើ HCV Viral Load (Baseline) ក្នុងត្រីមាសនេះ (Number of Patients tested for HCV Viral Load during this quarter)	មានលទ្ធផល Undetectable	0 - 14	0	0	0
		> 14	11	4	15
	មានលទ្ធផល Detectable	0 - 14	0	0	0
		> 14	5	3	8
	រង់ចាំលទ្ធផល	0 - 14	0	0	0
		> 14	3	0	3
សរុប		19	7	26	
ចំនួនអ្នកជំងឺដែលបានចាប់ផ្តើមទទួលការព្យាបាល HCV ក្នុងត្រីមាសនេះ (Number of Patients Start HCV Treatment during this quarter)	ចាប់ផ្តើមព្យាបាលថ្មី	0 - 14	0	0	0
		> 14	10	2	12
	ចាប់ផ្តើមព្យាបាលបន្ទាប់ពីហាជីយ	0 - 14	0	0	0
		> 14	0	0	0
ចំនួនអ្នកជំងឺដែលបានបញ្ចប់ការព្យាបាល HCV ក្នុងត្រីមាសនេះ (Number of Patients Completed HCV Treatment during this quarter)	0 - 14	0	0	0	
	> 14	10	10	20	
ចំនួនអ្នកជំងឺដែលបានធ្វើ HCV Viral Load ក្រោយពេលបញ្ចប់ការព្យាបាល ១២សប្តាហ៍ (SVR-12) (Number of patient tested for HCV Viral Load after 12 weeks of completed treatment)	មានលទ្ធផល Undetectable	0 - 14	0	0	0
		> 14	0	0	0
	មានលទ្ធផល Detectable	0 - 14	0	0	0
		> 14	0	0	0
	រង់ចាំលទ្ធផល	0 - 14	0	0	0
		> 14	8	10	18
សរុប		8	10	18	

Phnom Penh, 05 May 2023

Seen and Approved
NCHADS Director



Dr. Ouk Vichea

Phnom Penh, 05 May 2023

Checked by

Deputy Director

Dr. Samreth Sovannarith

Phnom Penh, 05 May 2023

Prepared by

Data Management Officer

Dr. Kim Bunna


Mr. Chea Chamnan


Provinces and Cities ART Services	Number of all active patients at the end of Preceding Quarter									New Patients Registered during this Quarter				Number of Pre-ART patients Re-Tested for HIV						Patients Lost FU and Return in this quarter								Patients Newly Start ART during this quarter								
	Pre-ART Patients				ART Patients					Total	0 - 14		> 14		Total	0 - 14		> 14		Total	Pre-ART Patients				ART Patients				Total	0 - 14		> 14		Total		
	0 - 14		> 14		0 - 14		> 14				0 - 14		> 14			0 - 14		> 14			0 - 14		> 14		0 - 14		> 14									
	B	G	M	F	B	G	M	F	B		G	M	F	B		G	M	F	B		G	M	F	B	G	M	F	B		G	M	F				
8 Kampot																																				
28	Kampot PH	0	0	0	0	26	28	436	577	1,067	0	0	19	2	21	0	0	18	2	20	0	0	0	0	1	0	2	2	5	0	0	19	2	21		
29	Kampong Trach RH	0	0	1	0	9	15	545	633	1,203	0	0	1	1	2	0	0	1	1	2	0	0	0	0	0	0	2	2	4	0	0	2	1	3		
9 Kandal																																				
30	Chey Chum Neash PH	0	0	2	0	31	21	911	1,005	1,970	1	1	19	4	25	0	0	0	0	0	0	0	0	0	1	0	2	0	3	1	1	19	4	25		
31	Koh Thom RH	0	0	0	0	10	6	197	258	471	0	0	2	0	2	0	0	0	0	0	0	0	0	0	0	0	0	0	0	0	0	2	0	2		
32	Kean Svay RH	0	0	0	0	0	0	84	141	225	0	0	2	2	4	0	0	0	0	0	0	0	0	0	0	0	0	0	0	0	0	2	2	4		
10 Koh Kong																																				
33	Smach Meanchey PH	0	0	0	0	4	8	321	366	699	0	0	5	3	8	0	0	0	0	0	0	0	0	0	0	0	0	2	2	0	0	5	3	8		
34	Sre Ambil RH	0	0	0	0	5	3	133	168	309	0	0	0	0	0	0	0	0	0	0	0	0	0	0	0	0	0	0	0	0	0	0	0	0		
11 Kratie																																				
35	Kratie PH	0	0	0	0	6	8	290	313	617	0	0	4	2	6	0	0	0	0	0	0	0	0	0	0	0	0	0	0	0	0	3	2	5		
12 Phnom Penh																																				
36	NCADS ART Clinic 1	0	0	0	0	12	18	1,858	1,439	3,327	0	0	99	13	112	0	0	87	12	99	0	0	0	1	0	0	8	4	13	0	0	98	14	112		
37	Calmette Hospital	0	0	0	0	0	0	765	783	1,548	0	0	16	7	23	0	0	11	7	18	0	0	0	0	0	0	3	3	6	0	0	15	7	22		
38	NCADS_AHF ART Clinic 3	0	0	1	0	0	0	1,895	1,519	3,415	0	0	46	14	60	0	0	6	2	8	0	0	0	0	0	0	4	4	8	0	0	46	14	60		
39	National Pediatric Hospital	0	1	0	0	157	141	272	228	799	3	3	0	0	6	0	0	0	0	0	0	0	0	0	2	2	3	6	13	3	2	0	0	5		
40	Center of Hope	0	0	3	2	0	0	1,566	1,843	3,414	0	0	19	9	28	0	0	0	0	0	0	0	0	0	0	0	2	6	8	0	0	18	7	25		
41	Preah Ketomealea	0	0	0	0	0	0	620	570	1,190	0	0	8	6	14	0	0	0	0	0	0	0	0	0	0	0	0	4	3	7	0	0	8	6	14	
41	NCADS ART Clinic 2	0	0	0	0	8	7	1,140	1,167	2,322	0	0	3	0	3	0	0	3	0	3	0	0	0	0	0	0	0	0	0	0	0	3	0	3		
43	Chhouk Sar Clinic	0	0	0	0	2	6	2,430	498	2,936	0	0	164	8	172	0	0	163	8	171	0	0	0	0	0	0	0	0	0	0	0	0	0	0	3	
44	Samdach Ov RH	0	0	0	0	0	0	389	334	723	0	0	5	2	7	0	0	0	0	0	0	0	0	0	0	0	0	0	0	0	0	5	2	7		
45	Chbar Ampov RH	0	0	0	0	0	0	559	475	1,034	0	0	21	8	29	0	0	21	7	28	0	0	0	0	0	0	0	0	0	0	0	0	0	0	7	
46	Dang Kor RH	0	0	4	0	0	0	457	340	801	0	0	12	0	12	0	0	0	0	0	0	0	0	0	0	0	4	1	5	0	0	13	0	13		
47	Pochintong RH	0	0	0	0	0	0	705	560	1,266	0	0	26	22	48	0	0	0	0	0	0	0	0	0	0	0	1	2	3	0	0	26	22	48		
48	Chaktomuk RH	0	0	0	0	0	0	0	0	0	0	0	59	9	68	0	0	42	7	49	0	0	0	0	0	0	0	0	0	0	0	0	0	0	68	
13 Prey Veng																																				
49	Neak Loeung RH	0	0	0	0	23	26	542	833	1,424	0	0	6	6	12	0	0	0	0	0	0	0	0	0	0	0	2	3	5	0	0	6	6	12		
50	Prey Veng PH	0	0	0	0	12	8	499	562	1,081	0	0	8	2	10	0	0	0	0	0	0	0	0	0	0	0	0	0	0	0	0	0	0	0	10	
51	Pearaing RH	0	0	0	0	11	8	106	149	274	0	0	3	1	4	0	0	0	0	0	0	0	0	0	0	0	0	1	1	0	0	3	1	4		
14 Pursat																																				
52	Sampov Meas PH	0	0	0	0	16	11	517	546	1,090	0	0	12	8	20	0	0	0	0	0	0	0	0	0	0	0	0	1	2	3	0	0	12	8	20	
53	Phnom Kravanh RH	0	0	0	0	0	0	101	95	196	0	0	2	2	4	0	0	0	0	0	0	0	0	0	0	0	0	0	0	0	0	0	0	0	0	4
54	Bakan RH	0	0	0	0	0	0	73	81	154	0	0	2	2	4	0	0	0	0	0	0	0	0	0	0	0	0	0	0	0	0	0	0	0	0	4
15 Siem Reap																																				
55	Siem Reap PH	0	0	2	1	0	0	2,023	1,727	3,753	0	0	58	20	78	0	0	54	17	71	0	0	2	1	0	0	6	6	15	0	0	59	21	80		
56	Komar Angkor Hospital	0	0	0	0	52	67	0	0	119	1	1	0	0	2	0	0	0	0	0	0	0	0	0	1	0	0	0	1	1	1	0	0	2		
57	Sotr Nikum RH	0	0	0	0	0	0	293	356	649	0	0	8	4	12	0	0	8	4	12	0	0	0	0	0	0	1	0	1	0	0	8	4	12		


Provinces and Cities ART Services	Number of all active patients at the end of Preceding Quarter									New Patients Registered during this Quarter				Number of Pre-ART patients Re-Tested for HIV					Patients Lost FU and Return in this quarter								Patients Newly Start ART during this quarter											
	Pre-ART Patients				ART Patients					Total	0 - 14		> 14		Total	0 - 14		> 14			Total	Pre-ART Patients				ART Patients				Total	0 - 14		> 14			Total		
	0 - 14		> 14		0 - 14		> 14				B	G	M	F		B	G	M	F	B		G	M	F	B	G	M	F	B		G	M	F	B	G		M	F
	B	G	M	F	B	G	M	F	B																													
58 Kratanh RH	0	0	0	0	0	0	144	148	292	0	0	2	3	5	0	0	2	3	5	0	0	1	0	0	0	0	0	1	0	0	3	3	6					
16 Preah Sihanouk																																						
59 Sihanouk PH	0	0	0	0	17	9	1,038	980	2,044	2	0	38	8	48	0	0	6	2	8	0	0	0	0	0	0	12	6	18	2	0	35	8	45					
17 Stung Treng																																						
60 Stung Treng PH	0	0	0	0	11	9	189	203	412	0	0	3	3	6	0	0	3	3	6	0	0	0	1	0	0	1	0	2	0	0	3	3	6					
18 Svay Rieng																																						
61 Svay Rieng PH	0	0	0	0	19	23	524	664	1,230	0	0	10	4	14	0	0	1	1	2	0	0	0	0	0	0	2	1	3	0	0	10	3	13					
62 Romeas Hek RH	0	0	0	0	1	2	91	107	201	1	0	1	0	2	1	0	1	0	2	0	0	0	0	0	0	0	0	0	1	0	1	0	2					
19 Takeo																																						
63 Daunkeo PH	0	0	0	0	30	41	645	784	1,500	0	0	11	3	14	0	0	0	0	0	0	0	0	0	0	0	3	4	7	0	0	11	3	14					
64 Ang Roka RH	0	0	0	0	1	1	198	228	428	0	1	5	1	7	0	0	0	0	0	0	0	0	0	0	0	2	3	5	0	1	5	1	7					
65 Kirivong RH	0	0	0	0	2	3	227	291	523	0	0	7	3	10	0	0	0	0	0	0	0	0	0	0	0	0	1	1	0	0	7	3	10					
66 Prey Kabas RH	0	0	0	0	0	0	111	158	269	0	0	6	2	8	0	0	0	0	0	0	0	0	0	0	0	0	0	0	0	0	6	2	8					
20 Oddor Meanchey																																						
67 Samraong PH	0	0	0	0	7	8	160	200	375	0	0	7	5	12	0	0	0	0	0	0	0	0	0	0	0	1	1	2	0	0	7	5	12					
68 Anlong Veng RH	0	0	0	0	5	6	93	112	216	0	0	3	3	6	0	0	0	0	0	0	0	0	0	0	0	1	2	3	0	0	3	3	6					
21 Pailin																																						
69 Pailin PH	0	0	0	0	2	8	172	222	404	0	0	2	1	3	0	0	2	1	3	0	0	0	0	0	0	0	1	1	0	0	2	1	3					
22 Preah Vihear																																						
70 16 Makara PH	0	0	0	0	8	7	168	174	357	0	0	3	2	5	0	0	2	1	3	0	0	0	0	0	0	2	0	2	0	0	3	2	5					
23 Kep																																						
71 Kep PH	0	0	0	0	0	3	45	52	100	0	1	0	0	1	0	1	0	0	1	0	0	0	0	0	0	0	0	0	0	1	0	0	1					
24 Mondulakiri																																						
72 Mondulakiri PH	0	0	0	0	0	3	27	37	67	0	2	2	2	6	0	0	0	0	0	0	0	0	0	0	0	0	0	0	0	2	2	2	6					
25 Ratanakiri																																						
73 Ratanakiri PH	0	0	0	0	4	6	121	122	253	0	0	1	4	5	0	0	0	0	0	0	0	0	0	0	0	1	2	3	0	0	1	4	5					
TOTAL	0	1	14	4	733	758	32,261	31,184	64,955	11	13	944	290	1,258	3	1	521	122	647	0	0	3	3	5	3	119	116	249	11	12	937	287	1,247					


* The number of patients reported in these sites might be shown differently from previous quarterly report due to the transition to the new database system.
 * Khmer-Soviet Friendship Hospital changed to NCADS ART Clinic 1
 * Social Health Clinic changed to NCADS ART Clinic 2
 * Preah Kosomak Hospital changed to NCADS_AHF ART Clinic 3

* PNS Tbong Khmum RH = Preah Norodom Sihanouk Tbong Khmum Hospital
 * CCF_Tbong Khmum = Cambodia-China Friendship Tbong Khmum Hospital

Phnom Penh, 05 May 2023
 Seen and Approved
 NCHADS Director

 Dr. Ouk Vichea

Phnom Penh, 05 May 2023
 Checked by
 Deputy Director

 Dr. Samreth Sovannarith

Phnom Penh, 05 May 2023
 Checked by
 Head of Technical Bureau

 Dr. Kim Bunna

Phnom Penh, 05 May 2023
 Prepared by
 Data Management Officer

 Mr. Chea Chamnan

Patients Transferred In during this quarter					Patients who Left Care during this Quarter																				Number of all active patients at the end of this Quarter														
0 - 14		> 14			Total	HIV Re-Tested NEGATIVE				Patients Transferd Out				Lost to Follow Up								Died								Total	Active Pre-ART Patients				Active ART Patients				Total
0 - 14		> 14				0 - 14		> 14		Pre-ART Patients				ART Patients				Pre-ART Patients				ART Patients				0 - 14		> 14			0 - 14		> 14						
B	G	M	F	B		G	M	F	B	G	M	F	B	G	M	F	B	G	M	F	B	G	M	F	B	G	M	F	B		G	M	F						
B	G	M	F	B		G	M	F	B	G	M	F	B	G	M	F	B	G	M	F	B	G	M	F	B	G	M	F	B		G	M	F						
0	0	3	1	4	0	0	0	0	0	0	1	0	0	0	0	0	3	5	0	0	0	0	0	0	4	0	13	0	0	0	0	27	28	452	577	1,084			
0	0	0	2	2	0	0	0	0	0	2	2	2	0	0	0	0	2	2	0	0	0	0	0	0	4	3	17	0	0	0	0	9	13	541	631	1,194			
0	0	5	4	9	0	0	0	0	4	1	4	3	0	0	2	0	1	0	16	10	0	0	0	0	2	2	45	0	0	0	0	28	21	915	998	1,962			
1	0	4	2	7	0	0	0	0	4	2	0	0	0	0	0	0	0	0	0	0	0	0	0	1	2	9	0	0	0	0	7	4	202	258	471				
0	0	0	0	0	0	0	0	0	0	0	0	1	0	0	0	0	0	1	0	0	0	0	0	0	1	3	3	0	0	0	0	0	0	85	141	226			
0	0	2	2	4	0	0	0	0	0	0	0	0	0	0	0	0	6	4	0	0	0	0	0	1	0	3	14	0	0	0	0	4	7	322	366	699			
0	0	0	0	0	0	0	0	0	0	0	0	0	0	0	0	0	0	1	0	0	0	0	0	1	0	2	2	0	0	0	0	5	3	132	167	307			
0	0	0	2	0	0	0	0	0	0	0	0	0	0	0	0	0	1	1	0	0	0	0	0	0	3	1	6	0	0	1	0	6	8	289	315	619			
0	0	5	6	11	0	0	0	0	3	3	2	2	0	0	0	0	30	7	0	0	0	0	0	6	2	55	0	0	1	0	9	15	1,931	1,452	3,408				
0	0	4	0	4	0	0	0	0	0	0	1	0	0	0	0	0	1	4	0	0	0	0	0	4	1	11	0	0	1	0	0	0	781	788	1,570				
0	0	2	2	4	0	0	0	0	0	0	4	2	0	0	0	0	26	9	0	0	0	0	0	6	4	51	0	0	1	0	0	0	1,911	1,524	3,436				
1	0	22	15	38	0	0	0	0	26	13	3	1	0	1	0	1	0	4	5	0	1	0	0	1	0	56	0	0	0	0	136	132	289	243	800				
0	0	0	1	1	0	0	0	0	0	0	2	5	0	0	1	0	0	13	11	0	0	1	0	0	0	33	0	0	1	3	0	0	1,572	1,842	3,418				
0	0	1	1	2	0	0	0	0	0	0	1	1	0	0	0	0	4	1	0	0	0	0	0	1	0	8	0	0	0	0	0	0	627	578	1,205				
0	0	6	1	7	0	0	0	0	0	0	2	3	0	0	0	1	0	6	12	0	0	0	0	3	2	29	0	0	0	0	7	7	1,143	1,157	2,314				
0	0	3	0	0	0	0	0	0	0	0	11	2	0	0	0	0	1	88	14	0	0	0	0	0	0	116	0	0	0	0	2	5	2,505	493	3,005				
0	0	2	2	4	0	0	0	0	0	0	2	2	0	0	0	0	1	2	0	0	0	0	0	2	0	9	0	0	0	0	0	0	391	334	725				
0	0	9	6	15	0	0	0	0	0	0	1	1	0	0	0	0	6	7	0	0	0	0	0	0	1	16	0	0	0	1	0	0	584	484	1,069				
0	0	2	0	2	0	0	0	0	0	0	4	1	0	0	2	0	0	2	0	0	0	0	0	0	0	9	0	0	1	0	0	0	470	340	811				
0	0	8	4	12	0	0	0	0	0	0	3	1	0	0	0	0	13	12	0	0	0	0	0	0	0	29	0	0	0	0	0	0	725	575	1,300				
0	0	2	2	4	0	0	0	0	0	0	0	0	0	0	0	0	0	0	0	0	0	0	0	1	0	1	0	0	0	0	0	0	60	11	71				
0	0	1	0	1	0	0	0	0	0	0	1	1	0	0	0	0	0	0	0	0	0	0	0	2	0	4	0	0	0	0	23	26	548	841	1,438				
0	0	1	1	2	0	0	0	0	0	0	2	1	0	0	0	0	0	4	0	0	0	0	1	1	1	10	0	0	0	0	12	7	505	559	1,083				
0	0	1	2	3	0	0	0	0	1	2	0	0	0	0	0	0	2	2	0	0	0	0	0	1	0	8	0	0	0	0	10	6	107	151	274				
0	0	2	3	5	0	0	0	0	3	2	9	9	0	0	0	0	1	3	0	0	0	0	0	3	2	32	0	0	0	0	13	9	519	545	1,086				
0	0	2	2	4	0	0	0	0	0	0	1	0	0	0	0	0	0	0	0	0	0	0	0	1	0	2	0	0	0	0	0	103	99	202					
0	0	4	3	7	0	0	0	0	0	0	0	0	0	0	0	0	0	0	0	0	0	0	0	2	2	4	0	0	0	0	0	0	78	84	162				
0	0	13	9	22	0	0	0	0	0	0	23	10	0	0	0	0	31	13	0	0	1	1	0	8	7	94	0	0	2	0	0	0	2,039	1,733	3,774				
0	0	0	0	0	0	0	0	0	4	1	0	0	0	0	0	2	0	0	0	0	0	0	1	0	0	8	0	0	0	0	47	67	0	0	114				
0	0	3	1	4	0	0	0	0	0	0	0	1	0	0	0	0	0	0	0	0	0	0	0	0	2	3	0	0	0	0	0	0	305	358	663				

Quarterly Report on Positive Prevention, TB-HIV and Pregnancy Women, Quarter 1-2023

Provinces and Cities ART Services	Number of Patients Receiving education on Positive Prevention during this Quarter				Total	Number of patients screened for TB Symptoms during this Quarter								Total	Number of patients started TPT during this Quarter				Total	Number of patients Diagnosed TB (BK+/-, EP) during this Quarter				Total	Number of patients Started TB Treatment during this quarter				Total	Number of TB-HIV patients Started Cotrimoxazole during this quarter				Total	Number of women on Care got pregnant during this Quarter		Number of Pregnant women reported:				
	0 - 14		> 14			0 - 14		> 14		0 - 14		> 14			0 - 14		> 14			0 - 14		> 14			0 - 14		> 14			Got pregnant before getting treatment	Got pregnant during treatment	Spontaneous abortion	Induced abortion								
	(+)	(-)	(+)	(-)		(+)	(-)	(+)	(-)	(+)	(-)	(+)	(-)		(+)	(-)	(+)	(-)		(+)	(-)	(+)	(-)		(+)	(-)															
	B	G	M	F		B	G	M	F	B	G	M	F		B	G	M	F		B	G	M	F		B	G	M	F													
1 Banteay Meanchey																																									
1 Serei Sopon RH	0	0	584	487	1,071	0	0	7	7	2	0	579	486	1,081	1	1	17	11	30	0	0	1	0	1	0	0	1	0	1	0	0	21	4	25	0	2	0	0			
2 Mongkul Borey PH	0	0	472	469	941	0	0	3	3	0	0	340	372	718	0	0	0	0	0	0	0	0	0	0	0	0	0	0	0	0	3	0	3	0	0	0	0				
3 Polpet RH	0	0	501	600	1,101	0	0	8	4	0	0	501	599	1,112	0	0	25	30	55	0	0	3	0	3	0	0	2	0	2	0	0	9	9	18	2	4	0	0			
4 Thmor Puok RH	0	0	104	119	223	0	0	0	0	0	0	97	109	206	0	0	1	1	2	0	0	7	1	8	0	0	1	1	2	0	0	0	0	0	0	3	0	0			
5 Preah Netr Preah RH	0	0	48	37	85	0	0	0	0	0	0	48	37	85	0	0	3	0	3	0	0	0	0	0	0	0	0	0	0	0	0	0	0	0	0	0	0	0			
2 Battambang																																									
6 Moug Russey RH	0	0	305	333	638	0	0	6	4	2	1	303	332	648	1	0	4	4	9	0	0	2	0	2	0	0	1	0	1	0	0	7	3	10	0	1	0	0			
7 Battambang PH	0	0	1,447	1,362	2,809	0	0	40	39	3	4	1,225	1,181	2,492	1	0	37	15	53	0	0	4	0	4	0	0	4	0	4	0	0	31	19	50	1	4	0	0			
8 RS Military Hospital	0	0	123	90	213	0	0	0	0	0	0	123	90	213	0	0	0	0	0	0	0	0	0	0	0	0	0	0	0	0	0	0	0	0	0	0	0	0			
9 Thmor Kol RH	0	0	345	369	714	0	0	0	0	1	2	339	360	702	0	0	7	1	8	0	0	0	0	2	2	0	0	0	2	2	0	0	10	4	14	0	4	0	0		
10 Sampov Loum RH	0	0	229	314	543	0	0	0	3	0	0	229	314	546	0	0	5	4	9	0	0	0	0	0	0	0	0	0	0	0	0	2	7	9	0	1	0	0			
11 Roka RH	0	0	104	137	241	0	0	15	13	0	0	104	137	269	0	0	1	0	1	0	0	1	0	1	0	0	1	0	1	0	0	0	0	0	0	3	0	0			
3 Kampong Cham																																									
12 Kampong Cham PH	0	0	904	948	1,852	0	0	15	25	1	2	866	918	1,827	0	1	20	11	32	0	0	5	10	15	0	0	3	2	5	0	1	17	6	24	0	5	0	0			
13 Cheoung Prey RH	0	0	196	217	413	0	0	0	0	0	0	141	144	285	0	0	1	2	3	0	0	0	0	0	0	0	0	0	0	0	2	3	5	0	1	0	0				
14 Chamkar Leu RH	0	0	78	82	160	0	0	0	0	0	0	78	82	160	0	0	5	0	5	0	0	0	0	0	0	0	0	0	0	0	4	2	6	0	2	0	0				
15 Srey Santhor RH	0	0	88	121	209	0	0	0	0	0	2	88	119	209	0	0	0	0	0	0	0	0	0	0	0	0	1	2	3	0	0	1	1	0	5	3	8	0	0	0	0
16 Batheay RH	0	0	29	19	48	0	0	0	0	0	0	29	19	48	0	0	0	0	0	0	0	0	0	0	0	0	0	0	0	0	0	0	0	0	0	0	0	0	0		
4 Tbaung Khmum																																									
17 Memut RH	0	0	152	165	317	0	0	4	2	0	0	144	153	303	0	0	6	1	7	0	0	0	0	0	0	0	0	0	0	0	0	2	0	2	0	2	0	0			
18 PNS Tboing Khmum RH	0	0	532	568	1,100	0	0	0	0	0	0	530	568	1,098	0	0	11	3	0	0	0	0	0	0	0	0	0	0	0	0	0	0	0	0	0	1	0	0			
19 CCF_Tboing Khmum	0	0	0	0	0	0	0	0	0	0	0	0	0	0	0	0	0	0	0	0	0	0	0	0	0	0	0	0	0	0	0	0	0	0	0	0	0	0			
5 Kampong Chhnang																																									
20 Kampong Chhnang PH	0	0	323	329	652	1	0	12	20	0	0	322	329	684	2	7	14	6	29	1	0	2	1	4	1	0	2	1	4	1	0	61	23	85	0	0	0	0			
21 Kampong Tralach RH	0	0	44	20	64	0	0	0	0	0	0	44	20	64	0	0	3	0	3	0	0	0	0	0	0	0	0	0	0	0	0	4	0	4	0	1	0	0			
6 Kampong Speu																																									
22 Kampong Speu PH	0	0	489	496	987	0	0	1	0	0	0	486	469	936	0	0	0	0	0	0	0	0	0	0	0	0	0	0	0	0	0	0	0	0	0	0	0	0			
23 Oudong RH	0	0	126	135	261	0	0	0	0	2	0	124	135	261	0	0	0	0	0	0	0	0	0	0	0	0	2	0	2	0	0	2	0	7	0	0	0	0			
24 Kong Pisey RH	0	0	158	180	338	0	0	0	0	2	1	134	167	304	0	0	8	7	15	0	0	0	0	0	0	0	0	0	0	0	0	0	2	2	4	0	0	0	0		
7 Kampong Thom																																									
25 Kampong Thom PH	0	0	302	323	625	0	0	3	2	2	0	299	323	629	0	0	35	35	70	0	0	1	0	1	0	0	1	0	1	1	0	30	19	50	1	0	0	0			
26 Baray Santhuk RH	0	0	98	100	198	0	0	0	0	0	0	73	80	153	0	0	22	15	37	0	0	2	0	2	0	0	1	0	1	0	0	16	7	23	0	0	0	0			
27 Stong RH	0	0	18	34	52	0	0	0	0	0	0	18	34	52	0	0	0	0	0	0	0	0	0	0	0	0	0	0	0	0	0	0	0	0	0	0	0	0			



Provinces and Cities ART Services	Number of Patients Receiving education on Positive Prevention during this Quarter					Number of patients screened for TB Symptoms during this Quarter					Number of patients started TPT during this Quarter				Number of patients Diagnosed TB (BK+/-, EP) during this Quarter				Number of patients Started TB Treatment during this quarter				Number of TB-HIV patients Started Cotrimoxazole during this quarter				Number of women on Care got pregnant during this Quarter		Number of Pregnant women reported:											
	0 - 14		> 14			0 - 14		> 14			0 - 14		> 14		0 - 14		> 14		0 - 14		> 14		Got pregnant before getting treatment	Got pregnant during treatment	Spontaneous abortion	Induced abortion														
			(+)	(-)				(+)	(-)				(+)	(-)				(+)	(-)																					
	B		G	M	F	Total	B	G	B	G	M	F	M	F	Total	B	G	M	F	Total	B	G	M	F	Total	B	G	M	F	Total										
8 Kampot																																								
28	Kampot PH	0	0	237	383	620	0	0	0	0	1	1	209	323	534	0	0	9	2	11	0	0	1	1	2	0	0	1	1	2	1	1	14	12	28	0	2	0	0	
29	Kampong Trach RH	0	0	504	593	1,097	0	0	9	13	0	0	503	593	1,118	0	1	6	1	8	0	0	0	0	0	0	0	0	0	0	0	0	0	11	4	15	0	0	0	0
9 Kandal																																								
30	Chey Chum Neash PH	0	0	901	979	1,880	0	0	27	20	1	1	896	979	1,924	0	0	12	8	20	0	0	0	1	1	0	0	0	0	0	0	0	0	31	30	61	0	0	0	0
31	Koh Thom RH	0	0	183	230	413	0	0	1	0	1	0	179	229	410	0	0	1	2	3	0	0	1	0	1	0	0	0	0	0	0	0	0	5	2	7	0	1	0	0
32	Kean Svay RH	0	0	79	119	198	0	0	0	0	0	1	79	117	197	0	0	0	0	0	0	0	0	0	0	0	0	0	0	0	0	0	0	6	2	8	0	1	0	0
10 Koh Kong																																								
33	Smach Meanchey PH	0	0	305	352	657	0	0	4	7	1	0	304	352	668	0	0	9	5	14	0	0	0	0	0	0	0	0	0	0	0	0	0	3	2	5	0	3	0	0
34	Sre Ambil RH	0	0	118	152	270	0	0	1	1	0	0	112	152	266	0	0	32	52	84	0	0	0	0	0	0	0	0	0	0	0	0	0	0	2	2	0	1	0	0
11 Kratie																																								
35	Kratie PH	0	0	287	313	600	0	0	6	6	0	0	286	312	610	1	0	5	11	17	0	0	1	0	1	0	0	0	0	0	0	0	0	2	0	2	0	0	0	
12 Phnom Penh																																								
36	NCADS ART Clinic 1	0	0	1,791	1,300	3,091	0	0	9	13	1	0	1,739	1,271	3,033	1	1	73	24	99	0	0	5	1	6	0	0	3	0	3	0	1	59	12	72	0	10	0	0	
37	Calmette Hospital	0	0	686	703	1,389	0	0	0	0	0	0	685	703	1,388	0	0	16	12	28	0	0	0	0	0	0	0	0	0	0	0	0	0	8	4	12	3	2	0	0
38	NCADS_AHF ART Clinic 3	0	0	1,487	1,154	2,641	0	0	0	0	0	0	1,476	1,146	2,622	0	0	11	4	15	0	0	0	0	0	0	0	0	0	0	0	0	0	42	16	58	0	3	0	0
39	National Pediatric Hospital	0	0	287	242	529	0	0	90	82	0	0	173	163	508	0	0	5	13	18	3	0	0	0	3	1	0	0	0	1	1	1	10	7	19	0	0	0	0	
40	Center of Hope	0	0	384	327	711	0	0	0	0	19	16	1,340	1,573	2,948	0	0	1	4	5	0	0	18	18	36	0	0	4	2	6	0	0	4	4	8	0	2	1	2	
41	Preah Ketomealea	0	0	503	475	978	0	0	0	0	0	0	503	475	978	0	0	0	0	0	0	0	0	0	0	0	0	0	0	0	0	0	0	0	0	0	0	0	0	
41	NCADS ART Clinic 2	0	0	853	857	1,710	0	0	2	2	0	0	853	849	1,706	0	0	16	14	30	0	0	0	0	0	0	0	0	0	0	0	0	0	0	0	0	0	0	0	
43	Chhouk Sar Clinic	0	0	2,114	348	2,462	0	0	2	4	0	0	2,114	348	2,468	0	0	148	2	150	0	0	1	0	1	0	0	0	0	0	0	0	0	169	8	177	0	1	0	0
44	Samdach Ov RH	0	0	309	254	563	0	0	0	0	0	0	306	252	558	0	0	11	2	13	0	0	0	0	0	0	0	0	0	0	0	0	0	3	4	7	0	3	0	0
45	Chbar Ampov RH	0	0	507	399	906	0	0	0	0	0	0	504	396	900	0	0	14	6	20	0	0	2	0	2	0	0	1	0	1	0	0	7	5	12	0	0	0	0	
46	Dang Kor RH	0	0	404	289	693	0	0	0	0	0	0	404	288	692	0	0	0	0	0	0	0	0	0	0	0	0	0	0	0	0	0	5	0	5	0	1	0	0	
47	Pochintong RH	0	0	584	443	1,027	0	0	0	0	0	0	580	437	1,017	0	0	21	11	32	0	0	0	3	3	0	0	0	0	0	0	0	24	7	31	0	5	0	0	
48	Chaktomuk RH	0	0	60	11	71	0	0	0	2	0	0	58	10	70	0	0	0	0	0	0	0	2	0	2	0	0	2	0	2	0	0	10	0	10	1	1	0	0	
13 Prey Veng																																								
49	Neak Loeng RH	0	0	425	675	1,100	0	0	19	20	0	0	425	675	1,139	0	0	0	0	0	0	0	2	0	2	0	0	6	0	6	0	0	0	0	0	0	0	0	0	
50	Prey Veng PH	0	0	433	500	933	0	0	11	7	0	0	432	499	949	1	1	9	2	13	0	0	0	0	0	0	0	0	0	0	1	1	12	7	21	0	0	0	0	
51	Pearaing RH	0	0	93	131	224	0	0	8	6	0	0	93	130	237	0	0	0	0	0	0	0	1	0	1	0	0	1	0	1	0	0	0	0	0	0	0	0		
14 Pursat																																								
52	Sampov Meas PH	0	0	442	475	917	0	0	0	0	0	0	18	15	33	0	0	18	20	38	0	0	1	1	2	0	0	0	0	0	0	0	6	7	13	0	0	0	0	
53	Phnom Kravanh RH	0	0	102	99	201	0	0	0	0	0	0	102	99	201	0	0	0	0	0	0	0	0	1	1	0	0	0	0	0	0	0	0	0	0	0	0	0		
54	Bakan RH	0	0	72	76	148	0	0	0	0	0	0	5	4	9	0	0	0	0	0	0	0	0	0	0	0	0	0	0	0	0	0	0	0	0	0	0	0		
15 Siem Reap																																								
55	Siem Reap PH	0	0	1,864	1,566	3,430	0	0	0	0	1	3	1,857	1,565	3,426	0	0	71	25	96	0	0	21	10	31	0	0	4	1	5	0	0	60	28	88	4	12	0	0	
56	Komar Angkor Hospital	1	0	0	0	1	0	0	0	0	0	0	0	0	0	0	0	0	0	0	0	0	0	0	0	0	0	0	0	0	0	0	0	0	0	0	0			
57	Sotr Nikum RH	0	0	230	266	496	0	0	0	0	0	0	230	266	496	0	0	6	3	9	0	0	1	1	2	0	0	1	1	2	0	0	4	2	6	0	1	0	0	
58	Kralanh RH	0	0	115	113	228	0	0	0	0	0	0	115	113	228	0	0	4	0	4	0	0	0	0	0	0	0	0	0	0	0	0	3	2	5	0	0	0	0	


Provinces and Cities ART Services	Number of Patients Receiving education on Positive Prevention during this Quarter					Number of patients screened for TB Symptoms during this Quarter					Number of patients started TPT during this Quarter					Number of patients Diagnosed TB (BK+/-, EP) during this Quarter					Number of patients Started TB Treatment during this quarter					Number of TB-HIV patients Started Cotrimoxazole during this quarter					Number of women on Care got pregnant during this Quarter		Number of Pregnant women reported:		
	0 - 14		> 14			0 - 14		> 14			0 - 14		> 14			0 - 14		> 14			0 - 14		> 14			Got pregnant before getting treatment	Got pregnant during treatment	Spontaneous abortion	Induced abortion						
	B	G	M	F	Total	(+)	(-)	(+)	(-)	Total	B	G	M	F	Total	B	G	M	F	Total	B	G	M	F	Total										
	B	G	M	F	Total	B	G	M	F	Total	B	G	M	F	Total	B	G	M	F	Total	B	G	M	F	Total										
16 Preah Sihanouk																																			
59	Sihanouk PH	0	0	752	705	1,457	0	0	2	0	2	1	716	677	1,398	0	0	81	74	155	1	0	0	0	1	1	0	0	0	1	1	0	54	15	70
17 Stung Treng																																			
60	Stung Treng PH	0	0	159	179	338	0	0	2	1	0	0	127	152	282	1	1	10	5	17	0	0	0	0	0	0	0	0	0	0	0	1	7	3	11
18 Svay Rieng																																			
61	Svay Rieng PH	0	0	509	631	1,140	0	0	18	17	2	0	502	626	1,165	1	1	8	5	15	0	0	15	1	16	0	0	2	0	2	0	0	50	5	55
62	Romeas Hek RH	0	0	93	104	197	0	0	2	2	0	1	91	97	193	0	0	12	13	25	0	0	0	0	0	0	0	0	0	0	1	0	34	34	69
19 Takeo																																			
63	Daunkeo PH	0	0	572	692	1,264	0	0	28	37	1	0	541	661	1,268	0	0	10	5	15	0	0	1	1	2	0	0	0	0	0	0	1	11	7	19
64	Ang Roka RH	0	0	201	226	427	0	1	1	1	1	0	195	221	420	0	0	0	0	0	0	0	0	1	0	1	0	0	0	0	0	1	3	0	4
65	Kirivong RH	0	0	188	225	413	0	0	1	3	0	0	188	225	417	0	0	41	54	95	0	0	0	0	0	0	0	0	0	0	0	8	4	12	
66	Prey Kabas RH	0	0	92	126	218	0	0	0	0	0	0	92	126	218	0	0	0	0	0	0	0	2	0	2	0	0	0	0	0	0	0	0	0	0
20 Oddor Meanchey																																			
67	Samraong PH	0	0	161	202	363	0	0	0	1	0	0	151	189	341	0	0	1	0	1	0	0	0	0	0	0	0	0	0	0	0	8	12	20	
68	Anlong Veng RH	0	0	93	114	207	0	0	5	5	0	1	92	110	213	0	0	0	0	0	0	0	0	0	0	0	0	0	0	0	0	0	0	0	0
21 Pailin																																			
69	Pailin PH	0	0	103	134	237	0	0	2	4	0	0	103	134	243	1	1	24	32	58	0	0	0	0	0	0	0	0	0	0	0	0	0	0	0
22 Preah Vihear																																			
70	16 Makara PH	0	0	173	173	346	0	0	2	5	0	0	166	164	337	0	0	6	5	11	0	0	0	0	0	0	0	0	0	0	0	5	3	8	
23 Kep																																			
71	Kep PH	0	0	40	50	90	0	0	0	1	0	0	25	35	61	0	1	9	17	27	0	0	0	0	0	0	0	0	0	0	0	0	0	0	0
24 Mondulkiri																																			
72	Mondulkiri PH	0	0	30	38	68	0	0	0	5	0	0	30	38	73	0	0	0	0	0	0	0	0	0	0	0	0	0	0	0	0	0	0	0	0
25 Ratanakiri																																			
73	Ratanakiri PH	0	0	92	97	189	0	0	0	0	1	0	91	97	189	0	0	0	0	0	0	0	0	0	0	0	0	0	0	0	0	0	0	0	0
TOTAL																																			
		1	0	27,416	25,576	52,993	1	1	366	385	49	37	26,934	25,463	53,236	11	16	925	579	1,531	5	0	107	55	167	3	0	43	12	58	7	9	958	395	1367

Phnom Penh, 05 May 2023
Seen and Approved
NCHADS Director

Phnom Penh, 05 May 2023
Checked by
Deputy Director

Phnom Penh, 05 May 2023
Checked by
Head of Technical Bureau

Phnom Penh, 05 May 2023
Prepared by
Data Management Unit



Dr. Ouk Vichea

Dr. Samreth Sovannarith

Dr. Kim Bunna

Mr. Chea Chamnan

