



National Center for HIV/AIDS, Dermatology and STDs (NCHADS)

របាយការណ៍ប្រចាំត្រីមាស  
ស្តីពីការគ្រប់គ្រងករណីអេដស៍សកម្ម  
ប្រចាំត្រីមាសទី ៤ ឆ្នាំ ២០២២

B-IACM Quarterly Report,  
Q4, 2022

## I. Introduction:

Boosted Integrated Active Case Management, (B-IACM) has been a cornerstone strategy for the national HIV program. With the objective of B-IACM to leverage existing strategies and approaches for case detection, immediate ART enrolment and retention in HIV care to achieve the global 95-95-95 targets by 2025.

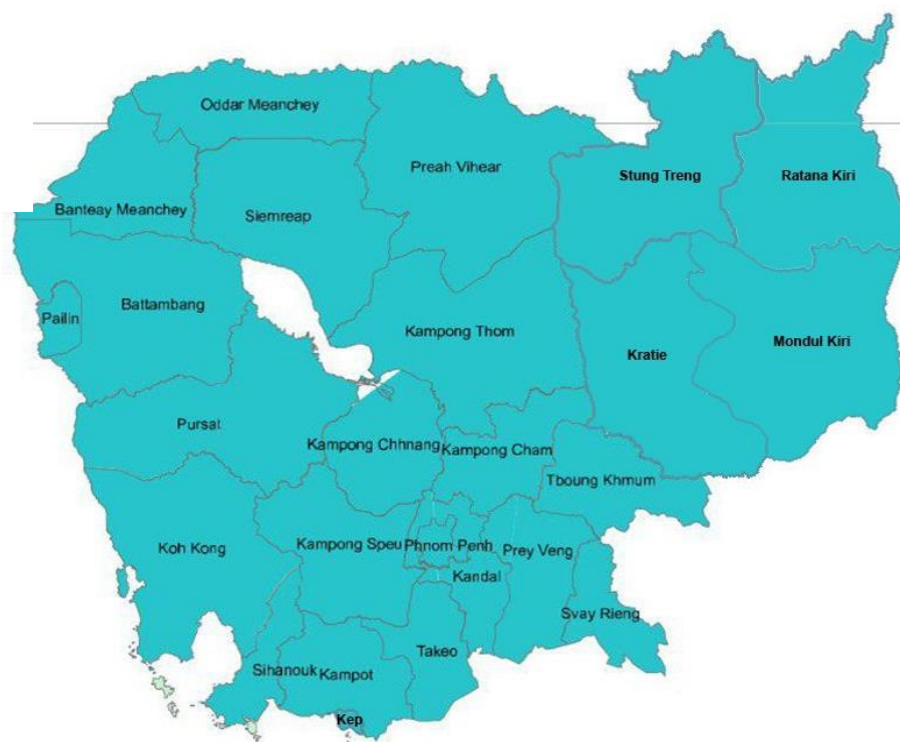
B-IACM was initiated in 2014 in Siem Reap and Battambang provinces and scaled up to 25 provinces (60 operational districts) by June, 2022.

The Group of Champion (GoC), has play very important role in coordinating and networking for implementation of Boosted Integrated Active Case Management. (B-IACM) As the member of GoC, the Case Management Coordinator (CMC) and Case Management Assistant (CMA), have actively work in routine for collecting data and record in database.

## II. B-IACM Coverage.

The B-IACM coverage is in 25 provinces (60 ODs)

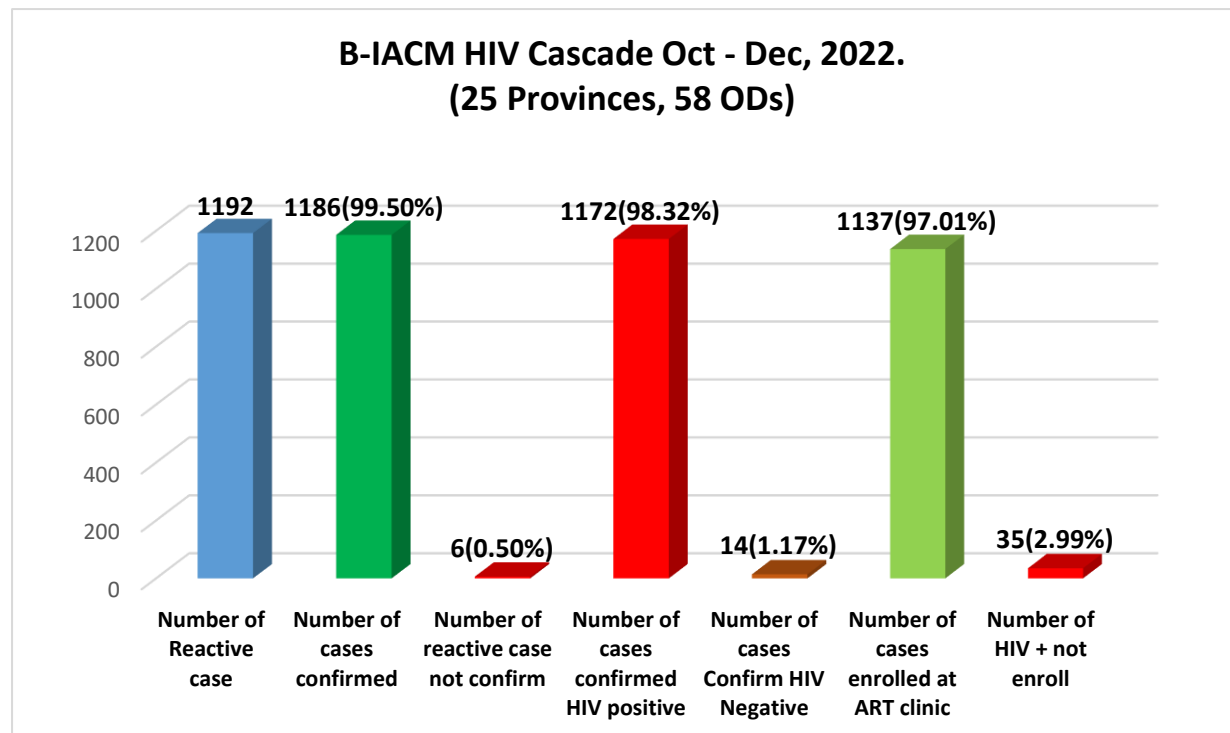
2022  
25 Provinces  
(60 ODs)



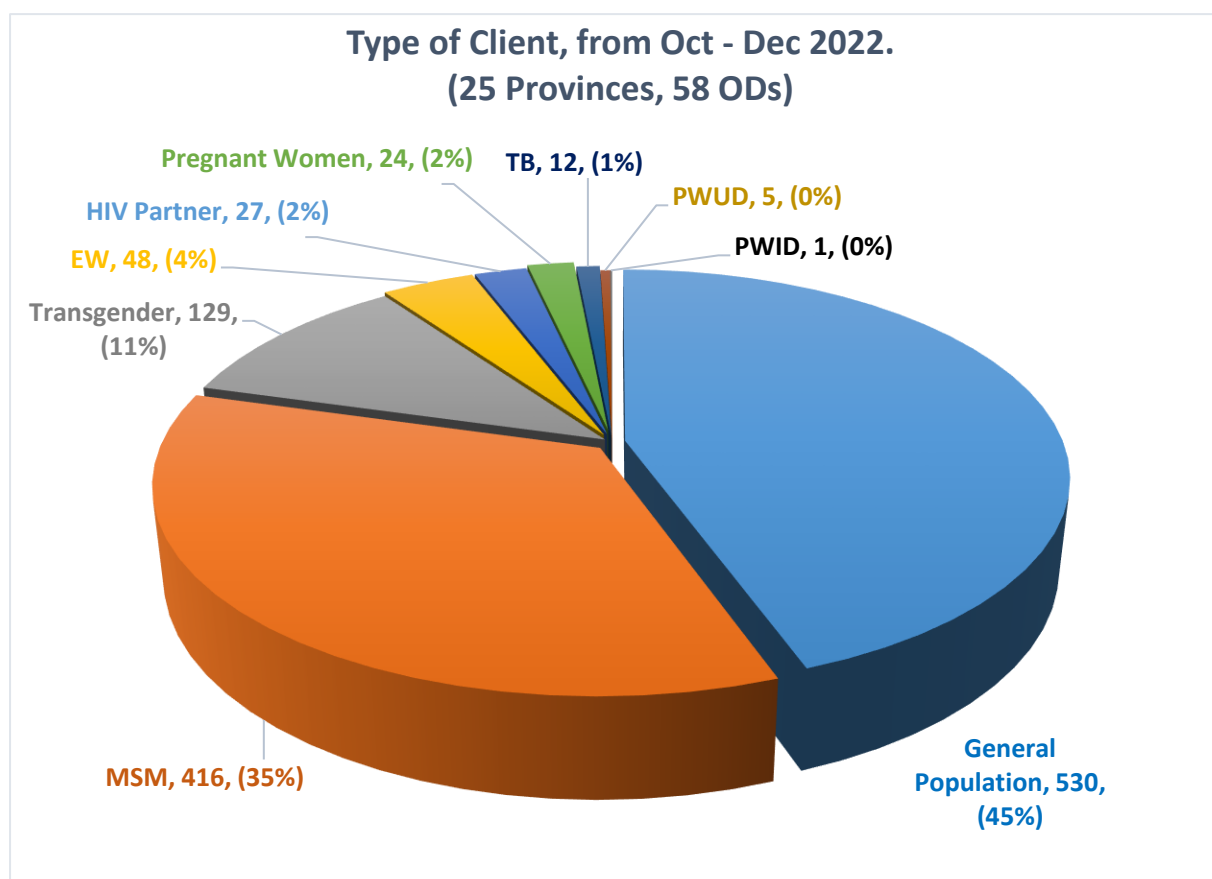
## III. Program Achievement.

The B-IACM HIV cascade of quarter 4 from Oct to Dec, 2022. Based on data send by CMCs, (Case Management Coordinator) and CMAs, (Case Management Assistant) from 25 provinces (58 ODs), There were **1192** of new HIV cases detected (new reactive cases) during this quarterly report covering period from **October to December, 2022**. Among those reactive cases **1192**,

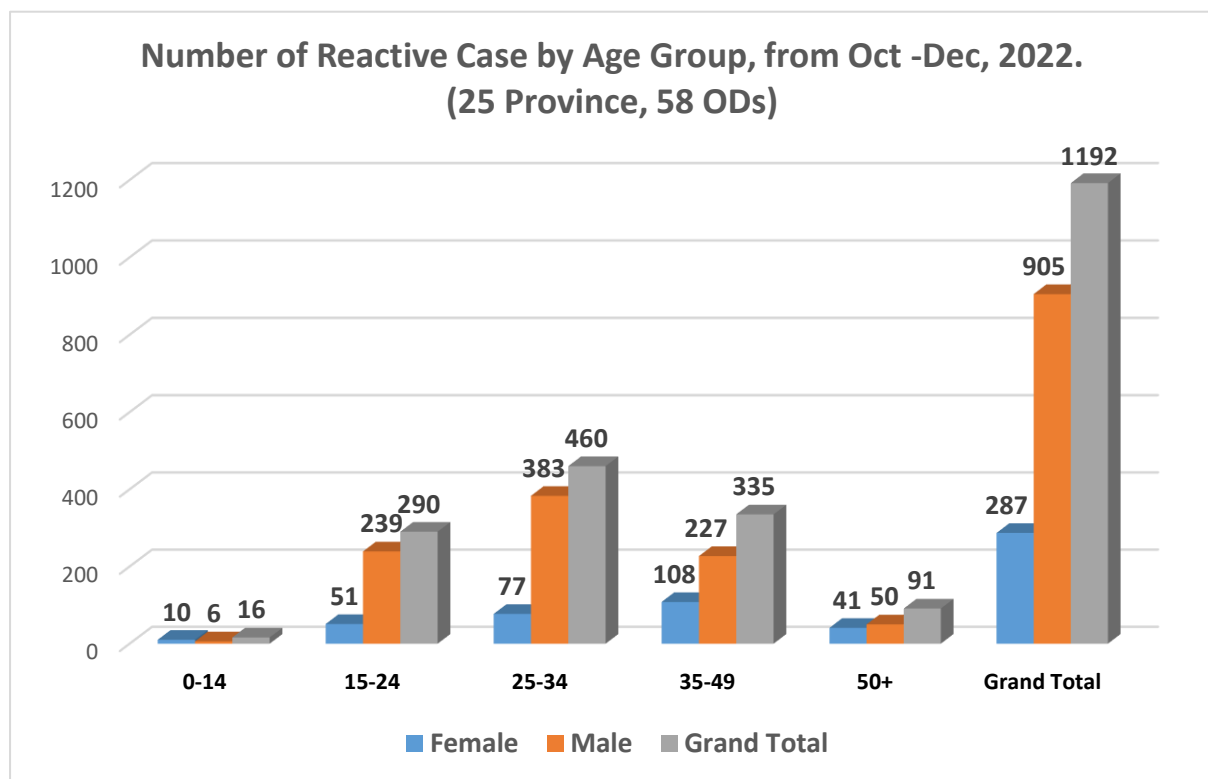
there were 1189 (99.50%) cases have come for the confirmatory test with positive result at VCCT were 1172 (98,32 %) and there were 1137 (97,01 %) HIV patients enrolled at ART services.



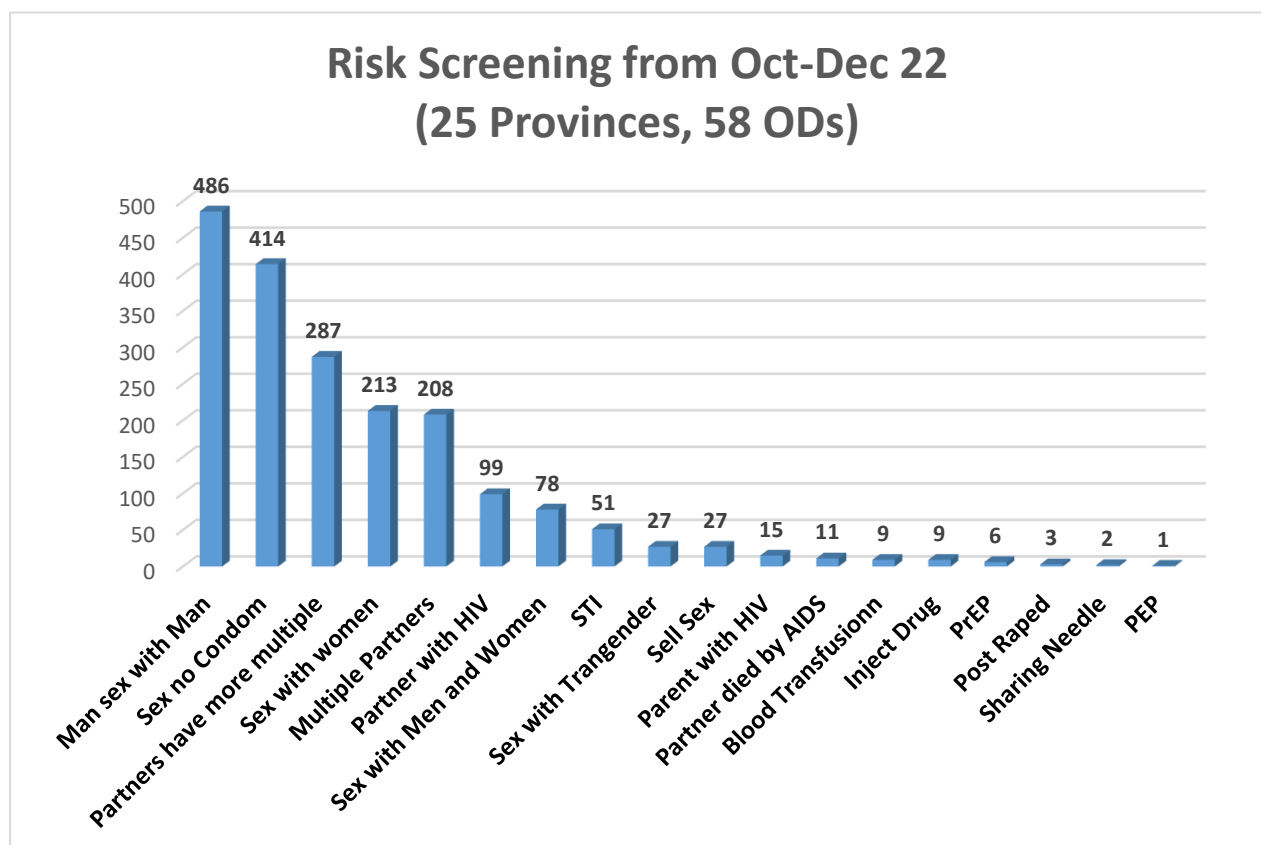
The chart below is the Reactive Cases classified by Client Type. The among of 1192 with a reactive result, of 45% (N= 530) were a general population, follow by MSM is 35% (N= 416) followed by TG: 11% (N= 129), Entertainment Worker: 4% (N= 48), HIV partners: 2% (N= 27), Pregnant Woman: 2% (N=24), TB patient: 1% (N= 10), PWUP: 0% (N= 5).



The chart below shows the number of HIV Reactive Case classified by age group , from less than <15, and 15-24, 25-34, 35-49 and 50 plus. Data from October – December 2022 in 25 provinces. (58 ODs)

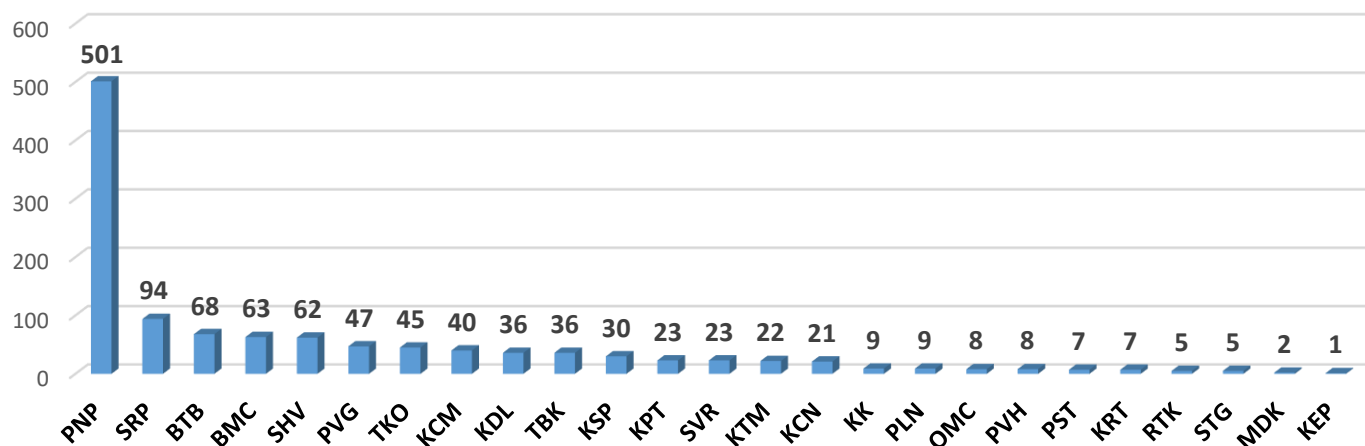


With Among the Risk Screening of reactive group, we found that clients have experienced with risk behavior for man who have sex with man (MSM), Those who sex not using condom, Mobile partners and Their partner have more multiple partners, Experienced sex with man and women, partners have HIV and STIs, were among the top risk of risk behavior screening.



The chart shows the number of HIV positive case among the 25 provinces,(57 ODs) from **October to December 2022**. Phnom Penh is the highest number of HIV positive cases, following by Siem Reap, Battambang, Banteay Meanchey, Sihanouk Ville, Prey Veng and Takeo, ..etc. and Kep has one HIV positive case in this quarter.

**Number of HIV positive cases by Province, From Oct to Dec, 2022  
(25 Provinces, 58 ODs)**



#### Workshop/Meeting:

In this quarter, B-IACM Team had conducted workshop on “Review PMTCT and Training EID data” for of Provincial AIDS and STD Program Managers (PASP), Provincial PMTCT/MCH Coordinator, Provincial Data Management Officer, PDMO, and ART Team Leader.

On 13-14 December 2022, Provincial Health Department of Kampong Cham, Kampong Cham Province. There were 80 participants of NCHADS and NMCHC from 13 municipality and provinces attended in this workshop and training, including: Siem Reap, Phnom Penh, Battambang, Bateay Meanchey, Takeo, Kampot, Prey Veng, Kandal, Kampong Speu, Kampong Thom, Sihanouk, Kampong Chhannang and Pursat. Each province comprises of Provincial AIDS and STD Program Managers (PASP), Provincial PMTCT/MCH Coordinator, Provincial Data Management Officer, PDMO, and ART Team Leader. Non-Governmental Organization, such as KHANA, CHIA, CRS, AHF. Absent of EpiC FHI 360 and CPN+. Developing Partner: UNAIDS and WHO.

#### IV. Challenges.

Although all activities have been implemented and achieved in this quarter, some issues have hampered the implementation of this strategy, including

- Computers are very essential for database and data entry. Some of the OD sites, the computers are old which it run slow and do not well support with new version of B-IACM Database and there are not available computers in the new sites, especially in 4 new site provinces: Bateay, KCM, Kampong Tralach, KCN, Bakan and Kravanh in Pursat.
- The B-IACM has been scaling up covering the national wide in 25 provinces from 56 to 60 ODs, but GFATM grant 2021-2023 did not approved for B-IACM/P4R activities this impact for implementation B-IACM activities especially GoC meeting at ODs and provincial level for effectively coordinating and monitoring on B-IACM Implementation.

## V. Next Plan.

The B-IACM Team will be ongoing to provide technical support as indicated in the following:

- Provide technical support and coordination work with Group of Champion (GoC) for effectively coordinating on B-IACM Implementation and Monitoring and Coaching for ACM & CQI Interlink.
- Ongoing provide technical support to selected ODs especially new sites and sites with low performance.
- On site coaching by field trips, phone call or online to CMCs, CMAs (new and old) on how to perform data entry corrected.
- Conduct the Refresher training on B-IACM database and tool .
- Conduct B-IACM annual network meeting

Date 27 January 2023



Seen and Approved

Checked by

Verified by

Prepared by

Bunna

Chetra

Kongudom

Dr. Ouk Vichea  
Director of NCHADS

Dr. Kim Bunna  
Head of Technical Bureau

Dr. Kaeoun Chetra  
Deputy Head Technical of Bureau

Mr. KONG Udom  
B-IACM National Coordinator



National Center for HIV/AIDS,  
Dermatology and STD

\*\*\*\*\*

របាយការណ៍ប្រចាំត្រីមាស ស្តីពីការគ្រប់គ្រងករណីអេដស៍សកម្ម

(B-IACM Quarterly report)

Quarter:		4		Year:		2022		
Nº	Province	OD Name	Indicators					
			Number of Reactive case	Number of cases confirmed HIV positive	Number of cases Confirm HIV Negative	Number of reactive case not confirm	Number of cases enrolled at ART clinic	Number of HIV + not enroll
1	Battambang	Battambang	45	40	3	2	38	2
2		Sangke	6	5	1	0	5	0
3		Moung Russey	6	6	0	0	6	0
4		Thmor Kol	8	8	0	0	8	0
5		Sampov Loun	9	9	0	0	8	1
		Total	74	68	4	2	65	3
6	Kampong Cham	Kampong Cham	24	24	0	0	24	0
7		Choeung Prey	6	6	0	0	6	0
8		Chamka Leu	4	4	0	0	4	0
9		Srey Santhor	2	2	0	0	2	0
10		Batheay	4	4	0	0	4	0
		Total	40	40	0	0	40	0
11	Pailin	Pailin	9	9	0	0	9	0
		Total	9	9	0	0	9	0
12	Siem Reap	Siem Reap&AKC	85	81	4	0	81	0
13		South Nikom	11	10	1	0	10	0
14		Kralanh	3	3	0	0	3	0
		Total	99	94	5	0	94	0
15	Oddor Meanchey	Samrong	7	7	0	0	7	0
16		Anlong Veng	1	1	0	0	1	0
		Total	8	8	0	0	8	0


17	Phnom Penh	Chaktomok	197	193	3	1	180	13
18		Pursenchey	40	40	0	0	40	0
19		Mekong	154	150	2	2	146	4
20		Dangkor	36	36	0	0	36	0
21		Bassac	83	82	0	1	80	2
		Total	510	501	5	4	482	19
22	Banteaymeanchey	Mongkul borey	39	39	0	0	38	1
23		Poi Pet	18	18	0	0	17	1
24		Thmor Pouk	2	2	0	0	2	0
25		Phrehnet Phreah	4	4	0	0	4	0
		Total	63	63	0	0	61	2
26	Pursat	Sampov Meas	7	7	0	0	7	0
		Total	7	7	0	0	7	0
27	Sihanouk Ville	Sihanouk	62	62	0	0	61	1
		Total	62	62	0	0	61	1
28	Kampong Thom	Kampong Thom	15	15	0	0	15	0
29		Baray	7	7	0	0	7	0
		Total	22	22	0	0	22	0
30	Kampong Speu	Kampong Speu	20	20	0	0	20	0
31		Kong Pisey	2	2	0	0	1	1
32		Odong	8	8	0	0	8	0
		Total	30	30	0	0	29	1
33	Kampot	Kampot	11	11	0	0	11	0
34		Kampong Trach	12	12	0	0	12	0
		Total	23	23	0	0	23	0
35	Takeo	Daunkeo	27	27	0	0	25	2
36		Kirivong	9	9	0	0	9	0
37		Angrokar	3	3	0	0	3	0
38		Preykabas	6	6	0	0	6	0
		Total	45	45	0	0	43	2
39	Koh Kong	Smach Mean Chey	7	7	0	0	7	0
40		Sre Ambel	2	2	0	0	2	0
		Total	9	9	0	0	9	0
41	Kandal	Kien Svay	2	2	0	0	2	0
42		Koh Thom	3	3	0	0	3	0
43		Cheay Chumneah	31	31	0	0	31	0
		Total	36	36	0	0	36	0
44		Kg Chhnang	19	19	0	0	19	0



45	Kampong Chhnang	Kg Tralach	2	2	0	0	2	0
		Total	21	21	0	0	21	0
46	Preah Vihear	Tbeng Meanchey	8	8	0	0	8	0
		Total	8	8	0	0	8	0
47	Svay Rieng	Svay Rieng	20	20	0	0	14	6
48		RomeasHek	3	3	0	0	3	0
		Total	23	23	0	0	17	6
49	Tbong Khmum	Suang	22	22	0	0	22	0
50		Memut	14	14	0	0	14	0
		Total	36	36	0	0	36	0
51	Prey Veng	Prey Veng	20	20	0	0	20	0
52		Pea Reang	5	5	0	0	5	0
53		Peam Ror	22	22	0	0	22	0
		Total	47	47	0	0	47	0
54	Kep	Kep	1	1	0	0	1	0
		Total	1	1	0	0	1	0
55	Kratie	Kratie	7	7	0	0	6	1
		Total	7	7	0	0	6	1
56	Stung Treng	Stung Treng	5	5	0	0	5	0
		Total	5	5	0	0	5	0
57	Mondulkiri	Sen Monorom	2	2	0	0	2	0
		Total	2	2	0	0	2	0
58	Ratanakiri	Ban Lung	5	5	0	0	5	0
		Total	5	5	0	0	5	0
		Total	1192	1172	14	6	1137	35
				98.32 %	1.17 %	0.50 %	97.01 %	2.99 %


Phnom Penh 19 January, 2022

Seen and Approved by:  
NCHADS Director




Dr. Ouk Vichea

Checked by:  
Head of Technical Bureau




Dr. Kim Buna

Verified by:  
Deputy Head of Technical Bureau



Dr. Kaoeun Chetra

Prepared by:  
B-IACM Team



Mr. LY Sokny