



National Center for HIV/AIDS, Dermatology and STDs (NCHADS)

របាយការណ៍ប្រចាំត្រីមាស
ស្តីពីការគ្រប់គ្រងករណីអេដស៍សកម្ម
ប្រចាំត្រីមាសទី ៣ ឆ្នាំ ២០២២

B-IACM Quarterly Report,
Q3, 2022

I. Introduction:

Boosted Integrated Active Case Management, (B-IACM) has been a cornerstone strategy for the national HIV program. With the objective of B-IACM to leverage existing strategies and approaches for case detection, immediate ART enrolment and retention in HIV care to achieve the global 95-95-95 targets by 2025.

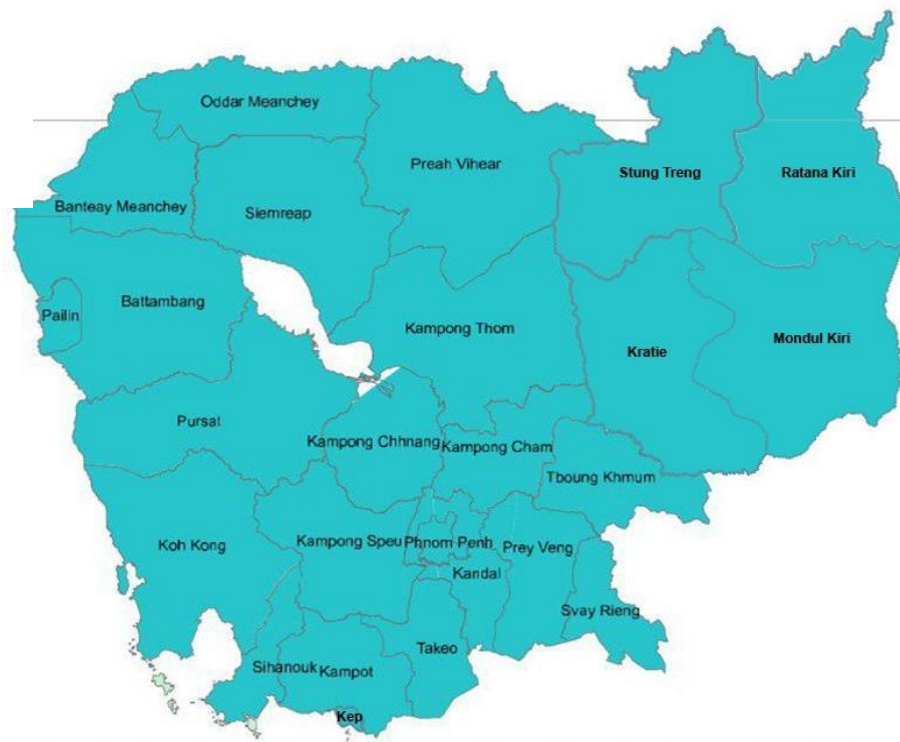
B-IACM was initiated in 2014 in Siem Reap and Battambang provinces and scaled up to 25 provinces (60 operational districts) by June, 2022.

The Group of Champion (GoC), has play very important role in coordinating and networking for implementation of Boosted Integrated Active Case Management. (B-IACM) As the member of GoC, the Case Management Coordinator (CMC) and Case Management Assistant (CMA), have actively work in routine for collecting data and record in database.

II. B-IACM Coverage.

The B-IACM coverage is in 25 provinces (60 ODs included new sites, but data not yet available: Batay OD, Bakan OD and Kravanh OD)

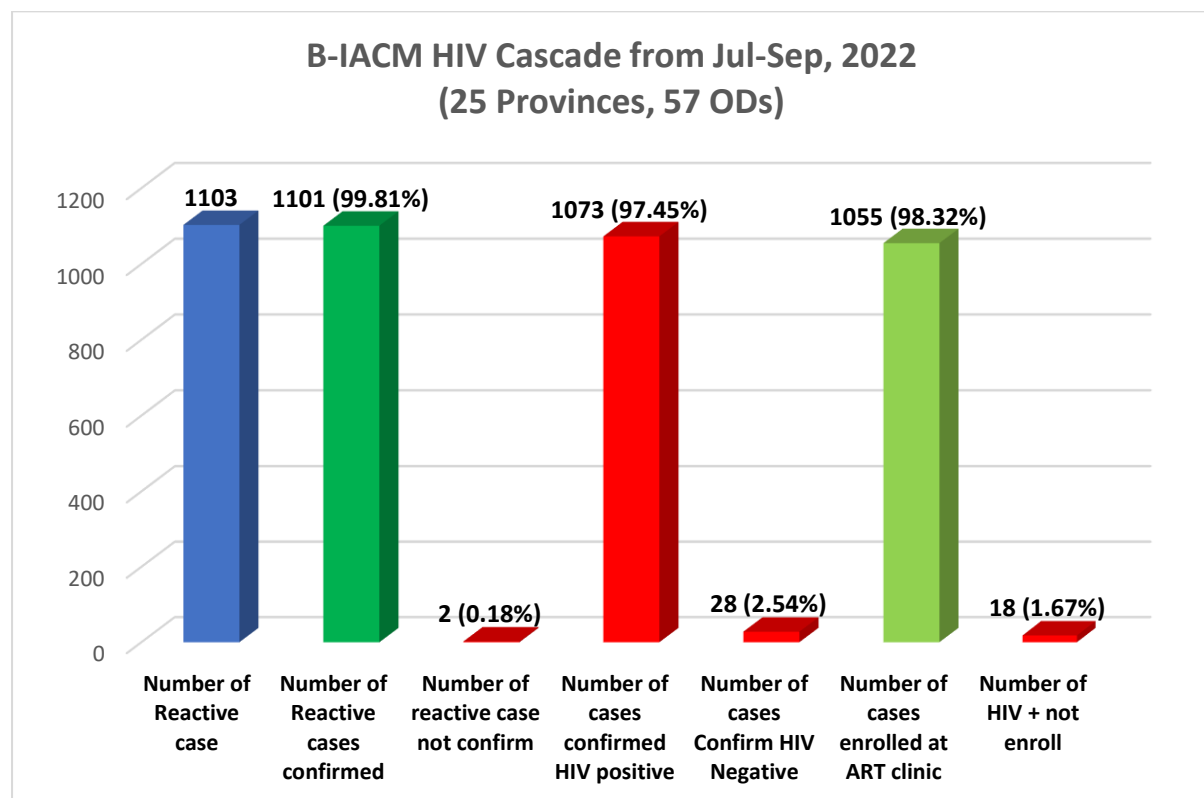
2022
25 Provinces
(60 ODs)



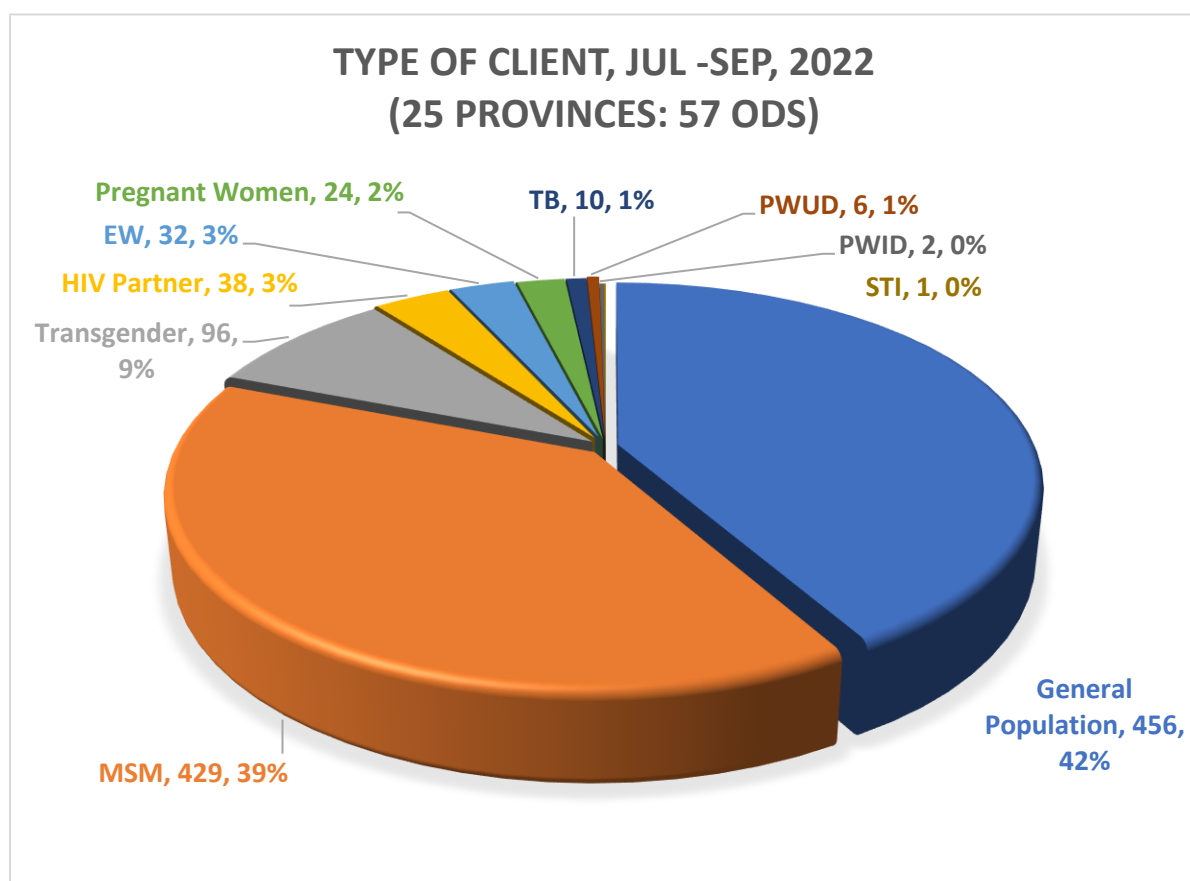
III. Program Achievement.

The B-IACM HIV cascade of quarter 3 from July to September, 2022. Based on data send by CMCs, (Case Management Coordinator) and CMAs, (Case Management Assistant) from 25 provinces (57 ODs), There were **1103** of new HIV cases detected (new reactive cases) during

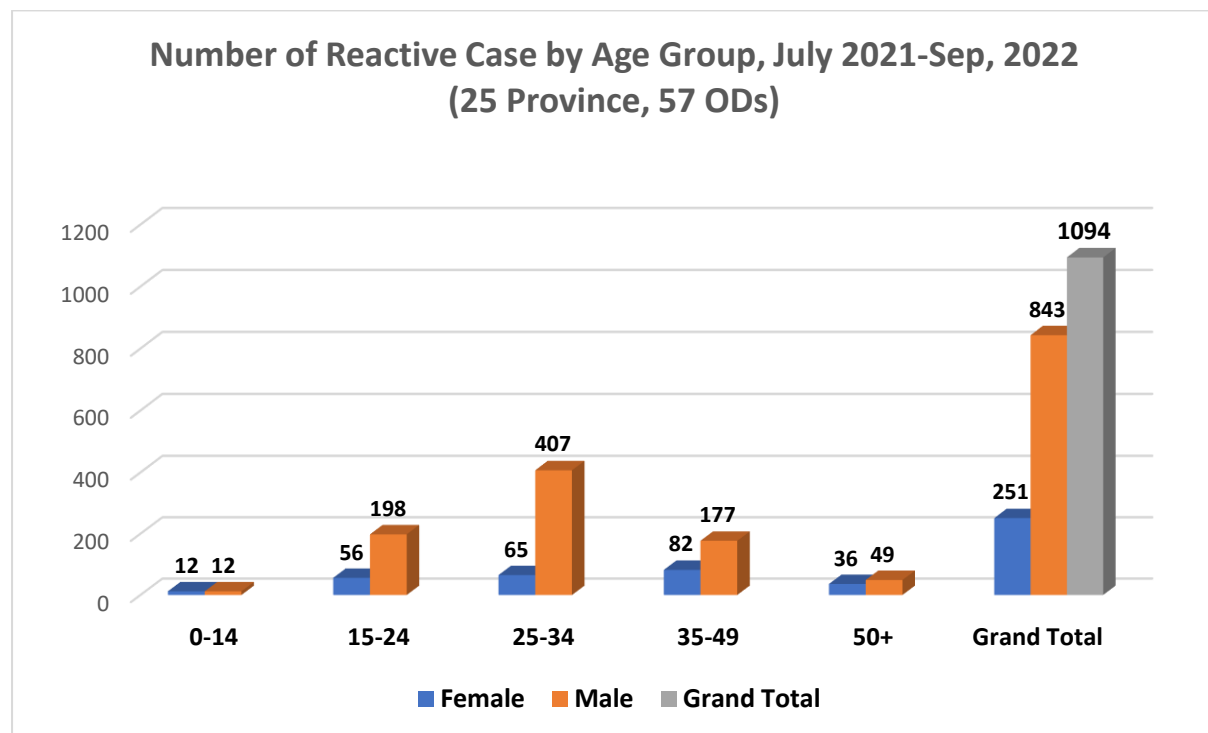
this quarterly report covering period from July to September, 2022. Among those reactive cases 1103, There were 1101 (99.81%) cases have come for the confirmatory test with positive result at VCCT were 1073 (97.45 %) and There were 1055 (98.32 %) HIV patients enrolled at ART services.



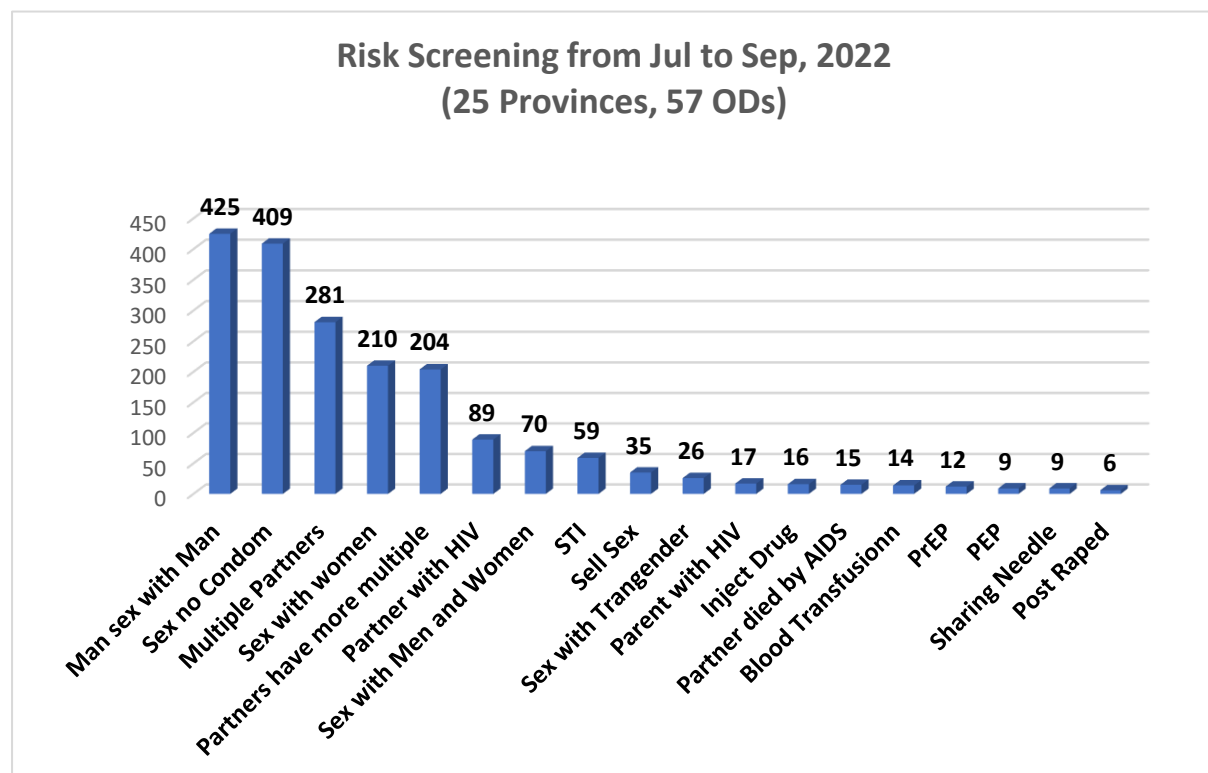
The chart below is the Reactive Cases classified by Client Type. The among of 1103 with a reactive result, of 42% (N= 456) were a general population, follow by MSM is 39% (N= 429) followed by TG: 9% (N= 96), HIV partners: 3% (N= 38), Entertainment Worker: 3% (N= 32), , Pregnant Woman: 2% (N=24), TB patient: 1% (N= 10), PWUP: 1% (N= 6).



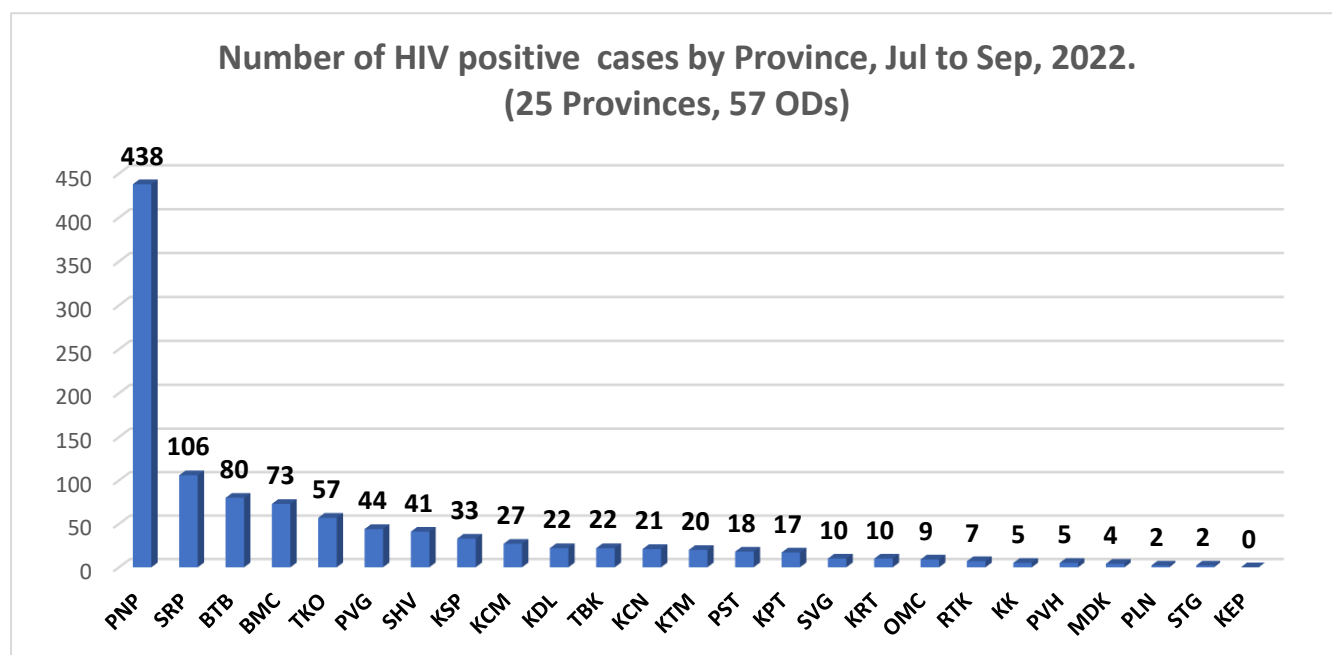
The chart below shows the number of HIV Reactive Case classified by age group , from less than <15, and 15-24, 25-34, 35-49 and 50 plus. Data from July – September, 2022 in 25 provinces. (57 ODs)



With Among the Risk Screening of reactive group, we found that clients have experienced with risk behavior for man who have sex with man (MSM), Those who sex not using condom, mobile partners and their partner have more multiple partners, experienced sex with women, partners have HIV and STIs, were among the top risk of risk behavior screening.



The chart shows the number of HIV positive case among the 25 provinces,(57 ODs) from **July to September 2022**. The Phnom Penh is the highest number of HIV positive cases, following by Siem Reap, Battambang, Banteay Meanchey, Takeo, Prey Veng, Sihanouk Ville ..etc. and Kep has no HIV positive case in this quarter.



Workshop/Meeting:

In this quarter, B-IACM Team had conducted the B-IACM Annual Meeting for PASP, CMC/CMA and relevant NGOs share the key achievements of B-IACM implementation and to refresh and build capacity of CMC and CMC and relevant key stakeholders .. The Meeting had followed strictly the instruction of MoH for control and prevention the Covid 19:

- 08-09/08/2022. Duankeo Guest House, Takeo Province. B-IACM Annual Meeting for PASP, CMC/CMA and relevant NGOs: 42 participants from 09 provinces, KDL, KCN, KSP, KHK, STG, KEP, KPT, PVG and PNP.
- 18-19/08/2022. Royal Hotel, Kampong Thom Province B-IACM Annual Meeting for PASP, CMC/CMA and relevant NGOs: 44 Participants, 11 Provinces: SRP, BMC, KCM, OMC, TKO, STG, TBK, RTK, MDK, KRT and PVH.

IV. Challenges.

Although all activities have been implemented and achieved in this quarter, some issues have hampered the implementation of this strategy, including

- Computers are very essential for database and data entry. Some of the OD sites, the computers are old which it is run slow and do not support with new version of B-IACM Database and there are not available computers in the new sites, especially in 4 new site provinces: Banteay, KCM, Kampong Tralach, KCN, Kakan and Kravanh in Pursat.
- The B-IACM has been scaling up covering the national wide in 25 provinces from 56 to 60 ODs, but GFATM grant 2021-2023 did not approved for B-IACM/P4R activities this

impact for implementation B-IACM activities especially GoC meeting at ODs and provincial level for effectively coordinating and monitoring on B-IACM Implementation.

V. Moving forward.

The B-IACM Team will be ongoing to provide technical support as indicated in the following:

- Provide technical support to selected ODs especially new sites. (Batay, Bakan, Kravanh and Kampong Tralach ODs and low performance sites.
- Provide technical support and coordination work with Group of Champion (GoC) for effectively coordinating on B-IACM Implementation and Monitoring and Coaching for ACM & CQI Interlink.
- Provide ongoing on-site coaching by field trips, phone call or online to CMCs, CMAs (new and old sites) on how to perform data entry corrected and effectively and timely.

Date 24 October 2022

Seen and Approved

Checked by

Verified by

Prepared by



Dr. Ouk Vichea
Director of NCHADS

Dr. Kim Bunna
Head of Technical Bureau

Dr. Kaeoun Chetra
Deputy Head Technical of Bureau

Mr. KONG Udom
B-IACM National Coordinator

National Center for HIV/AIDS,
Dermatology and STD

របាយការណ៍ប្រចាំត្រីមាស ស្តីពីការគ្រប់គ្រងករណីអេដស៍សកម្ម

(B-IACM Quarterly report)

Quarter:		3		Year:	2022			
Nº	Province	OD Name	Indicators					
			Number of Reactive case	Number of cases confirmed HIV positive	Number of cases Confirm HIV Negative	Number of reactive case not confirm	Number of cases enrolled at ART clinic	Number of HIV + not enroll
1	Battambang	Battambang	63	56	7	0	53	3
2		Sangke	2	2	0	0	2	0
3		Mongressey	5	5	0	0	5	0
4		Thmor Kol	6	6	0	0	6	0
5		Sampov Loun	12	11	1	0	11	0
		Total	88	80	8	0	77	3
6	Kampong Cham	Kampong Cham	15	15	0	0	15	0
7		Choeung Prey	4	4	0	0	4	0
8		Chamka Leu	3	3	0	0	3	0
9		Srey Santhor	5	5	0	0	5	0
		Total	27	27	0	0	27	0
10	Pailin	Pailin	2	2	0	0	1	1
		Total	2	2	0	0	1	1
11	Siem Reap	Siem Reap&AKC	101	95	6	0	94	1
12		South Nikom	8	8	0	0	8	0
13		Kralanh	3	3	0	0	3	0
		Total	112	106	6	0	105	1
14	Oddor Meanchey	Samrong	4	4	0	0	4	0
15		Anlong Veng	5	5	0	0	5	0

		Total	9	9	0	0	9	0
16	Phnom Penh	Chaktomok	222	210	11	1	208	2
17		Pursenchey	37	37	0	0	37	0
18		Mekong	129	125	3	1	123	2
19		Dangkor	15	15	0	0	15	0
20		Bassac	51	51	0	0	51	0
		Total	454	438	14	2	434	4
21	Banteaymeanchey	Mongkul borey	33	33	0	0	33	0
22		Poi Pet	24	24	0	0	21	3
23		Thmor Pouk	9	9	0	0	9	0
24		Phrehnet Phreah	7	7	0	0	7	0
		Total	73	73	0	0	70	3
25	Pursat	Sampov Meas	18	18	0	0	17	1
		Total	18	18	0	0	17	1
26	Sihanouk Ville	Sihanouk	41	41	0	0	41	0
		Total	41	41	0	0	41	0
27	Kampong Thom	Kampong Thom	16	16	0	0	16	0
28		Baray	4	4	0	0	4	0
		Total	20	20	0	0	20	0
29	Kampong Speu	Kampong Speu	22	22	0	0	22	0
30		Kong Pisey	8	8	0	0	5	3
31		Odong	3	3	0	0	3	0
		Total	33	33	0	0	30	3
32	Kampot	Kampot	13	13	0	0	13	0
33		Kampong Trach	4	4	0	0	4	0
		Total	17	17	0	0	17	0
34	Takeo	Daunkeo	39	39	0	0	39	0
35		Kirivong	7	7	0	0	7	0
36		Angrokar	7	7	0	0	7	0
37		Preykabas	4	4	0	0	4	0
		Total	57	57	0	0	57	0
38	Koh Kong	Smach Mean Chey	1	1	0	0	1	0
39		Sre Ambel	4	4	0	0	4	0
		Total	5	5	0	0	5	0
40	Kandal	Kien Svay	1	1	0	0	1	0
41		Koh Thom	5	5	0	0	5	0
42		Cheay Chumneah	16	16	0	0	16	0

		Total	22	22	0	0	22	0
43	Kampong Chhnang	Kg Chhnang	19	19	0	0	19	0
44		Kg Kampong Tralach	2	2	0	0	2	0
		Total	21	21	0	0	21	0
45	Preah Vihear	Tbeng Meanchey	5	5	0	0	5	0
		Total	5	5	0	0	5	0
46	Svay Rieng	Svay Rieng	10	10	0	0	8	2
47		RomeasHek	0	0	0	0	0	0
		Total	10	10	0	0	8	2
48	Tbong Khmum	Suang	14	14	0	0	14	0
49		Memut	8	8	0	0	8	0
		Total	22	22	0	0	22	0
50	Prey Veng	Prey Veng	18	18	0	0	18	0
51		Pea Reang	5	5	0	0	5	0
52		Peam Ror	21	21	0	0	21	0
		Total	44	44	0	0	44	0
53	Kep	Kep	0	0	0	0	0	0
		Total	0	0	0	0	0	0
54	Kratie	Kratie	10	10	0	0	10	0
		Total	10	10	0	0	10	0
55	Stung Treng	Stung Treng	2	2	0	0	2	0
		Total	2	2	0	0	2	0
56	Mondulkiri	Sen Monorom	4	4	0	0	4	0
		Total	4	4	0	0	4	0
57	Ratanakiri	Ban Lung	7	7	0	0	7	0
		Total	7	7	0	0	7	0
		Total	1103	1073	28	2	1055	18
				97.28 %	2.54 %	0.18 %	98.32 %	1.68 %

Phnom Penh 14 October, 2022



Seen and Approved by:
NCHADS Director

Dr. Ouk Vichea

Checked by:
Chief of Technical Bureau

Dr. Kim Buna

Verified by:
Deputy Head of Technical Bureau

Dr. Kaoeun Chetra

Prepared by:
B-IACM Team

Mr. LY Sokny