



National Center for HIV/AIDS, Dermatology and STDs (NCHADS)

របាយការណ៍ប្រចាំត្រីមាស  
ស្តីពីការគ្រប់គ្រងករណីអេដស៍សកម្ម  
ប្រចាំត្រីមាសទី ២ ឆ្នាំ ២០២២

B-IACM Quarterly Report,  
Q2, 2022

## I. Introduction:

Boosted Integrated Active Case Management, (B-IACM) has been a cornerstone strategy for the national HIV program. With the objective of B-IACM to leverage existing strategies and approaches for case detection, immediate ART enrolment and retention in HIV care to achieve the global 95-95-95 targets by 2025.

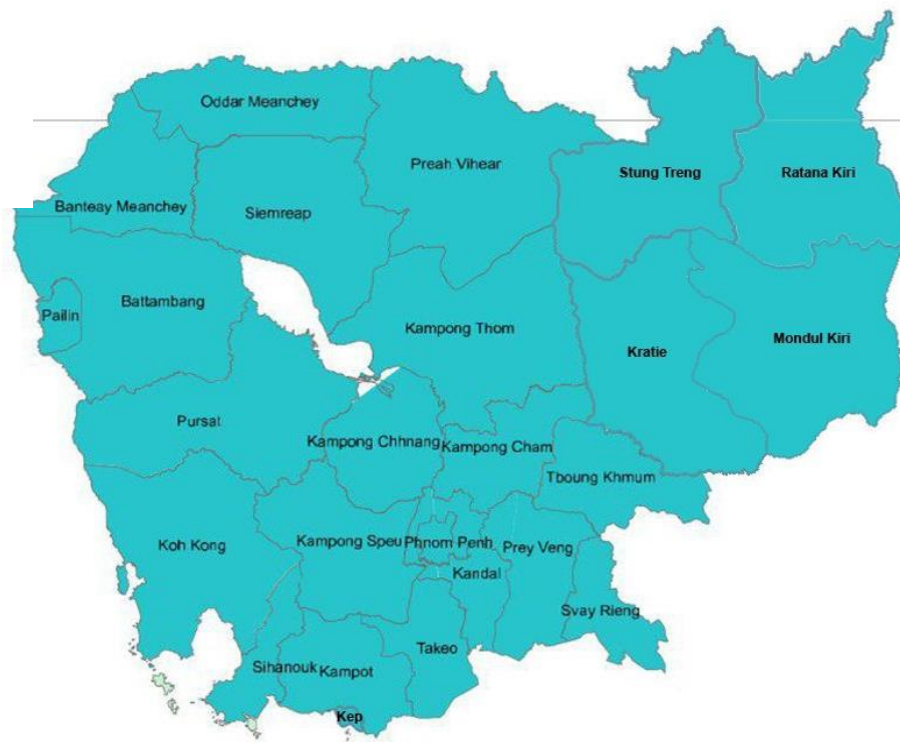
B-IACM was initiated in 2014 in Siem Reap and Battambang provinces and scaled up to 25 provinces (60 operational districts) by June, 2022.

The Group of Champion (GoC), has play very important role in coordinating and networking for implementation of Boosted Integrated Active Case Management. (B-IACM) As the member of GoC, the Case Management Coordinator (CMC) and Case Management Assistant (CMA), have actively work in routine for collecting data and record in database.

## II. B-IACM Coverage.

The B-IACM coverage is in 25 provinces (60 ODs included new sites, but data not yet available: Batay OD, Bakan OD and Kravanh OD)

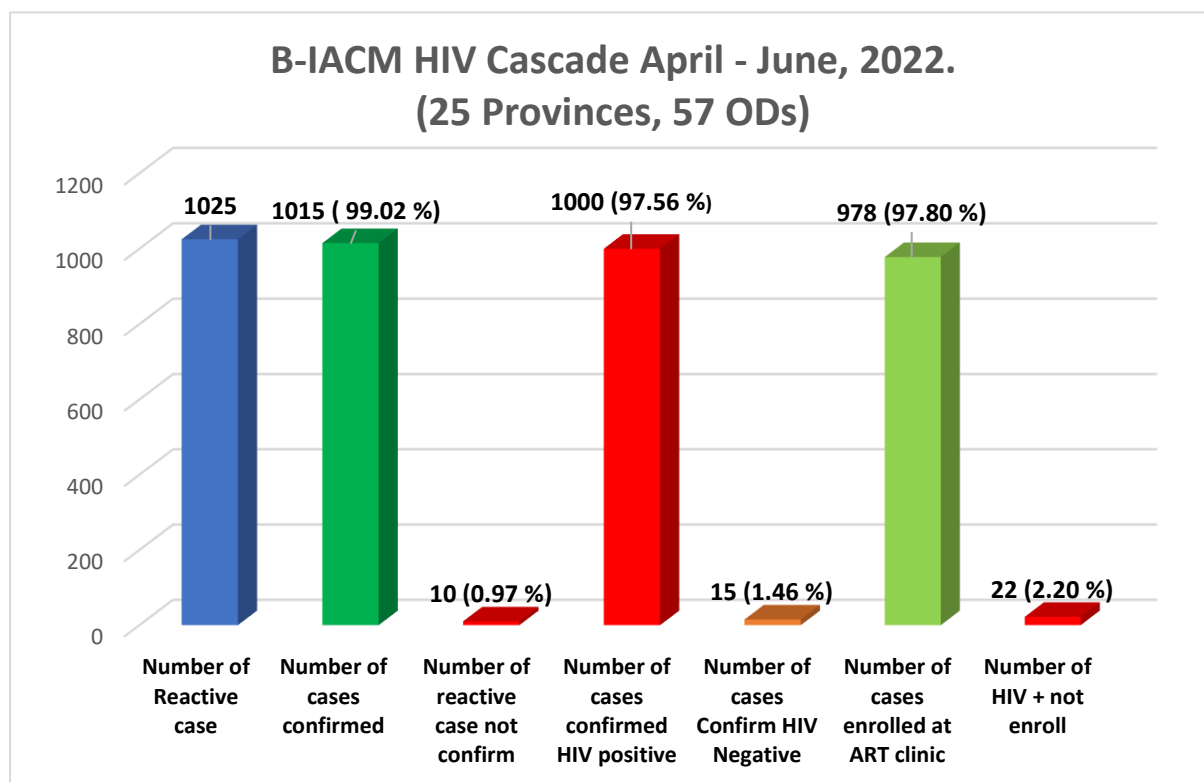
2022  
25 Provinces  
(60 ODs)



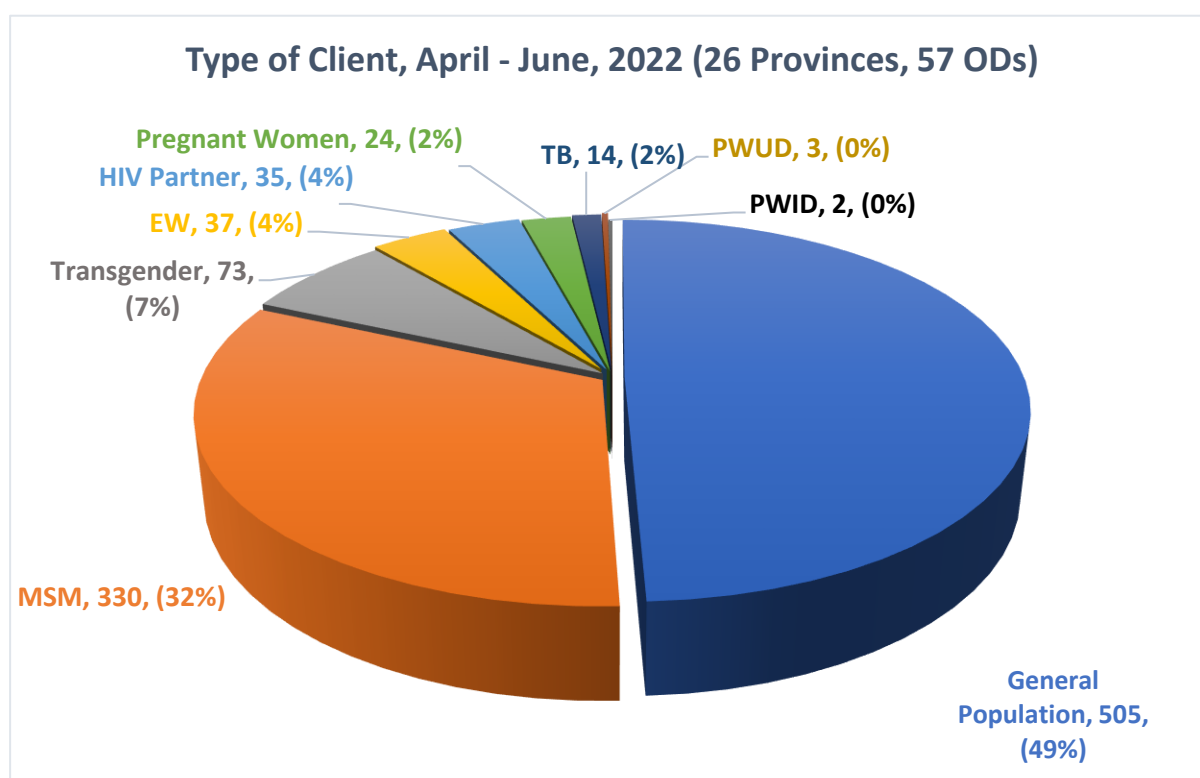
## III. Program Achievement.

The B-IACM HIV cascade of quarter 2 from April to June, 2022. Based on data send by CMCs, (Case Management Coordinator), CMAs, (Case Management Assistant) from 25 provinces (57

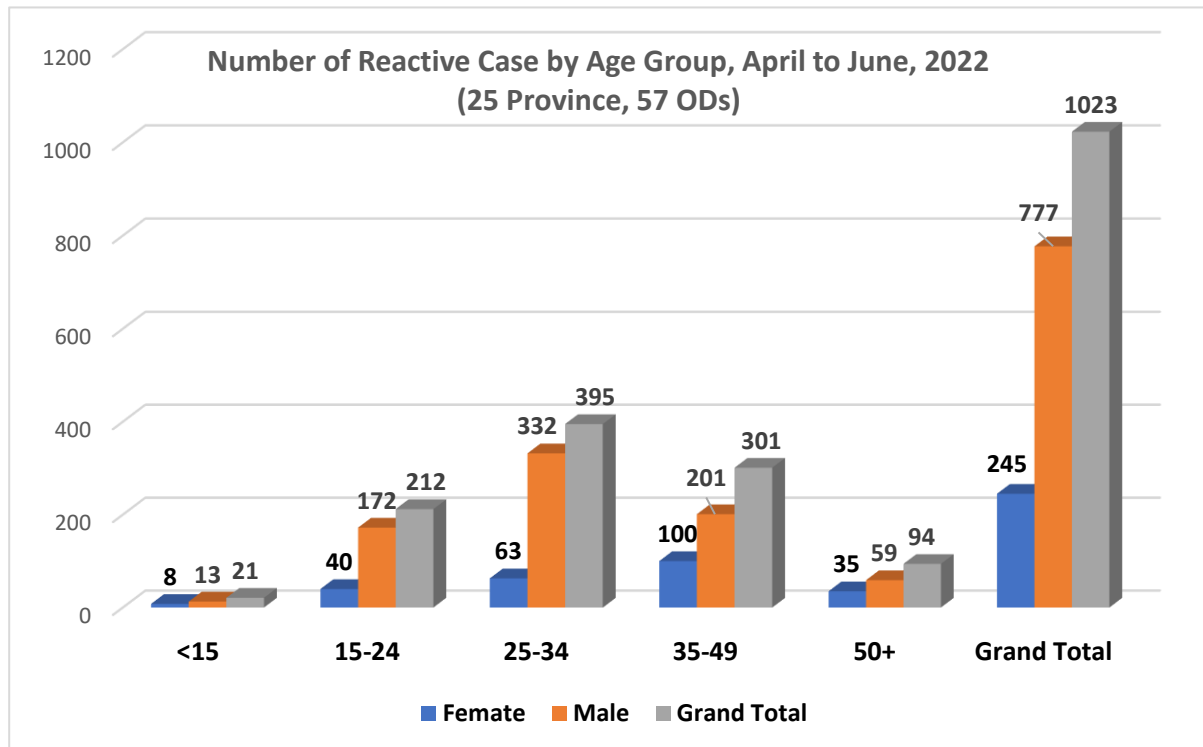
ODs), There were **1025** of new HIV cases detected (new reactive cases) during this quarterly report covering period from **1 April to June, 2022**. Among those reactive cases, **1015 (99.02 %)** cases have come for the confirmatory test with positive result at VCCT were **1,000 (97,56 %)** and There were **978 (97,80 %)** HIV patients enrolled at ART services.



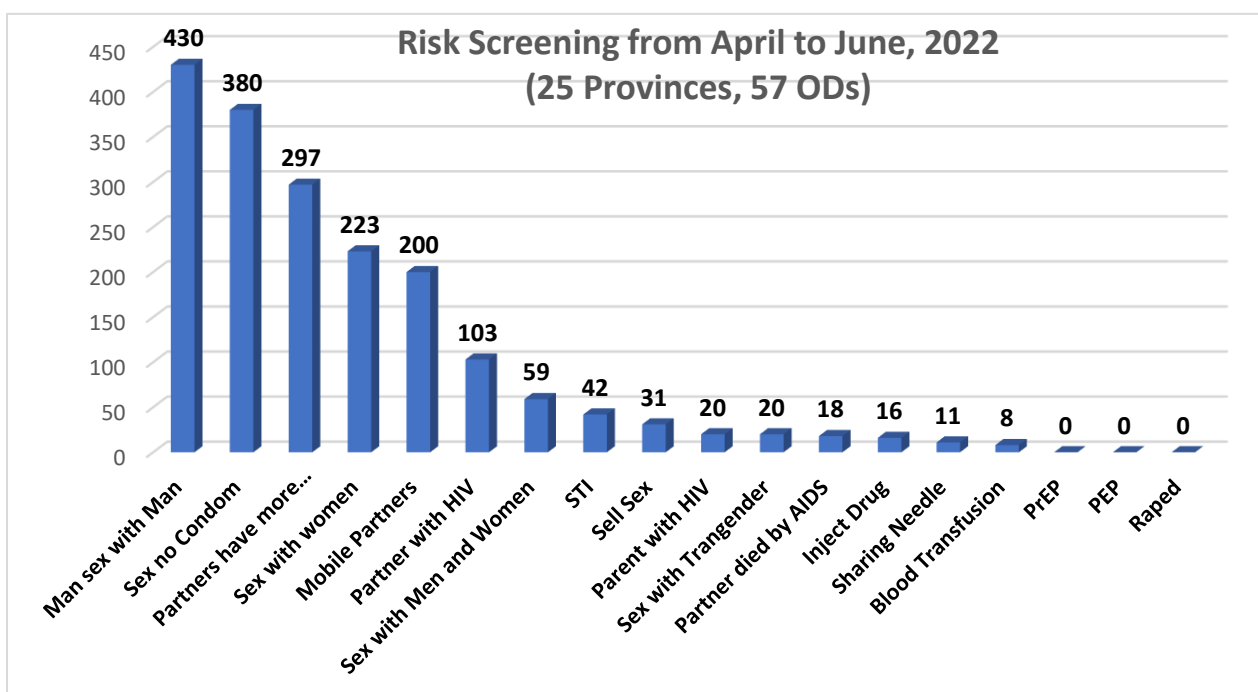
The chart below is the Reactive Cases classified by Client Type. The among of **1025** with a reactive result, of **49 % (N= 505)** were a general population, follow by MSM is **32 % (N= 330)** followed by TG: **7 % (N= 73)**, Entertainment Worker: **4 % (N= 37)**, HIV partners: **4 % (N= 36)**, Pregnant Woman: **2 % (N=23)**, TB patient: **2 % (N= 14)**, PWUP: **0 % (N= 3)** and PWIP: **0 % (N= 2)**.



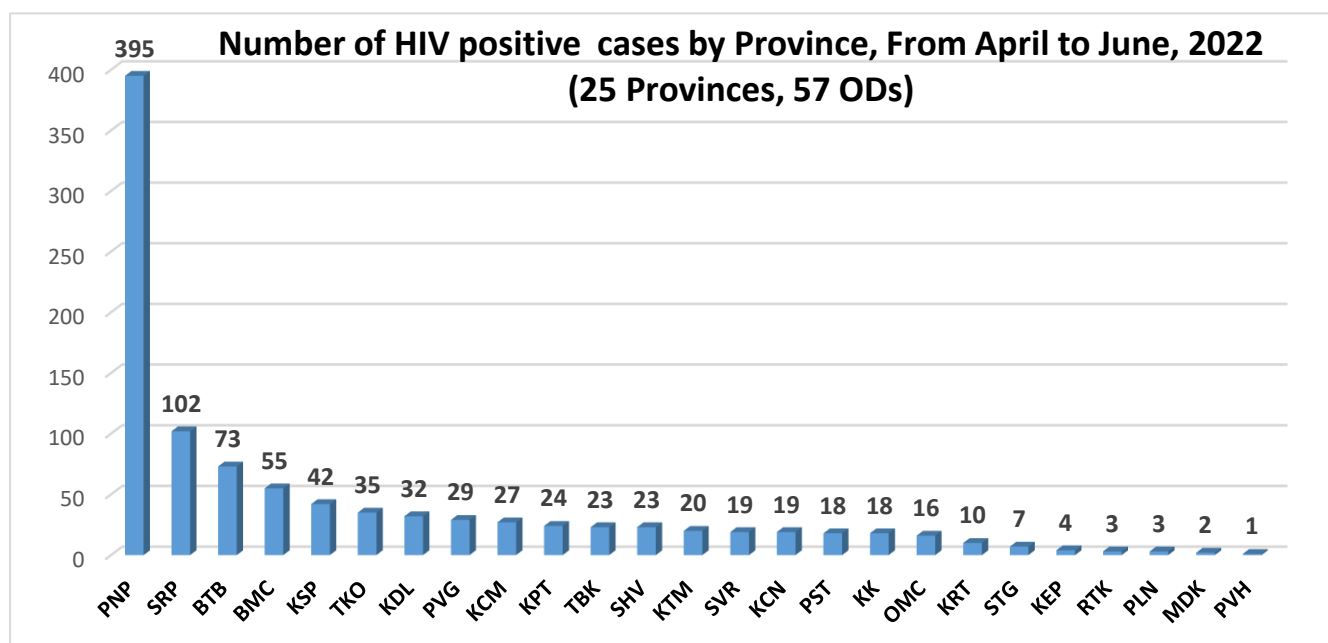
The chart below shows the number of HIV Reactive Case classified by age group , from less than <15, and 15-24, 25-34, 35-49 and 50 plus. Data from April – June, 2022 in 25 provinces. (57 ODs)



With Among the Risk Screening of reactive group, we found that clients have experienced with risk behavior for man who have sex with man (MSM), Those who sex not using condom, mobile partners and their partner have more multiple partners, experienced sex with women, partners have HIV and STIs, were among the top risk of risk behavior screening.



The chart shows the number of HIV positive case among the 25 provinces,(57 ODs) from April to June 2022. The Phnom Penh is the highest number of HIV positive cases, following by Siem Reap, Battambang, Banteay Meanchey, Kampong Speu, Takeo, Kandal ..etc. and Preah Vihear has only one HIV positive case in this quarter.



#### Training.

In this quarter, B-IACM Team had conducted the refresher training to refresh and build capacity of CMC and CMC and relevant key stakeholders .. The training had followed strictly the instruction of MoH for control and prevention the Covit 19:

- 23-24/06/2022. "Refresher Training on B-IACM Database Tools. PHD Kampot, Kampot Province. 45 participants, with comprised of PASP, CMC and CMA, from 12 provinces with 29 ODs. Takeo, Battambang, Kampong Cham, Kampong Speu, Prey Veng, Pursat, Kampong Chhnang, Phnom Penh, Sihanouk Ville, Siem Reap, Kampot and Pailin.

#### IV. Challenges.

Although all activities have been implemented and achieved in this quarter, some issues have hampered the implementation of this strategy, including

- The B-IACM has been scaling up covering the national wide in 25 provinces with 56 to 60 ODs, but GFATM grant 2021-2023 did not approved for B-IACM/P4R activities.
- Computers are very essential for database and data entry. Some of the OD sites, the computers are old which it is run slow and do not support with new version of B-IACM Database and there are not available computers in the new sites, especially in 9 new site provinces, Kep, Kratie, Stung Treng, Rattanakiri, Mondulkiri, Bateay, KCM, Kampong Tralach, KCN, Kakan and Kravanh in Pursat.

## V. Moving forward.

The B-IACM Team will be ongoing to provide technical support as indicated in the following:

- Provide technical support to selected ODs especially new sites. (Batay, Bakan, Kravanh and Kampong Tralach ODs and low performance sites.
- Conduct the B-IACM Annual Meeting for review the progression of B-IACM implementation and Refresher training on B-IACM database and tool.
- Provide technical support and coordination work with Group of Champion (GoC) for effectively coordinating on B-IACM Implementation.
- Provide ongoing on-site coaching by field trips, phone call or online to CMCs, CMAs (new and old sites) on how to perform data entry corrected and effectively and timely.



Seen and Approved

Dr. Ouk Vichea  
Director of NCHADS

Checked by

Dr. Ngauv Bora  
Head of Technical Bureau

Verified by

Dr. Kaeoun Chetra  
Deputy Head Technical of Bureau

Date 25 July 2022

Prepared by

Mr. KONG Udom  
B-IACM National Coordinator

National Center for HIV/AIDS,  
Dermatology and STD

\*\*\*\*\*

**របាយការណ៍ប្រចាំត្រីមាស ស្តីពីការគ្រប់គ្រងករណីអេដស៍សកម្ម**

(B-IACM Quarterly report)

Quarter:		2		Year:		2022		
Nº	Province	OD Name	Indicators					
			Number of Reactive case	Number of cases confirmed HIV positive	Number of cases Confirm HIV Negative	Number of reactive case not confirm	Number of cases enrolled at ART clinic	Number of HIV + not enroll
1	Battambang	Battambang	48	47	1	0	42	5
2		Sangke	4	2	2	0	2	0
3		Mongressey	6	6	0	0	6	0
4		Thmor Kol	11	11	0	0	11	0
5		Sampov Loun	9	7	0	2	7	0
		Total	78	73	3	2	68	5
6	Kampong Cham	Kampong Cham	16	16	0	0	16	0
7		Choeung Prey	6	6	0	0	5	1
8		Chamka Leu	3	3	0	0	3	0
9		Srey Santhor	2	2	0	0	2	0
		Total	27	27	0	0	26	1
10	Pailin	Pailin	3	3	0	0	3	0
		Total	3	3	0	0	3	0
11	Siem Reap	Siem Reap&AKC	92	88	4	0	87	1
12		South Nikom	12	12	0	0	12	0
13		Kralanh	2	2	0	0	2	0
		Total	106	102	4	0	101	1
14	Oddor Meanchey	Samrong	7	7	0	0	6	1
15		Anlong Veng	9	9	0	0	9	0
		Total	16	16	0	0	15	1
16		Chaktomok	169	164	3	2	159	5



17	Phnom Penh	Pursenchey	37	37	0	0	37	0
18		Mekong	125	120	3	2	119	1
19		Dangkor	15	15	0	0	15	0
20		Bassac	59	59	0	0	59	0
		<b>Total</b>	<b>405</b>	<b>395</b>	<b>6</b>	<b>4</b>	<b>389</b>	<b>6</b>
21	Banteaymeanchey	Mongkul borey	32	29	1	2	29	0
22		Poi Pet	24	24	0	0	22	2
23		Thmor Pouk	2	2	0	0	2	0
24		Phrehnet Phreah	0	0	0	0	0	0
		<b>Total</b>	<b>58</b>	<b>55</b>	<b>1</b>	<b>2</b>	<b>53</b>	<b>2</b>
25	Pursat	Sampov Meas	18	18	0	0	17	1
		<b>Total</b>	<b>18</b>	<b>18</b>	<b>0</b>	<b>0</b>	<b>17</b>	<b>1</b>
26	Sihanouk Ville	Sihanouk	23	23	0	0	23	0
		<b>Total</b>	<b>23</b>	<b>23</b>	<b>0</b>	<b>0</b>	<b>23</b>	<b>0</b>
27	Kampong Thom	Kampong Thom	14	14	0	0	14	0
28		Baray	6	6	0	0	6	0
		<b>Total</b>	<b>20</b>	<b>20</b>	<b>0</b>	<b>0</b>	<b>20</b>	<b>0</b>
29	Kampong Speu	Kampong Speu	24	24	0	0	24	0
30		Kong Pisey	11	11	0	0	11	0
31		Odong	7	7	0	0	7	0
		<b>Total</b>	<b>42</b>	<b>42</b>	<b>0</b>	<b>0</b>	<b>42</b>	<b>0</b>
32	Kampot	Kampot	15	15	0	0	15	0
33		Kampong Trach	9	9	0	0	9	0
		<b>Total</b>	<b>24</b>	<b>24</b>	<b>0</b>	<b>0</b>	<b>24</b>	<b>0</b>
34	Takeo	Daunkeo	27	27	0	0	24	3
35		Kirivong	3	3	0	0	2	1
36		Angrokar	4	4	0	0	4	0
37		Preykabas	1	1	0	0	1	0
		<b>Total</b>	<b>35</b>	<b>35</b>	<b>0</b>	<b>0</b>	<b>31</b>	<b>4</b>
38	Koh Kong	Smach Mean Chey	17	17	0	0	17	0
39		Sre Ambel	2	1	0	1	1	0
		<b>Total</b>	<b>19</b>	<b>18</b>	<b>0</b>	<b>1</b>	<b>18</b>	<b>0</b>
40	Kandal	Kien Svay	3	3	0	0	3	0
41		Koh Thom	4	4	0	0	4	0
42		Chey Chumneah	25	25	0	0	25	0
		<b>Total</b>	<b>32</b>	<b>32</b>	<b>0</b>	<b>0</b>	<b>32</b>	<b>0</b>
43	Kampong Chhnang	OD Kg Chhnang	18	17	1	0	17	0
44		OD Kg Tralach	2	2	0	0	2	0



		Total	20	19	1	0	19	0
45	Preah Vihear	OD Tbeng Meanchey	1	1	0	0	1	0
		Total	1	1	0	0	1	0
46	Svay Rieng	OD Svay Rieng	18	18	0	0	17	1
47		OD RomeasHek	1	1	0	0	1	0
		Total	19	19	0	0	18	1
48	Tbong Khmum	OD Suang	20	20	0	0	20	0
49		OD Memut	3	3	0	0	3	0
		Total	23	23	0	0	23	0
50	Prey Veng	OD Prey Veng	13	13	0	0	13	0
51		OD Pea Reang	1	1	0	0	1	0
52		OD Peam Ror	15	15	0	0	15	0
		Total	29	29	0	0	29	0
53	Kep	OD Kep	4	4	0	0	4	0
		Total	4	4	0	0	4	0
54	Kratie	OD Kratie	11	10	0	1	10	0
		Total	11	10	0	1	10	0
55	Stung Treng	OD Stung Treng	7	7	0	0	7	0
		Total	7	7	0	0	7	0
56	Mondulkiri	OD Sen Monorom	2	2	0	0	2	0
		Total	2	2	0	0	2	0
57	Ratanakiri	OD Ban Lung	3	3	0	0	3	0
		Total	3	3	0	0	3	0
		Total	1025	1000	15	10	978	22
				97.56 %	1.46 %	0.98 %	97.80 %	2.20 %


Phnom Penh 18 July, 2022

Seen and Approved by:  
NCHADS Director



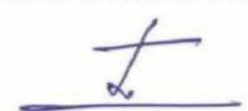
Dr. Ouk Vichea

Checked by:  
Head of Technical Bureau




Dr. Ngauv Bora

Verified by:  
Deputy Head of Technical Bureau



Dr. Kaoeun Chetra

Prepared by:  
B-IACM Team



Mr. LY Sokny