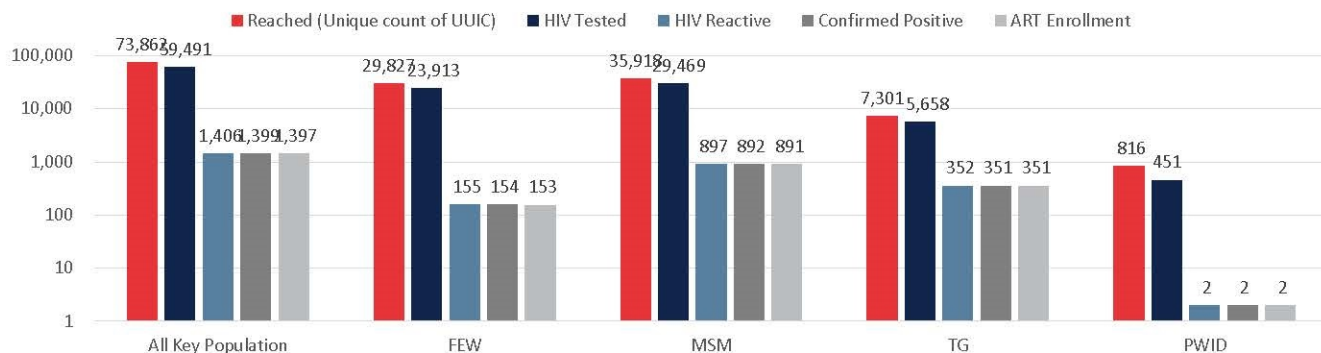


National Center for HIV/AIDS, Dermatology and STD

Quarterly Report on Boosted CoPCT for Key Populations

Total provinces:	19	Operational districts:	59
Implementing partners:	AHF, FI (MSL, KS), KHANA (CWPD, MHC), RHAC (MHC, MHSS, WOMEN)		
Year:	2021	Quarter:	(Jan-Dec)

A. HIV cascade for among key populations




B. Overall achievements


No.	Indicator	Number of Key Populations				TOTAL	
		FEW	MSM	TG	PWID		
A	Total number of key populations in last 6 month	29,836	35,957	7,324	817	73,934	
B	Number of Key Population reached through the HIV intervention program	29,827	35,918	7,301	816	73,862	
B1	Number of Key Population reached by Modalities	Physical outreach	27,410	31,861	6,230	816	66,317
		Virtual outreach	17,860	23,167	5,071	-	46,098
		PDI+	307	1,846	314	-	2,467
		Mobile Testing	780	1,460	381	-	2,621
C2	Number of Key Populations who were tested for HIV	23,913	29,469	5,658	451	59,491	
C2	Number of Key Populations who were tested by Modalities	Physical outreach	22,694	26,258	4,991	451	54,394
		Virtual outreach	1,249	2,609	439	-	4,297
		PDI+	307	1,828	311	-	2,446
		Mobile Testing	780	1,189	252	-	2,221
C3	Number of Key Populations who have HIV reactive result	155	897	352	2	1,406	
C3	Number of Key Populations who have HIV reactive result by Modalities	Physical outreach	131	560	205	2	898
		Virtual outreach	11	242	89	-	342
		PDI+	6	64	38	-	108
		Mobile Testing	7	31	20	-	58
C5	Number of Key Populations who have HIV positive result	154	892	351	2	1,399	
C6	Number of Key Populations who received ART services	153	891	351	2	1,397	
C7	Number of Key Populations who were tested for Syphilis through finger prick	22,892	28,935	5,409	302	57,538	
C8	Number of Key Populations who have Syphilis reactive result through finger prick	409	641	317	-	1,367	
C9	Number of Key Populations who received Syphilis treatment	313	639	288	-	1,240	
C. Age distribution among key populations who were tested for HIV		23,913	29,469	5,658	451	59,491	
	15 – 24 years	8,553	9,805	1,522	20	19,900	
	25 – 34 years	11,731	16,514	3,411	150	31,806	
	35 – 44 years	3,290	2,892	664	212	7,058	
	45+ years	339	258	61	69	727	
D. Age distribution among key populations who have HIV reactive result		155	897	352	2	1,406	
	15 – 24 years	29	234	107	-	370	
	25 – 34 years	43	474	205	2	724	
	35 – 44 years	68	153	31	-	252	
	45+ years	14	29	8	-	51	

Phnom Penh , 09 Feb 2022


Seen and Approved by:
NCHADS Director


Dr. Ouk Vichea

Seen by
NCHADS Deputy Director


Dr. Lan Vanseng

Reviewed by
Head of Technical Bureau


Dr. Ngauv Bora

Checked by
Chief of BCC Unit


Dr. Tep Samnang

Prepared by
Data Management Officer


Ms. Lanh Chakrya

National Center for HIV/AIDS Dermatology and STD
Quarterly Report on Boosted CoPCT for Female entertainment worker (FEW)

Total provinces:	14	Total operational districts:	47
Implementing partners:	KHANA (CWPD, MHC), RHAC (MHC, MHSSWOMEN), AHF		
Year:	2021	Quarter:	(Jan-Dec)

Province	HIV cascade					Age group among tested for HIV test				Age group among tested for HIV reactive				Syphilis test	
	Reached	Tested	Reactive	Positive	ART enrolled	15 – 24 years	25 – 34 years	35 – 44 years	≥45 years	15 – 24 years	25 – 34 years	35 – 44 years	≥45 years	Tested	Reactive
NORTHERN ZONE	9,220	8,608	84	83	83	2,819	4,611	1,087	91	13	18	39	13	8,604	207
Banteay Meanchey	1,923	1,880	30	30	30	662	957	245	16	4	5	18	3	1,880	26
Battambang	910	773	9	9	9	334	350	84	5	1	1	6	-	773	36
Kampong Chhnang	705	634	3	3	3	256	313	58	7	-	2	1	-	634	3
Pailin	814	787	10	10	10	174	511	94	8	2	2	4	2	787	-
Kampong Thom	814	787	10	10	10	174	511	94	8	2	2	4	2	787	-
Mondul Kiri	86	86	1	1	1	32	38	15	1	-	1	-	-	86	-
Oddor Meanchey	-	-	-	-	-	-	-	-	-	-	-	-	-	-	-
Pursat	878	710	6	6	6	351	270	79	10	1	1	1	3	710	35
Preah Vihear	-	-	-	-	-	-	-	-	-	-	-	-	-	-	-
Ratanak Kiri	-	-	-	-	-	-	-	-	-	-	-	-	-	-	-
Siem Reap	3,036	2,897	15	14	14	825	1,627	409	36	3	4	5	3	2,893	107
Steung Treng	54	54	1	1	1	11	34	9	-	-	1	-	-	54	-
SOUTHERN ZONE	18,753	13,484	57	57	56	4,845	6,551	1,867	221	16	18	22	1	12,466	188
Takeo	-	-	-	-	-	-	-	-	-	-	-	-	-	-	-
Kampong Cham	-	-	-	-	-	-	-	-	-	-	-	-	-	-	-
Kampong Speu	-	-	-	-	-	-	-	-	-	-	-	-	-	-	-
Kandal	574	474	2	2	2	158	237	73	6	1	-	1	-	473	8
Koh Kong	-	-	-	-	-	-	-	-	-	-	-	-	-	-	-
Phnom Penh	16,234	11,535	46	46	46	3,996	5,761	1,638	140	13	15	17	1	10,663	117
Preah Sihanouk	866	800	4	4	3	403	243	84	70	-	2	2	-	783	27
Prey Veng	950	546	3	3	3	257	219	65	5	1	1	1	-	546	36
Tboung Khmum	-	-	-	-	-	-	-	-	-	-	-	-	-	-	-
Svay Rieng	129	129	2	2	2	31	91	7	-	1	-	1	-	1	-
TOTAL	27,973	22,092	141	140	139	7,664	11,162	2,954	312	29	36	61	14	21,070	395

National Center for HIV/AIDS Dermatology and STD

Quarterly Report on Boosted CoPCT for Men who sex with men (MSM)

Total provinces:	18	Total operational districts:	51
Implementing partners:	KHANA (CWPDP, MHC), RHAC (MHC, MHSSWOMEN), AHF		
Year:	2021	Quarter:	(Jan-Dec)

Province	HIV cascade					Age group among tested for HIV test				Age group among tested for HIV reactive				Syphilis test	
	Reached	Tested	Reactive	Positive	ART enrolled	15 – 24 years	25 – 34 years	35 – 44 years	≥45 years	15 – 24 years	25 – 34 years	35 – 44 years	≥45 years	Tested	Reactive
NORTHERN ZONE	14,717	13,881	370	366	366	5,061	7,121	1,564	136	83	192	74	18	13,841	301
Banteay Meanchey	3,972	3,812	94	94	94	1,485	1,954	339	34	20	49	18	7	3,805	27
Battambang	4,016	3,788	100	101	101	1,147	2,186	441	14	18	54	24	3	3,763	98
Kampong Chhnang	903	882	33	33	33	587	201	86	8	7	16	8	1	882	30
Pailin	715	693	8	8	8	327	298	62	6	-	7	-	1	693	5
Kampong Thom	865	831	23	23	23	171	504	148	8	6	8	5	4	831	7
Mondul Kiri	23	23	2	2	2	10	10	3	1	1	1	-	-	23	-
Oddor Meanchey	697	688	3	3	3	278	265	128	17	2	-	1	-	688	7
Pursat	1,352	1,283	28	28	28	416	699	144	24	5	17	6	-	1,283	27
Preah Vihear	-	-	-	-	-	-	-	-	-	-	-	-	-	-	-
Ratanak Kiri	-	-	-	-	-	-	-	-	-	-	-	-	-	-	-
Siem Reap	2,165	1,872	79	74	74	640	1,001	207	24	24	40	12	2	1,864	100
Steung Treng	9	9	-	-	-	-	3	6	-	-	-	-	-	9	-
SOUTHERN ZONE	21,234	15,604	527	525	523	4,745	9,400	1,336	123	151	283	80	11	15,109	340
Takeo	2,445	2,009	42	40	40	1,009	977	21	2	18	19	5	-	2,009	17
Kampong Cham	1,718	1,207	10	10	10	442	671	86	8	3	6	1	-	1,173	19
Kampong Speu	1,459	759	23	23	23	220	462	60	17	5	10	8	-	753	5
Kandal	2,415	1,623	21	21	21	506	857	248	12	2	14	4	1	1,603	14
Koh Kong	-	-	-	-	-	-	-	-	-	-	-	-	-	-	-
Phnom Penh	10,100	7,840	374	376	374	1,887	5,167	729	57	104	210	52	6	7,448	258
Preah Sihanouk	705	464	23	22	22	110	280	71	3	7	11	4	1	452	12
Prey Veng	1,095	699	22	22	22	325	333	35	6	4	10	5	3	699	5
Tboung Khmum	1,265	971	9	8	8	238	634	83	16	5	3	1	-	971	10
Svay Rieng	32	32	3	3	3	8	19	3	2	3	-	-	-	1	-
TOTAL	35,951	29,485	897	891	889	9,806	16,521	2,900	259	234	475	154	29	28,950	641

National Center for HIV/AIDS Dermatology and STD
Quarterly Report on Boosted CoPCT for Trangender (TG)

Total provinces:	16	Total operational districts:	48
Implementing partners:	KHANA (CWPD, MHC), RHAC (MHC, MHSSWOMEN), AHF		
Year:	2021	Quarter:	(Jan-Dec)

Province	HIV cascade					Age group among tested for HIV test				Age group among tested for HIV reactive				Syphilis test	
	Reached	Tested	Reactive	Positive	ART enrolled	15 – 24 years	25 – 34 years	35 – 44 years	≥45 years	15 – 24 years	25 – 34 years	35 – 44 years	≥45 years	Tested	Reactive
NORTHERN ZONE	1,874	1,722	62	60	60	411	1,019	258	34	17	38	5	2	1,713	113
Banteay Meanchey	624	592	23	22	22	143	350	85	14	6	13	3	1	591	13
Battambang	465	437	16	17	17	64	285	85	3	4	11	1	-	433	16
Kampong Chhnang	41	38	3	3	3	4	19	14	1	-	3	-	-	38	6
Pailin	-	-	-	-	-	-	-	-	-	-	-	-	-	-	-
Kampong Thom	59	56	2	2	2	13	36	7	-	1	1	-	-	56	-
Oddor Meanchey	39	35	1	1	1	10	21	1	3	-	-	-	1	35	-
Pursat	50	44	1	1	1	8	32	4	-	-	1	-	-	44	3
Preah Vihear	-	-	-	-	-	-	-	-	-	-	-	-	-	-	-
Ratanak Kiri	-	-	-	-	-	-	-	-	-	-	-	-	-	-	-
Siem Reap	596	520	16	14	14	169	276	62	13	6	9	1	-	516	75
SOUTHERN ZONE	5,432	3,938	289	290	290	1,111	2,394	406	27	89	167	26	6	3,697	204
Takeo	47	45	3	3	3	25	19	1	-	1	2	-	-	45	1
Kampong Cham	224	154	6	6	6	26	113	15	-	-	6	-	-	152	5
Kampong Speu	269	121	6	6	6	48	63	9	1	2	4	-	-	112	6
Kandal	745	524	11	11	11	144	313	60	7	3	4	3	1	516	12
Koh Kong	-	-	-	-	-	-	-	-	-	-	-	-	-	-	-
Phnom Penh	3,514	2,632	248	249	249	755	1,617	246	14	78	145	21	4	2,434	168
Preah Sihanouk	292	205	12	12	12	41	110	52	2	5	4	1	1	201	7
Prey Veng	116	79	1	1	1	22	44	11	2	-	-	1	-	79	-
Tboung Khmum	205	158	2	2	2	40	105	12	1	-	2	-	-	158	5
Svay Rieng	20	20	-	-	-	10	10	-	-	-	-	-	-	-	-
TOTAL	7,306	5,660	351	350	350	1,522	3,413	664	61	106	205	31	8	5,410	317

National Center for HIV/AIDS Dermatology and STD

Quarterly Report on Boosted CoPCT for Key Populations

Total provinces:	1	Total operational districts:	6
Implementing partners:	Friends International (Korsang and Mith Samlanh)		
Year:	2021	Quarter:	(Jan-Dec)

Province	HIV cascade					Age group among tested for HIV test				Age group among tested for HIV reactive				Syphilis test	
	Reached	Tested	Reactive	Positive	ART enrolled	15 – 24 years	25 – 34 years	35 – 44 years	≥45 years	15 – 24 years	25 – 34 years	35 – 44 years	≥45 years	Tested	Reactive
Phnom Penh	816	451	2	2	2	20	150	212	69	-	2	-	-	302	-
TOTAL	816	451	2	2	2	20	150	212	69	-	2	-	-	302	-