

មជ្ឈមណ្ឌលជាតិប្រយុទ្ធនឹងជំងឺអេដស៍ សើស្បែក និងកាមរោគ

National Center for HIV/AIDS Dermatology and STD

\*\*\*\*\*

របាយការណ៍ប្រចាំត្រីមាសស្តីពីការព្យាបាលអ្នកជំងឺ HIV/AIDS និង HCV-HIV Co-Infection

Quarterly Report on HIV/AIDS and HCV-HIV Co-Infection

សរុបចំនួនខេត្ត-ក្រុង (Total Provinces/Cities)		25				
សរុបចំនួនសេវាព្យាបាល (Total Pre-ART/ART sites)		71 (Pediatric = 41)				
ឆ្នាំ (Year) 2022		ត្រីមាសទី (Quarter)		1		
ប្រភេទ (Category)		អាយុ (Age)	ភេទ (Sex)		សរុប Total	
			ប្រុស Male	ស្រី Female		
ចំនួនអ្នកជំងឺសកម្មទាំងអស់ ទទួលបានការព្យាបាលរហូត ដល់ចុងត្រីមាសមុន (Number of All active patients at the end of preceding quarter)	អ្នកជំងឺសកម្ម Pre-ART ទាំងអស់ (Active Pre-ART)	0 - 14	4	2	6	
		>14	26	19	45	
	អ្នកជំងឺសកម្ម ART ទាំងអស់ (Active-ART)	0 - 14	850	848	1,698	
		>14	30,212	31,133	61,345	
<b>សរុប Total</b>			<b>31,092</b>	<b>32,002</b>	<b>63,094</b>	
ចំនួនអ្នកជំងឺថ្មីដែលបានចុះឈ្មោះទទួលបានការព្យាបាលក្នុងត្រីមាសនេះ (Number of New patients registered during this quarter)		0 - 14	6	9	15	
		>14	801	248	1,049	
		<b>សរុប Total</b>	<b>807</b>	<b>257</b>	<b>1,064</b>	
ចំនួនអ្នកជំងឺ Pre-ART ដែលបានធ្វើតេស្តរកមេរោគសារឡើងវិញ ក្នុងត្រីមាសនេះ (Number of Pre-ART patients Re-Tested for HIV during this quarter)		0 - 14	0	0	0	
		>14	103	33	136	
ចំនួនអ្នកជំងឺដែលបោះបង់ សេវា ហើយត្រឡប់មកវិញក្នុងត្រីមាសនេះ (Number of Lost to Follow Up patients who return in this quarter)	អ្នកជំងឺ Pre-ART (Pre-ART patients)	0 - 14	0	0	0	
		>14	4	3	7	
	អ្នកជំងឺ ART (ART patients)	0 - 14	9	8	17	
		>14	126	129	255	
<b>សរុប Total</b>			<b>139</b>	<b>140</b>	<b>279</b>	
ចំនួនអ្នកជំងឺដែលចាប់ផ្តើមព្យាបាលដោយឱសថ ARV នៅក្នុងត្រីមាសនេះ (Number of patients newly started ART during this quarter)		0 - 14	6	8	14	
		>14	796	247	1,043	
		<b>សរុប Total</b>	<b>802</b>	<b>255</b>	<b>1,057</b>	
ចំនួនអ្នកជំងឺដែលបានបញ្ជូនចូល នៅក្នុងត្រីមាសនេះ (Number of Patients transferred in during this quarter)		0 - 14	4	2	6	
		>14	168	155	323	
		<b>សរុប Total</b>	<b>172</b>	<b>157</b>	<b>329</b>	
ចំនួនអ្នកជំងឺដែលចាកចេញពី ការព្យាបាល ក្នុងត្រីមាសនេះ (Number of patients who left Care during quarter)	លទ្ធផលតេស្តសារឡើងវិញ អវិជ្ជមាន (HIV Re-Tested Negative)		0 - 14	0	0	0
			>14	0	0	0
	បញ្ជូនចេញ (Transferred Out)		0 - 14	58	51	109
			>14	135	102	237
	លះបង់ការព្យាបាល (Lost to Follow Up)	អ្នកជំងឺ Pre-ART (Pre-ART patients)	0 - 14	1	0	1
			>14	4	1	5
		អ្នកជំងឺ ART (ART patients)	0 - 14	13	11	24
			>14	402	302	704
	ស្លាប់ (Died)	អ្នកជំងឺ Pre-ART (Pre-ART patients)	0 - 14	0	0	0
			>14	0	4	4
អ្នកជំងឺ ART (ART patients)		0 - 14	2	0	2	
		>14	117	80	197	
<b>សរុបអ្នកជំងឺដែលចាកចេញពីការព្យាបាលទាំងអស់</b>			<b>732</b>	<b>551</b>	<b>1283</b>	

F

ចំនួនអ្នកជំងឺសកម្មទាំងអស់ ដែលកំពុងទទួលបានការ ព្យាបាលរហូតដល់ចុង ត្រីមាសនេះ  (Number of All active patients at the end of this quarter)	អ្នកជំងឺសកម្ម Pre-ART ទាំងអស់ (Active Pre-ART)	0 - 14	3	3	6
		>14	31	18	49
	អ្នកជំងឺសកម្ម ART ទាំងអស់ (Active ART)	0 - 14	796	804	1,600
		>14	30,648	31,180	61,828
<b>សរុប Total</b>			<b>31,478</b>	<b>32,005</b>	<b>63,483</b>

G

ចំនួនអ្នកជំងឺទាំងអស់ដែលទទួលបានការអប់រំអំពីការបង្ការជាវិជ្ជមាន ក្នុងត្រីមាសនេះ (Number of patients receiving education on positive prevention during this quarter)	0 - 14	0	1	1
	>14	23,121	22,852	45,973

ចំនួនអ្នកជំងឺដែលបានពិនិត្យសុខភាពរករោគសញ្ញាជំងឺរបេង ក្នុងត្រីមាសនេះ (Number of patients who have been screened for TB Symptom during this quarter)	0 - 14	មាន (+)	0	0	0
		គ្មាន (-)	425	419	844
	>14	មាន (+)	35	15	50
		គ្មាន (-)	23,222	23,508	46,730

ចំនួនអ្នកជំងឺដែលបានចាប់ផ្តើមព្យាបាលបង្ការដោយ INH (Started IPT) ក្នុងត្រីមាសនេះ (Total Number of Patients who started IPT during this quarter)	0 - 14	69	55	124
	>14	1,168	957	2,125

ចំនួនអ្នកជំងឺ ដែលបានធ្វើរោគវិនិច្ឆ័យថា មានកើតរបេង ក្នុងត្រីមាសនេះ (Number of active patients who diagnosed TB (BK+/-, EP) during this quarter)	0 - 14	0	0	0
	>14	79	43	122

ចំនួនអ្នកជំងឺ ដែលបានចាប់ផ្តើមព្យាបាលជំងឺរបេង ក្នុងត្រីមាសនេះ (Number of active patients who started TB Treatment during this quarter)	0 - 14	0	0	0
	>14	31	10	41

ចំនួនអ្នកជំងឺរបេង-អេដស៍ ដែលបានចាប់ផ្តើមព្យាបាលដោយ Cotrimoxazole (CPT) នៅក្នុង ត្រីមាសនេះ (Number of TB-HIV patients who Started Cotrimoxazole during this quarter)	0 - 14	4	10	14
	>14	719	347	1,066

ចំនួនស្ត្រីកំពុងព្យាបាល មានផ្ទៃពោះ ក្នុងត្រីមាសនេះ (Number of women on Care got pregnant during this quarter.)	មានផ្ទៃពោះ មុនមកទទួលបានការព្យាបាល	12	12
	កំពុងទទួលបានការព្យាបាល មានផ្ទៃពោះ	76	76

ចំនួនស្ត្រីមានផ្ទៃពោះ ដែលបានរាយការណ៍ថា (Number of pregnan women reported)	រលូត (Spontaneous abortion)	1	1
	រំលូត (Induced abortion)	3	3




ប្រភេទ (Category)	អាយុ (Age)	ភេទ (Sex)		សរុប Total	
		ប្រុស Male	ស្រី Female		
ចំនួនអ្នកជំងឺដែលបានធ្វើ Anti-HCV Test ក្នុងត្រីមាសនេះ (Number of Patients tested for Anti-HCV during this quarter)	វិជ្ជមាន (Positive)	0 - 14	0	0	0
		> 14	2	2	4
	អវិជ្ជមាន (Negative)	0 - 14	0	0	0
		> 14	73	24	97
ចំនួនអ្នកជំងឺដែលបានធ្វើ HCV Viral Load (Baseline) ក្នុងត្រីមាសនេះ (Number of Patients tested for HCV Viral Load during this quarter)	មានលទ្ធផល Undetectable	0 - 14	0	0	0
		> 14	7	5	12
	មានលទ្ធផល Detectable	0 - 14	0	0	0
		> 14	0	0	0
	រង់ចាំលទ្ធផល	0 - 14	0	0	0
		> 14	0	0	0
សរុប			7	5	12
ចំនួនអ្នកជំងឺដែលបានចាប់ផ្តើមទទួលការព្យាបាល HCV ក្នុងត្រីមាសនេះ (Number of Patients Start HCV Treatment during this quarter)	ចាប់ផ្តើមព្យាបាលថ្មី	0 - 14	0	0	0
		> 14	1	0	1
	ចាប់ផ្តើមព្យាបាលបន្ទាប់ពីហាជ័យ	0 - 14	0	0	0
		> 14	0	0	0
ចំនួនអ្នកជំងឺដែលបានបញ្ចប់ការព្យាបាល HCV ក្នុងត្រីមាសនេះ (Number of Patients Completed HCV Treatment during this quarter)	0 - 14	0	0	0	
	> 14	116	121	237	
ចំនួនអ្នកជំងឺដែលបានធ្វើ HCV Viral Load ក្រោយពេលបញ្ចប់ការព្យាបាល ១២សប្តាហ៍ (SVR-12) (Number of patient tested for HCV Viral Load after 12 weeks of completed treatment)	មានលទ្ធផល Undetectable	0 - 14	0	0	0
		> 14	0	0	0
	មានលទ្ធផល Detectable	0 - 14	0	0	0
		> 14	0	0	0
	រង់ចាំលទ្ធផល	0 - 14	0	0	0
		> 14	0	0	0
សរុប			0	0	0

Phnom Penh, 19 April 2022

Seen and Approved

NCHADS Director



Dr. Ouk Vichea

Phnom Penh, 19 April 2022

Checked by

Deputy Director

Dr. Samreth Sovannarith

Phnom Penh, 19 April 2022

Prepared by

Head of Technical Bureau

Dr. Ngauv Bora

Data Management Officer

Mr. Chea Chamnan













**Quarterly Report on HIV/AIDS and HCV-HIV Co-Infection, Quarter 1-2022**


Provinces and Cities ART Services	Patients Transferred In during this quarter				Total	Patients who Left Care during this Quarter																				Total	Number of all active patients at the end of this Quarter								Total					
	0 - 14		> 14			HIV Re-Tested NEGATIVE				Patients Transferd Out				Lost to Follow Up								Died					Active Pre-ART Patients				Active ART Patients									
	0 - 14		> 14			0 - 14		> 14		0 - 14		> 14		Pre-ART Patients				ART Patients				Pre-ART Patients		ART Patients			0 - 14		> 14		0 - 14		> 14							
	0 - 14		> 14			0 - 14		> 14		0 - 14		> 14		0 - 14		> 14		0 - 14		> 14		0 - 14		> 14			0 - 14		> 14		0 - 14		> 14							
	B	G	M	F		B	G	M	F	B	G	M	F	B	G	M	F	B	G	M	F	B	G	M	F		B	G	M	F	B	G	M	F		B	G	M	F	
<b>1 Banteay Meanchey</b>																																								
1	SereI Sophey RH	0	0	3	4	7	0	0	0	0	0	0	10	1	0	0	0	0	0	2	1	0	0	0	0	0	0	0	2	1	17	0	0	0	0	11	12	690	629	1,342
2	Mongkul Borey PH	0	0	0	6	6	0	0	0	0	0	5	4	2	0	0	0	0	0	2	2	0	0	0	0	0	0	0	7	6	28	0	0	1	0	11	7	465	479	983
3	Poipet RH	0	0	3	5	8	0	0	0	0	0	1	1	1	0	0	0	0	0	14	9	0	0	0	0	1	0	1	1	29	0	0	0	0	11	6	532	654	1,203	
4	Thmor Puok RH	0	0	0	0	0	0	0	0	0	0	3	3	0	0	0	0	0	0	1	0	0	0	0	0	0	0	1	0	8	0	0	0	0	0	0	130	161	291	
5	Preah Netr Preah RH	0	0	0	0	0	0	0	0	0	0	0	0	0	0	0	0	0	0	0	0	0	0	0	0	0	0	1	0	1	0	0	0	0	0	55	88	143		
<b>2 Battambang</b>																																								
6	Mong Rushey RH	0	0	2	2	4	0	0	0	0	0	2	0	1	0	0	0	0	0	2	3	0	0	0	0	0	0	0	3	3	14	0	0	0	0	8	5	306	358	677
7	Battambang PH	0	0	6	7	13	0	0	0	0	9	3	6	8	0	0	0	0	3	1	29	22	0	0	0	0	0	1	2	84	0	0	0	0	62	47	1,508	1,494	3,111	
8	R5 Military Hospital	0	0	0	0	0	0	0	0	0	0	0	0	0	0	0	0	0	0	0	0	0	0	0	0	0	0	0	0	0	0	0	0	0	0	121	91	212		
9	Thmor Kol RH	0	0	1	4	5	0	0	0	0	0	1	2	0	0	1	0	0	0	4	5	0	0	0	0	0	0	1	2	16	0	0	0	0	0	0	387	443	830	
10	Sampov Loung RH	0	0	1	2	3	0	0	0	1	1	2	0	0	0	0	0	0	7	4	0	0	0	0	0	0	0	0	0	15	0	0	0	0	10	10	221	299	540	
11	Roka RH	0	0	2	1	3	0	0	0	3	1	0	0	0	0	0	1	0	2	0	0	0	0	0	0	0	0	0	7	0	0	0	0	14	16	97	135	262		
<b>3 Kampong Cham</b>																																								
12	Kampong Cham PH	0	0	11	11	22	0	0	0	10	8	6	5	0	0	0	0	1	11	12	0	0	0	0	0	0	3	2	58	0	0	0	0	19	32	990	1,047	2,088		
13	Choeung Prey RH	0	0	1	0	1	0	0	0	0	0	0	0	0	0	0	0	0	0	0	0	0	0	0	0	0	2	3	5	0	0	0	0	0	0	242	291	533		
14	Chamkar Loeu RH	0	0	0	0	0	0	0	0	0	0	1	0	0	0	0	0	0	3	0	0	0	0	0	0	0	2	0	6	0	0	0	0	0	0	88	110	198		
15	Srey Santhor RH	0	0	0	0	0	0	0	0	0	0	0	0	0	0	0	0	0	0	0	0	0	0	0	0	0	0	1	1	0	0	0	0	0	0	88	120	208		
16	Batheay RH	0	0	1	0	1	0	0	0	0	0	0	0	0	0	0	0	0	0	0	0	0	0	0	0	0	1	0	1	0	0	0	0	0	0	19	15	34		
<b>4 Tbaung Khmum</b>																																								
17	Memut RH	0	0	3	0	3	0	0	0	0	0	0	2	0	0	0	0	0	4	1	0	0	0	0	0	0	0	1	8	1	0	0	0	5	5	150	173	334		
18	Tbaung Khmum RH	0	0	6	2	8	0	0	0	0	0	6	2	0	0	0	0	2	11	9	0	0	0	0	0	0	2	2	34	0	0	0	0	6	8	541	596	1,151		
<b>5 Kampong Chhnang</b>																																								
19	Kampong Chhnang PH	0	0	3	1	4	0	0	0	2	1	1	1	0	0	0	0	5	10	0	0	0	1	1	0	2	1	25	0	0	0	0	15	23	368	420	826			
20	Kampong Tralach RH	0	0	10	6	16	0	0	0	0	0	0	0	0	0	0	0	0	0	0	0	0	0	0	0	0	0	0	0	0	0	0	-2	0	0	46	34	78		
<b>6 Kampong Speu</b>																																								
21	Kampong Speu PH	0	0	6	5	11	0	0	0	0	0	4	3	0	0	0	0	8	10	0	0	0	0	0	0	1	4	30	0	1	1	2	93	80	441	491	1,109			
22	Oudong RH	0	0	1	2	3	0	0	0	0	0	0	2	0	0	0	0	0	4	0	0	0	0	0	0	2	1	9	0	0	0	0	0	0	143	173	316			
23	Kong Pisey RH	0	0	1	1	0	0	0	0	0	0	0	0	0	0	0	0	0	0	0	0	0	0	0	0	1	0	1	0	0	0	0	0	0	139	177	316			
<b>7 Kampong Thom</b>																																								
24	Kampong Thom PH	0	0	3	4	7	0	0	0	0	2	1	1	0	0	0	0	2	4	0	0	0	0	0	0	0	0	10	0	0	0	0	10	12	344	388	754			
25	Baray Santhuk RH	0	0	0	1	1	0	0	0	0	0	0	0	0	0	0	5	2	0	0	0	0	0	0	0	2	2	11	0	0	0	0	0	0	131	165	296			
26	Stong RH	0	0	0	3	3	0	0	0	0	0	0	0	0	0	0	0	0	0	0	0	0	0	0	0	1	0	1	0	0	0	0	0	0	14	26	40			




Provinces and Cities ART Services	Patients Transferred In during this quarter					Patients who Left Care during this Quarter																				Number of all active patients at the end of this Quarter														
	0 - 14		> 14			Total	HIV Re-Tested NEGATIVE				Patients Transferd Out				Lost to Follow Up								Died								Total	Active Pre-ART Patients				Active ART Patients				Total
	0 - 14		> 14				0 - 14		> 14		Pre-ART Patients				ART Patients				Pre-ART Patients				ART Patients				0 - 14		> 14			0 - 14		> 14						
	B	G	M	F	B		G	M	F	B	G	M	F	B	G	M	F	B	G	M	F	B	G	M	F	B	G	M	F	B		G	M	F	B	G	M	F	B	
	<b>8 Kampot</b>																																							
27	Kampot PH	0	0	4	1	5	0	0	0	0	0	0	5	2	0	0	0	0	0	0	12	11	0	0	0	0	0	0	2	2	34	0	0	0	0	24	26	427	583	1,060
28	Kampong Trach RH	0	0	3	0	3	0	0	0	0	1	0	1	2	0	0	1	0	0	0	0	1	0	0	0	0	0	0	2	1	9	0	0	1	0	9	20	548	635	1,213
<b>9 Kandal</b>																																								
29	Chey Chum Neash PH	0	0	0	1	1	0	0	0	0	0	1	3	0	0	0	0	0	0	16	15	0	0	0	0	0	0	0	0	1	36	0	0	0	0	0	0	894	986	1,880
30	Koh Thom RH	0	0	0	0	0	0	0	0	0	2	0	2	0	0	0	0	0	0	2	0	0	0	0	0	0	0	1	1	8	0	0	0	0	9	4	195	262	470	
31	Kean Svay RH	0	0	0	0	0	0	0	0	0	0	0	0	0	0	0	0	0	0	0	1	0	0	0	0	0	0	0	1	2	0	0	0	0	0	0	90	141	231	
<b>10 Koh Kong</b>																																								
32	Smach Meanchey PH	0	0	2	2	4	0	0	0	0	0	1	0	0	0	1	0	0	0	1	2	0	0	0	0	0	0	7	1	13	0	0	1	0	6	11	325	365	708	
33	Sre Ambil RH	1	0	2	3	6	0	0	0	0	0	0	2	0	0	0	0	0	0	0	0	0	0	0	0	0	1	0	3	0	0	0	0	5	2	130	162	299		
<b>11 Kratie</b>																																								
34	Kratie PH	0	0	1	0	1	0	0	0	0	0	0	0	0	0	0	0	0	0	0	0	0	0	0	0	0	0	2	0	2	0	0	0	0	5	8	277	312	602	
<b>12 Phnom Penh</b>																																								
35	NCHADS ART Clinic	0	0	2	1	3	0	0	0	0	0	1	1	1	0	0	0	0	0	22	5	0	0	0	0	0	0	9	3	42	0	0	0	0	13	19	1,667	1,415	3,114	
36	Calmette Hospital	0	0	0	0	0	0	0	0	0	0	3	1	0	0	0	0	0	0	4	2	0	0	0	0	0	2	1	13	0	0	0	0	0	0	758	786	1,544		
37	Preah Kosamak	0	0	2	0	2	0	0	0	0	0	0	3	0	0	0	0	0	0	8	7	0	0	0	0	0	6	0	24	0	0	11	5	0	0	1,797	1,517	3,330		
38	National Pediatric	3	0	11	11	25	0	0	0	0	11	11	3	1	0	0	0	1	5	7	3	0	0	0	0	0	0	0	42	0	0	0	0	170	147	271	231	819		
39	Center of Hope	0	0	0	0	0	0	0	0	0	0	3	3	0	0	0	1	0	0	16	10	0	0	0	0	0	3	0	36	0	0	3	1	0	0	1,565	1,865	3,434		
40	Preah Ketomealea	0	0	2	0	2	0	0	0	0	0	1	0	0	0	0	0	0	2	4	0	0	0	0	0	0	2	2	11	0	0	0	0	0	0	600	563	1,163		
41	Social Health Clinic	0	0	1	3	4	0	0	0	1	1	4	4	0	0	0	0	0	9	16	0	0	0	0	0	0	1	2	38	0	0	0	0	11	7	1,152	1,182	2,352		
42	Chhouk Sar Clinic	0	0	6	0	6	0	0	0	0	0	6	1	0	0	0	0	0	49	6	0	0	0	0	0	0	5	0	67	0	0	0	1	2	5	2,023	490	2,521		
43	Samdach Ov RH	0	0	0	0	0	0	0	0	0	0	0	0	0	0	0	0	0	0	2	0	0	0	0	0	0	2	0	4	0	0	0	4	0	0	359	330	693		
44	Meanchey RH	0	0	1	1	2	0	0	0	0	0	2	5	0	0	0	0	0	8	10	0	0	0	0	0	0	3	1	29	0	0	0	0	0	0	505	464	969		
45	Dang Kor RH	0	0	6	7	13	0	0	0	0	0	4	2	0	0	0	0	0	6	2	0	0	0	0	0	0	2	1	17	0	0	4	0	0	0	410	303	717		
46	Pochintong RH	0	0	4	5	9	0	0	0	0	0	1	0	0	0	0	0	0	12	2	0	0	0	0	0	0	1	2	18	0	0	1	1	0	0	629	534	1,165		
<b>13 Prey Veng</b>																																								
47	Neak Loeung RH	0	0	2	4	6	0	0	0	2	1	0	2	0	0	0	0	0	5	6	0	0	0	0	0	0	1	2	19	0	0	0	0	26	26	522	816	1,390		
48	Prey Veng PH	0	0	2	4	6	0	0	0	2	1	0	2	0	0	0	0	0	5	6	0	0	0	0	0	0	1	2	19	0	0	0	0	26	26	522	816	1,390		
49	Pearaing RH	0	2	0	2	4	0	0	0	0	0	0	1	0	0	0	0	0	1	3	0	0	0	0	0	0	1	1	7	0	0	0	0	10	9	100	145	264		
<b>14 Pursat</b>																																								
50	Sampov Meas PH	0	0	6	3	9	0	0	0	6	3	2	0	0	0	0	0	0	9	1	0	0	0	0	0	0	3	0	24	0	0	0	0	16	16	521	551	1,104		
51	Phnom Kravanh RH	0	0	6	3	9	0	0	0	0	0	0	0	0	0	0	0	0	0	0	0	0	0	0	0	0	0	1	1	0	0	0	0	0	0	92	90	182		
52	Bakan RH	0	0	1	0	1	0	0	0	0	0	0	0	0	0	0	0	0	0	0	0	0	0	0	0	0	1	0	1	0	0	0	0	0	0	72	82	154		
<b>15 Siem Reap</b>																																								
53	Siem Reap PH	0	0	4	3	7	0	0	0	0	0	30	21	0	0	0	0	0	0	23	15	0	0	0	2	0	0	6	6	103	0	0	1	0	0	0	1,928	1,733	3,662	
54	Komar Angkor Hospital	0	0	0	0	0	0	0	0	5	4	0	0	0	0	0	1	1	0	0	0	0	0	0	0	0	0	0	11	0	1	0	0	62	80	0	0	143		
55	Sotr Nikum RH	0	0	4	1	5	0	0	0	0	0	2	2	0	0	0	0	0	0	4	1	0	0	0	0	0	0	0	9	0	0	0	0	0	0	276	351	627		
56	Kralanh RH	0	0	2	1	3	0	0	0	0	0	0	0	0	0	0	0	0	0	0	0	0	0	0	0	0	1	1	2	0	0	0	0	0	0	134	146	280		




Provinces and Cities ART Services	Patients Transferred In during this quarter				Patients who Left Care during this Quarter																				Number of all active patients at the end of this Quarter								Total														
	0 - 14		> 14		HIV Re-Tested NEGATIVE				Patients Transferd Out				Lost to Follow Up								Died				Active Pre-ART Patients				Active ART Patients																		
					0 - 14		> 14		0 - 14		> 14		Pre-ART Patients				ART Patients				Pre-ART Patients		ART Patients		0 - 14		> 14		0 - 14		> 14																
													0 - 14		> 14		0 - 14		> 14		0 - 14		> 14		0 - 14		> 14		0 - 14		> 14																
	B	G	M	F	Total				B	G	M	F	B	G	M	F	B	G	M	F	B	G	M	F	B	G	M	F	B	G	M	F															
<b>16 Preah Sihanouk</b>																																															
57	Sihanouk PH	0	0	8	12	20	0	0	0	0	0	1	5	2	0	0	0	0	1	0	20	24	0	0	0	1	0	0	5	5	64	0	0	0	0	22	11	642	971	1,946							
<b>17 Stung Treng</b>																																															
58	Stung Treng PH	0	0	1	1	2	0	0	0	0	0	0	0	0	0	0	0	0	0	0	0	2	3	0	0	0	0	0	0	0	0	0	0	0	0	0	12	9	180	198	399						
<b>18 Svay Rieng</b>																																															
59	Svay Rieng PH	0	0	0	0	0	0	0	0	0	0	1	0	0	0	0	0	0	0	0	4	3	0	0	0	0	0	0	0	0	0	0	0	0	0	0	19	21	521	659	1,220						
60	Romeas Hek RH	0	0	0	0	0	0	0	0	0	0	0	0	0	0	0	0	0	0	0	0	0	0	0	0	0	0	0	0	0	0	0	0	0	0	4	5	2	2	86	101	200					
<b>19 Takeo</b>																																															
61	Takeo PH	0	0	3	2	5	0	0	0	0	2	1	2	0	0	0	0	1	0	8	4	0	0	0	0	0	0	0	0	0	0	0	0	0	0	0	35	40	597	780	1,454						
62	Ang Roka RH	0	0	5	0	5	0	0	0	0	0	3	0	1	0	1	0	4	0	24	22	0	0	0	0	0	0	0	0	0	0	0	0	0	0	0	2	1	201	241	445						
63	Kirivong RH	0	0	0	0	0	0	0	0	0	0	0	0	0	0	0	0	0	0	3	2	0	0	0	0	0	0	0	0	0	0	0	0	0	0	3	3	222	284	514							
64	Prey Kabas RH	0	0	1	1	2	0	0	0	0	0	0	0	1	0	0	0	0	0	0	0	0	0	0	0	0	0	0	0	0	0	0	0	0	0	0	0	109	151	260							
<b>20 Oddor Meanchey</b>																																															
65	Samrong PH	0	0	1	1	2	0	0	0	0	0	4	1	0	0	0	1	0	2	4	0	0	0	0	0	0	0	0	0	0	0	0	0	0	0	0	9	7	150	188	354						
66	Anlong Veng RH	0	0	2	5	7	0	0	0	0	0	1	0	0	0	0	0	0	0	2	4	0	0	0	0	0	0	0	0	0	0	0	0	0	0	0	6	11	89	109	215						
<b>21 Pailin</b>																																															
67	Pailin PH	0	0	1	0	1	0	0	0	0	0	2	2	0	0	0	0	0	0	1	1	0	0	0	0	0	0	0	0	0	0	0	0	0	0	5	9	168	222	404							
<b>22 Preah Vihear</b>																																															
68	16 Makara PH	0	0	3	3	6	0	0	0	0	3	1	1	1	0	0	0	0	0	1	3	1	0	0	0	0	0	0	0	0	0	0	0	0	0	0	8	9	159	168	344						
<b>23 Kep</b>																																															
69	Kep PH	0	0	0	1	1	0	0	0	0	0	0	0	0	0	0	0	0	0	2	0	0	0	0	0	0	0	0	0	0	0	0	0	0	0	0	3	41	49	93							
<b>24 Mondulkiri</b>																																															
70	Mondulkiri PH	0	0	2	1	3	0	0	0	0	0	0	0	0	0	0	0	0	0	0	2	0	0	0	0	0	0	0	0	0	0	0	0	0	0	0	3	0	0	0	0	3	28	32	63		
<b>25 Ratanakiri</b>																																															
71	Ratanakiri PH	0	0	3	5	8	0	0	0	0	0	1	0	0	0	0	0	0	0	1	0	0	0	0	0	0	0	0	0	0	0	0	0	0	0	0	1	3	1	0	1	1	4	6	110	114	237
<b>TOTAL</b>		4	2	188	155	329	0	0	0	0	58	51	135	102	1	0	4	1	13	11	402	302	0	0	0	4	2	0	117	80	1283	3	3	31	18	796	804	30,648	31,180	63,483							

Phnom Penh, 14 April 2022  
 Seen and Approved  
 NCHADS Director  
  
 Dr. Ouk Vichea

Phnom Penh, 14 April 2022  
 Checked by  
 Deputy Director  


Dr. Samreth Sovannarith

Phnom Penh, 19 April 2022  
 Checked by  
 Head of Technical Bureau  


Dr. Ngauv Bora

Phnom Penh, 19 April 2022  
 Prepared by  
 Data Management Officer  


Mr. Chea Chamnan







Provinces and Cities ART Services	Number of Patients Receiving education on Positive Prevention during this Quarter					Number of patients screened for TB Symptoms during this Quarter								Number of patients started IPT during this Quarter				Number of patients Diagnosed TB (BK+/-, EP) during this Quarter				Number of patients Started TB Treatment during this quarter				Number of TB-HIV patients Started Cotrimoxazole during this quarter				Number of women on Care got pregnant during this Quarter		Number of Pregnant women reported:										
	0 - 14		> 14			0 - 14				> 14				0 - 14		> 14		0 - 14		> 14		0 - 14		> 14		Got pregnant before getting treatment	Got pregnant during treatment	Spontaneous abortion	Induced abortion													
						(+)		(-)		Total		0 - 14		> 14		Total		0 - 14		> 14		Total		0 - 14						> 14		Total										
	B	G	M	F	Total	(+)	(-)	(+)	(-)	Total	B	G	M	F	Total	B	G	M	F	Total	B	G	M	F	Total	B	G	M	F	Total												
<b>8 Kampot</b>																																										
27	Kampot PH	0	0	222	416	638	0	0	0	0	0	0	221	415	636	0	0	4	1	5	0	0	0	0	1	1	0	0	0	0	1	1	1	1	6	13	21	2	1	0	0	
28	Kampong Trach RH	0	0	526	617	1,143	0	0	9	20	1	1	524	616	1,171	0	0	1	0	1	0	0	0	0	0	0	0	0	0	0	0	0	0	1	2	5	8	0	1	0	0	
<b>9 Kandal</b>																																										
29	Chey Chum Neash PH	0	0	865	956	1,821	0	0	0	0	0	0	852	943	1,795	0	0	15	16	31	0	0	3	7	10	0	0	0	0	0	0	0	0	0	0	13	9	22	0	0	0	0
30	Koh Thom RH	0	0	78	124	202	0	0	0	0	1	0	77	123	201	0	0	0	0	0	0	0	0	0	0	0	0	0	0	0	0	0	0	0	5	2	7	0	0	0	0	
31	Kean Svay RH	0	0	89	135	224	0	0	0	0	2	0	85	135	222	0	0	3	6	9	0	0	0	0	0	0	0	0	0	0	0	0	0	0	11	8	19	0	0	0	0	
<b>10 Koh Kong</b>																																										
32	Smach Meanchey PH	0	0	323	365	688	0	0	6	11	1	0	319	359	696	1	0	21	19	41	0	0	0	0	0	0	0	0	0	0	0	0	0	0	4	2	6	0	1	0	0	
33	Sre Ambil RH	0	0	126	152	278	0	0	3	0	0	0	125	151	279	0	0	0	0	0	0	0	0	0	0	0	0	0	0	0	0	0	0	3	0	3	0	0	0	0		
<b>11 Kratie</b>																																										
34	Kratie PH	0	0	275	308	583	0	0	4	4	0	0	274	305	587	0	0	0	0	0	0	0	0	0	0	0	0	0	0	0	0	0	1	0	3	4	0	0	0	0		
<b>12 Phnom Penh</b>																																										
35	NCHADS ART Clinic	0	0	0	0	0	0	0	0	0	0	0	0	0	0	0	0	298	325	623	0	0	0	0	0	0	0	0	0	0	0	0	0	0	86	25	111	0	0	0	0	
36	Calmette Hospital	0	0	699	738	1,437	0	0	0	0	0	0	699	738	1,437	0	0	0	0	0	0	0	0	0	0	0	0	0	0	0	0	0	0	7	4	11	0	1	0	0		
37	Preah Kosamak	0	0	1,446	1,194	2,640	0	0	0	0	1	0	1,437	1,187	2,625	0	0	42	6	48	0	0	2	0	2	0	0	1	0	1	0	0	45	11	56	0	4	0	0			
38	National Pediatric	0	0	270	231	501	0	0	134	117	0	0	201	164	616	4	3	11	11	29	0	0	1	0	1	0	0	1	0	1	1	1	12	13	27	0	0	0	0			
39	Center of Hope	0	0	346	320	666	0	0	0	0	12	11	1,172	1,471	2,666	0	0	211	309	520	0	0	8	9	17	0	0	3	3	6	0	0	2	3	5	0	3	1	3			
40	Preah Ketomealea	0	0	505	479	984	0	0	0	0	0	0	504	479	983	0	0	2	3	5	0	0	0	0	0	0	0	0	0	0	0	0	0	0	0	0	0	0	0			
41	Social Health Clinic	0	0	929	956	1,885	0	0	3	3	0	0	928	955	1,889	0	0	1	2	3	0	0	1	0	1	0	0	1	0	1	0	0	5	6	11	0	1	0	0			
42	Chhouk Sar Clinic	0	0	1,739	362	2,101	0	0	1	2	0	0	1,725	361	2,089	0	0	255	12	267	0	0	7	0	7	0	0	0	0	0	0	0	131	12	143	0	5	0	0			
43	Samdach Ov RH	0	0	326	292	618	0	0	0	0	0	0	321	285	606	0	0	0	0	0	0	0	0	0	0	0	0	0	0	0	0	0	4	3	7	0	1	0	0			
44	Meanchey RH	0	0	459	413	872	0	0	0	0	0	0	449	403	852	0	0	5	6	11	0	0	0	0	0	0	0	0	0	0	0	0	7	9	16	0	0	0	0			
45	Dang Kor RH	0	0	376	276	652	0	0	0	0	0	0	375	275	650	0	0	3	3	6	0	0	0	0	0	0	0	0	0	0	0	0	12	4	16	0	2	0	0			
46	Pochintong RH	0	0	555	470	1,025	0	0	0	0	0	0	543	460	1,003	0	0	0	0	0	0	0	0	0	0	0	0	0	0	0	0	1	0	25	9	34	1	2	0	0		
<b>13 Prey Veng</b>																																										
47	Neak Loeung RH	0	0	375	608	983	0	0	13	12	0	0	375	607	1,007	0	0	20	30	50	0	0	0	0	0	0	0	0	0	0	0	0	4	3	7	0	0	0	0			
48	Prey Veng RH	0	0	639	427	1,066	0	0	12	5	0	0	369	427	813	0	0	13	12	25	0	0	2	3	5	0	0	0	0	0	1	1	9	7	18	0	0	0	0			
49	Pearaing RH	0	0	0	0	0	0	0	0	0	0	0	0	0	0	0	0	0	0	0	0	0	0	0	0	0	0	0	0	0	0	0	0	0	0	0	0	0				
<b>14 Pursat</b>																																										
50	Sampov Meas PH	0	0	392	425	817	0	0	0	0	0	0	43	36	79	0	0	3	1	4	0	0	1	0	1	0	0	0	0	0	0	0	11	4	15	0	0	0	0			
51	Phnom Kravanh RH	0	0	92	90	182	0	0	0	0	0	0	90	87	177	0	0	1	1	2	0	0	0	0	0	0	0	0	0	0	0	0	0	0	0	0	0	0	0			
52	Bakan RH	0	0	68	76	144	0	0	0	0	0	1	42	43	86	0	0	0	0	0	0	0	0	0	0	0	0	0	0	0	0	0	0	0	0	0	0	0	0			
<b>15 Siem Reap</b>																																										
53	Siem Reap PH	0	0	1,837	1,668	3,505	0	0	0	1	0	1,833	1,665	3,499	0	0	28	23	51	0	0	17	14	31	0	0	6	2	8	0	0	68	33	101	1	6	0	0				
54	Komar Angkor Hospital	0	1	0	0	1	0	0	0	0	0	0	0	0	1	0	0	0	0	0	0	0	0	0	0	0	0	0	0	0	0	0	0	0	0	0	0					
55	Sotr Nikum RH	0	0	210	253	463	0	0	0	0	0	0	209	253	462	0	0	0	0	0	0	0	0	0	0	0	0	0	0	0	0	10	5	15	0	0	0	0				
56	Kralanh RH	0	0	99	98	197	0	0	0	1	0	98	98	197	0	0	1	1	2	0	0	4	0	4	0	0	1	0	1	0	0	4	0	4	1	1	0	0				















