



National Center for HIV/AIDS, Dermatology and STDs (NCHADS)

របាយការណ៍ប្រចាំឆ្នាំ
ស្តីពីការគ្រប់គ្រងករណីអេដស៍សកម្ម
ប្រចាំ ឆ្នាំ ២០២១

B-IACM Annual Report 2021

I. Introduction:

The objective of B-IACM: To leverage existing strategies and approaches for case detection, early/immediate enrolment, and retention in HIV care and treatment to reach the following targets: By 2020: 90% people with HIV know their status; 90% of these are on treatment; and 90% of these have suppressed viral load; and by 2025: 95% people with HIV know their status; 95% of these are on treatment; and 95% of these have suppressed viral load.

B-IACM has been a cornerstone strategy for the national HIV program. With the objective of B-IACM to leverage existing strategies and approaches for case detection, immediate ART enrolment and retention in HIV care to achieve the global 95-95-95 targets by 2025.

B-IACM was initiated in 2014 in Siem Reap and Battambang provinces and scaled up to 25 provinces (56 operational districts) by the end of 2020.

The Group of Champion (GoC), has play very important role in coordinating and networking and information sharing for implementation of Boosted Integrated Active Case Management. (B-IACM) As the member of GoC, the Case Management Coordinator (CMC) and Case Management Assistant (CMA), have actively work in routine for collecting data and record in database as well as .

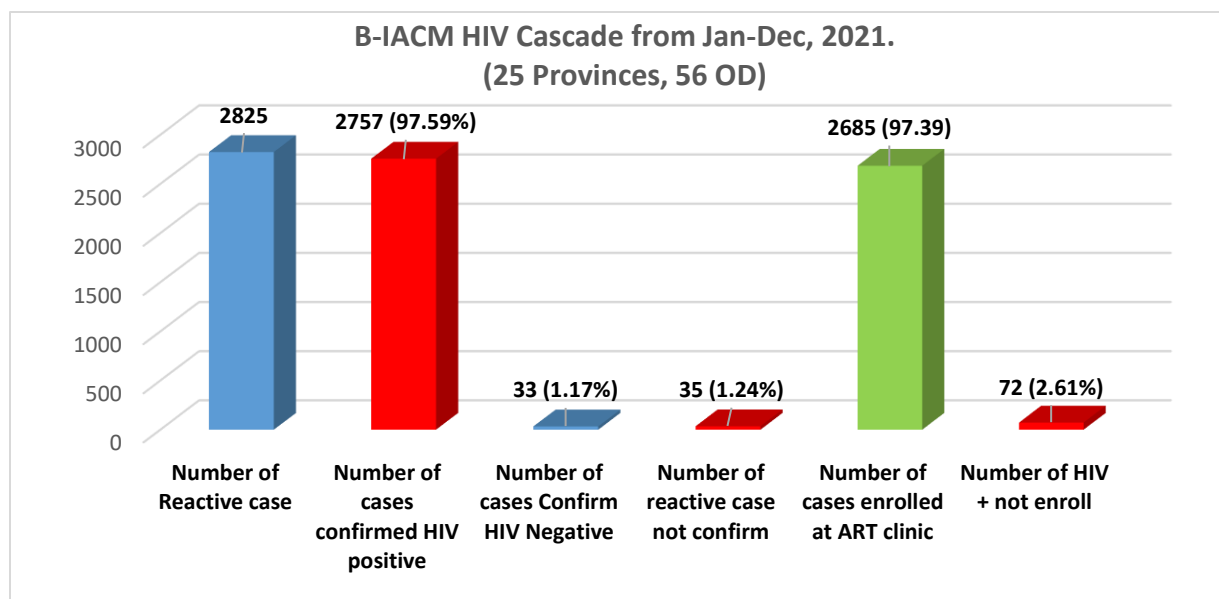
II. COVERAGE of B-IACM

The covered of B-IACM implementing in 2021 (25 provinces: 56 ODs)

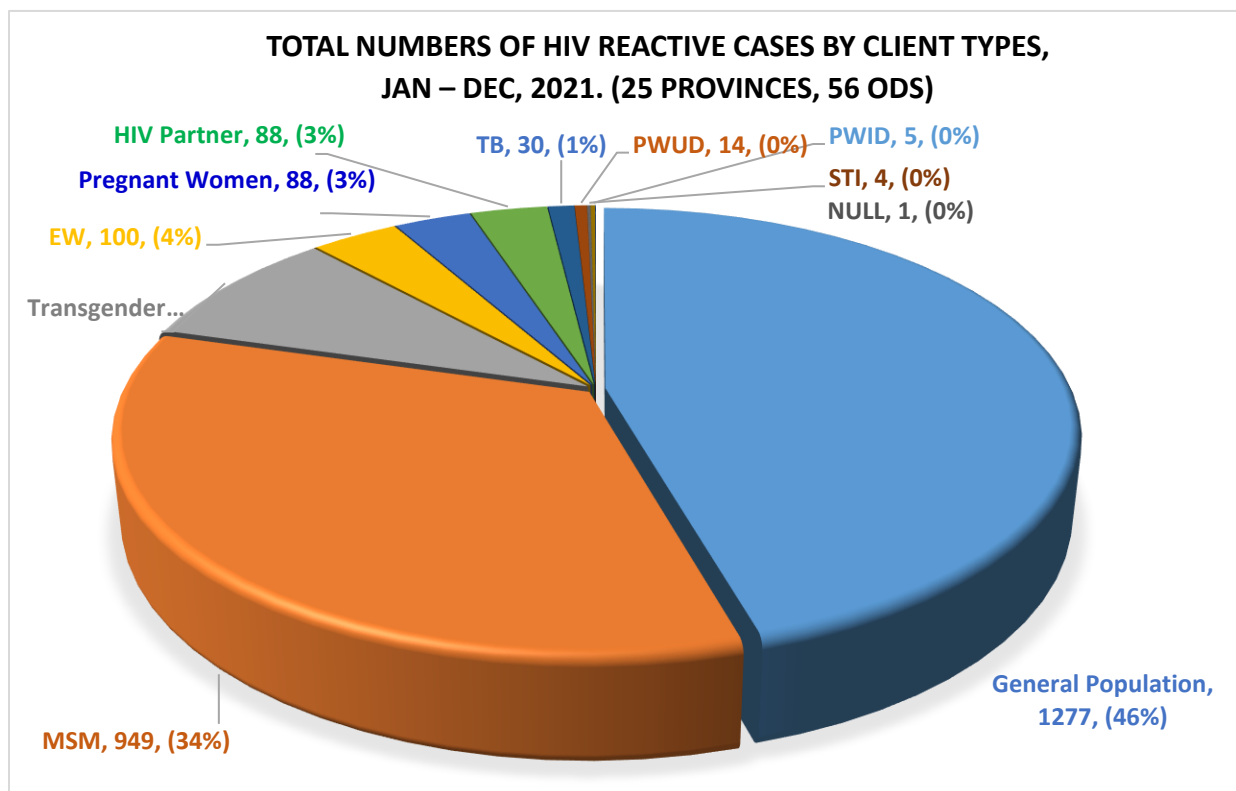


III. The achievement

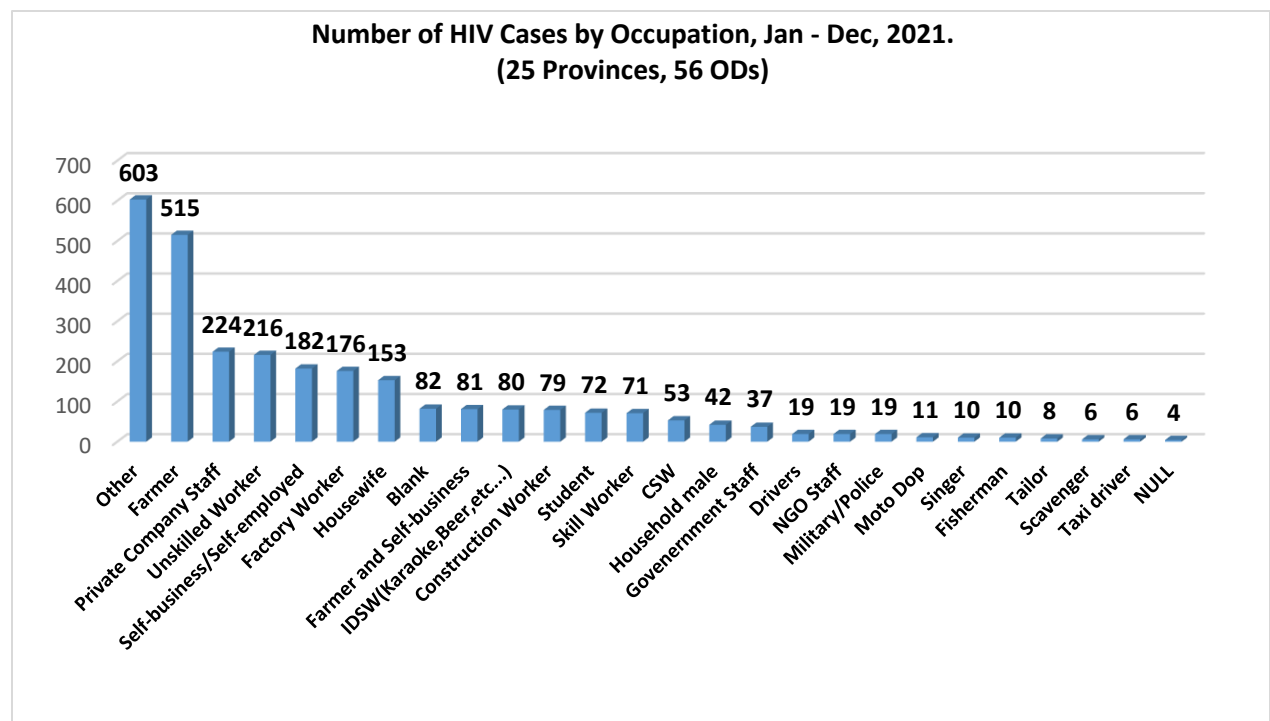
The achievement of B-IACM from Jan to Dec 2021, the data shows that there were totally **2,825** reactive cases of HIV in health centers and communities. Of these, reactive cases received for the confirmatory test at VCCT, among the confirm test at VCCT, there were **2,757 (97.59%)** cases positive and **2,685 (97.39%)** were enrolled in ART services.



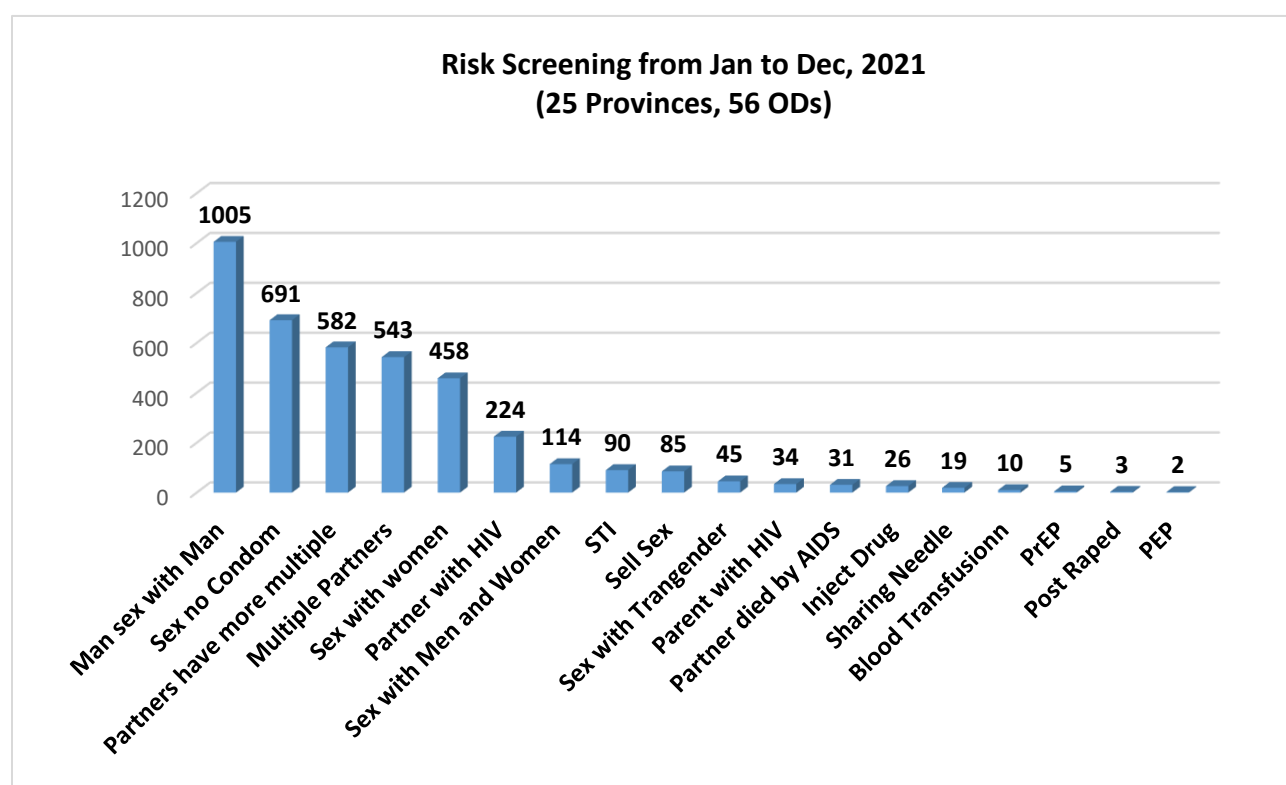
The chart below is shown the Reactive Cases classified by Client Type. Among 2,825 cases with a reactive result, of **46 % (N=1277)** are a general population, followed by MSM is **34 % (N=949)**, TG: **9 % (N=246)**, followed by EW: **4 % (N=100)** Pregnant Women is **3 % (N=88)**, HIV+ partners are **3% (N=88)**, TB **1% (N=30)**, and PWUD **0 % (N=14)**.



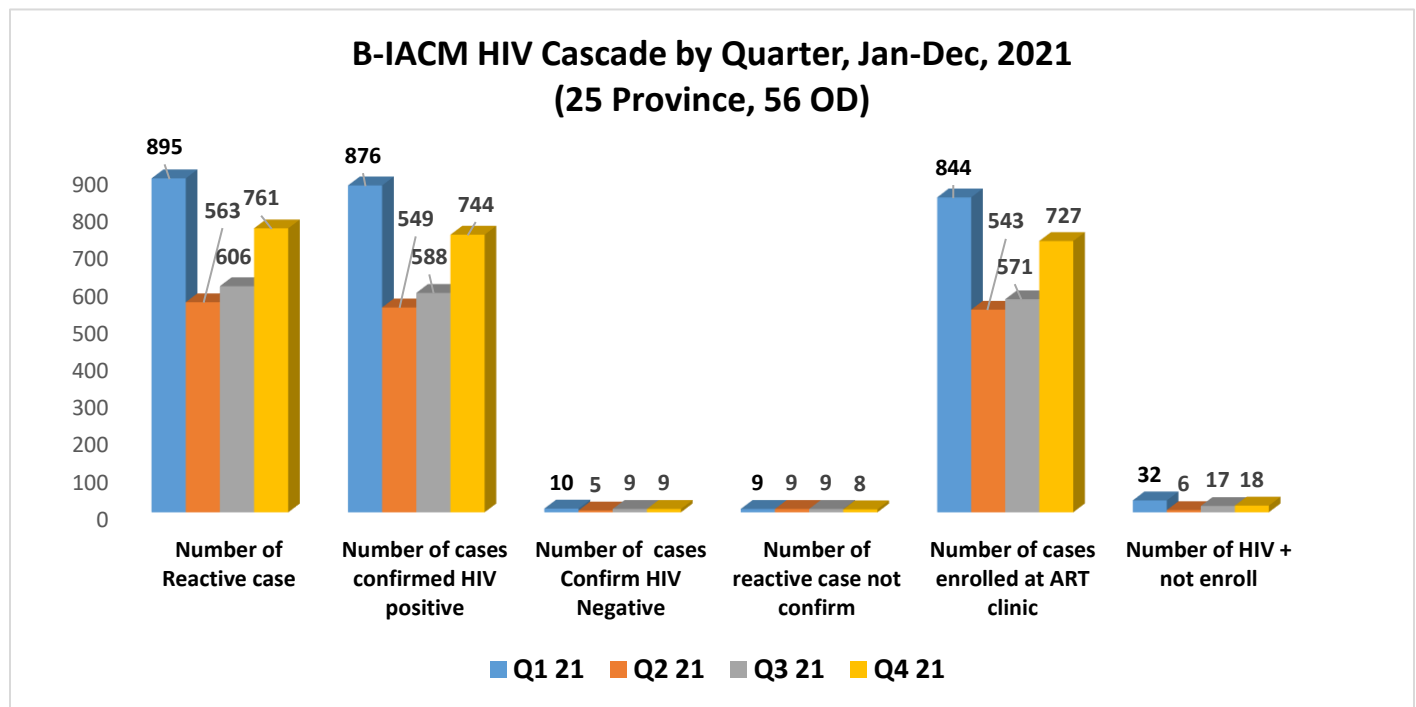
Number of HIV reactive Cases by Occupation, Jan-Dec, 2021. 25 Provinces, 56 ODs.



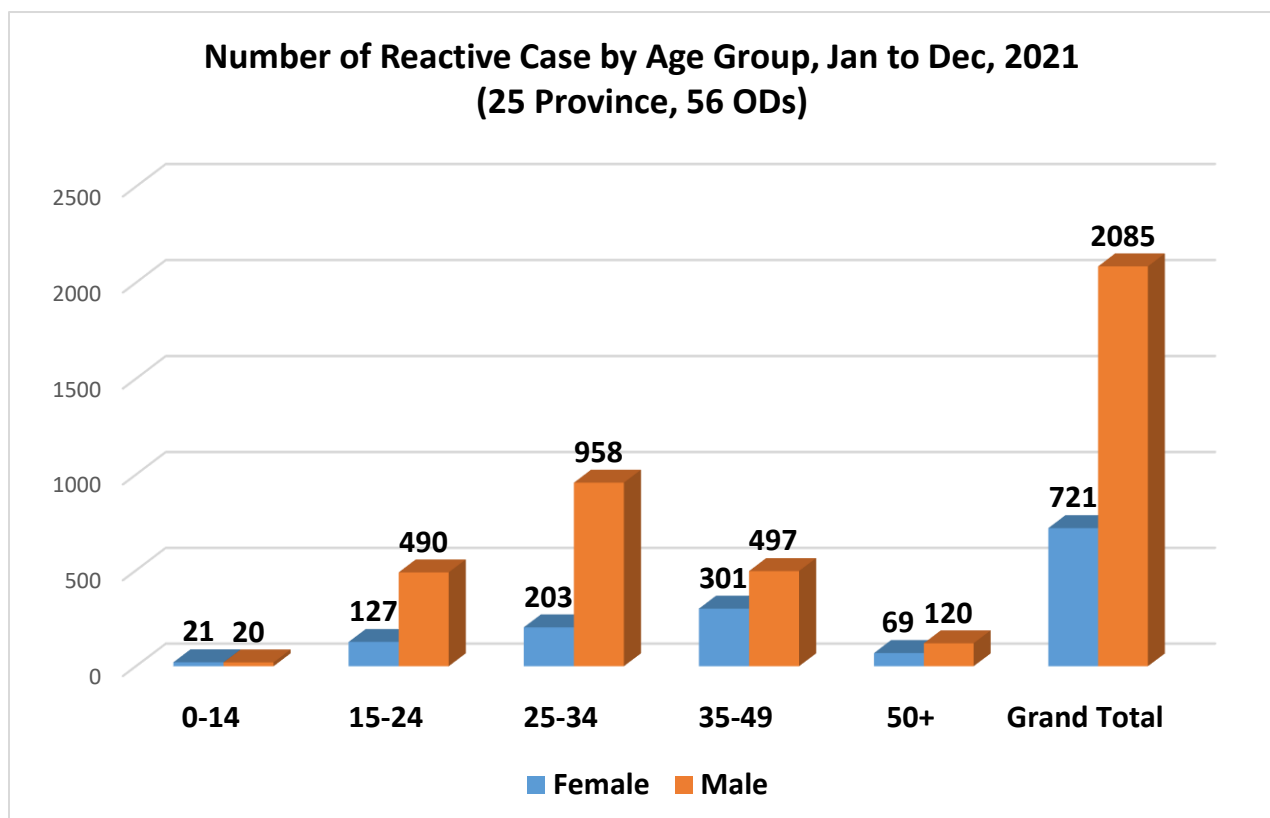
The chart shows about the Risk Screening of reactive group, we found that clients have experienced with risk behavior on Man have sex with man (MSM), Have Sex without using condom, their partners have more multiple partners, experienced sex with women and man were among the top risk of risk behavior screening.



The chart shows about the B-IACM HIV cascade by quarter 2021 (25 Provinces, 56 ODs)

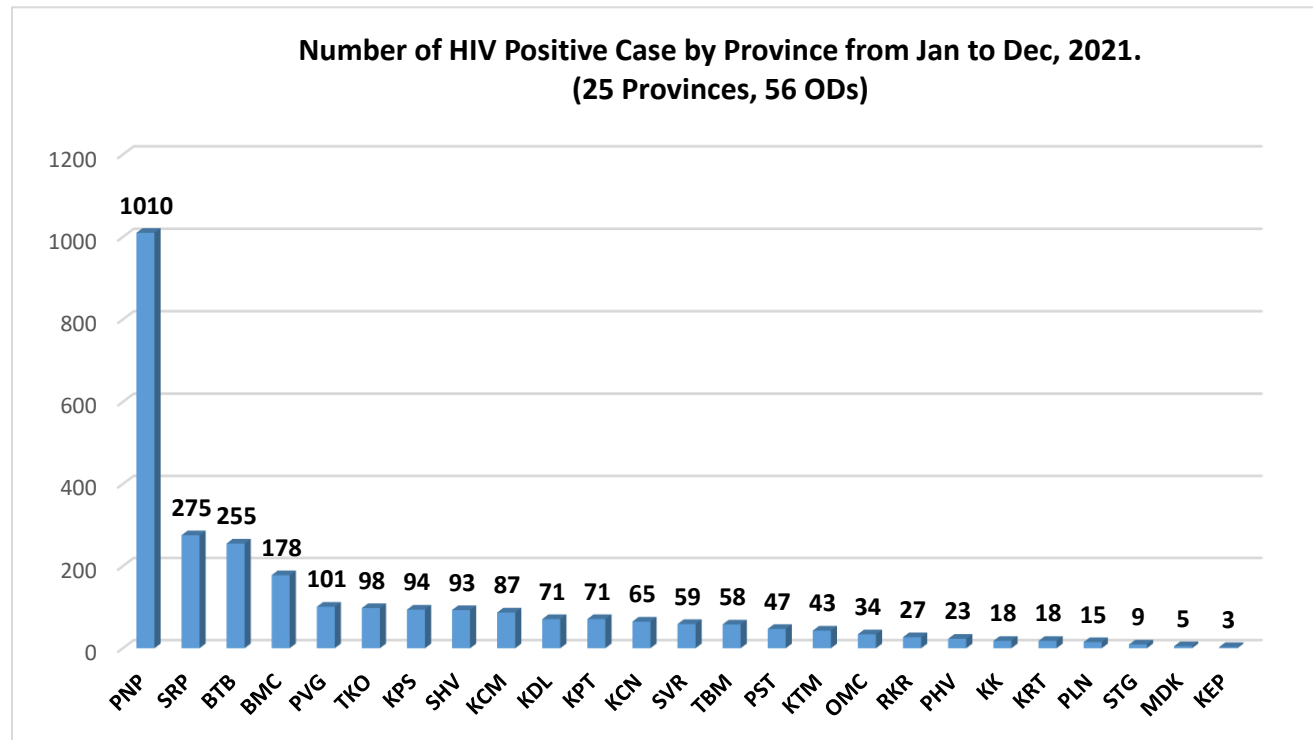


The chart below shows the number of HIV Reactive Case classified by group of age, from 0-14, 15-24, 25-34, 35-49 and 50 plus. from Jan – December, 2021 in 25 provinces. (56 ODs)



The Chart below shows HIV positive cases by provinces, 2020, (25 provinces: 56 ODs)

Among the 25 provinces, Phnom Penh, the highest positive case and followed by Siem Reap, Battambang, Banteay Meanchey, Prey Veng, Takeo..et , and Kep is only 3 positive cases .



Trainings:

Despite of the pandemic of Covid 19 in the community, B-IAM has strictly followed the instruction of Ministry of Health for protection, prevention the infected and the spread of COVID 19.

The 4 Refresher Training on B-IACM Database Refresher Training to update B-IACM Database Tools had been conducted in the following in PHD Kampong Speu and PHD Kampong Cham. The trainings were separated with small participants to follow the instruction on MoH prevention the Covit 19.

- 30-31/08/2021 PHD Kampong Speu, 20 Participants from 08 ODs in 03 provinces. (Phnom Penh, Kampong Spue and Kampong Chhnang)
- 02-03/09/2021, PHD Kampong Speu, 20 Participants from 12 ODs in 05 provinces. (Takeo, Kampot, Kep and Sihanouk Ville)
- 20-21/09/2021, PHD Kampong Cham, 20 Participants from 11 ODs in 05 provinces. (Kampong Cham, Tbong Khmum, Kampong Thom, Kratie and Prey Veng).
- 22-23/09/2021, PHD Kampong Cham, 22 Participants from 13 ODs in 06 provinces. (Stung Treng, Svay Rieng, Rattanakiri, Mondulkiri, Preah Vihear and Banteay Meanchey)

IV. Challenges:

The B-IACM implementation face the challenges as indicated in the following:

- The B-IACM has been scaling up covering the national wide in 25 provinces with 56 ODs, but GFATM grant 2021-2023 did not approved for B-IACM/P4R activities.
- Most of healthcare workers are deploying to work on COVID-19 outbreak, especially during the period of community spread started February 20, 2021 and some provinces were lockdown it impacts for Implementation of B-IACM such as trainings, on site coaching.
- Some of OD sites, the computers are old which it is run slow and do not support with new version of B-IACM Data base.

V. Next Step and Moving forward.

The B-IACM Team will be ongoing to provide technical support as indicated in the following:

- Ongoing provide technical support to selected ODs especially new sites and sites with low performance.
- Provide technical support and coordination work with Group of Champion (GoC) for effectively coordinating on B-IACM Implementation. On site coaching by field trips, phone call or online to CMCs, CMAs (new and old) on how to perform data entry corrected.
- Scaling-Up fore new sites Kampong Cham (Bathay OD), Pursat (Bakan & Kravan ODs) and Kampong Chhnang (Kampong Tralach OD)
- Conduct the Refresher training on B-IACM database and tool for new sites.
- To organize the workshop to review and interlink of ACM and CQI approach. The workshop on reviewing on progress of ACM implementation and interlink CQI approach to monitor the HIV cascades for GP and KPs.

Date 31 January 2022

Seen and Approved




Dr. Ouk Vichea
Director of NCHADS

Checked by



Dr. Ngauv Bora
Head of Technical Bureau

Verified by



Dr. Kaeoun Chetra
Deputy Head of Technical Bureau

Prepared by



Mr. KONG Udom
B-IACM National Coordinator

National Center for HIV/AIDS,
Dermatology and STD

របាយការណ៍ប្រចាំត្រីមាស ស្តីពីការគ្រប់គ្រងករណីអេដស៍សកម្ម

(B-IACM Quarterly report)

Quarter:		1+2+3+4					Year:	2021
Nº	Province	OD Name	Indicators					
			Number of Reactive case	Number of cases confirmed HIV positive	Number of cases Confirm HIV Negative	Number of reactive case not confirm	Number of cases enrolled at ART clinic	Number of HIV + not enroll
1	Battambang	Battambang	193	176	11	6	162	14
2		Sangke	10	10	0	0	8	2
3		Mongressey	13	13	0	0	13	0
4		Thmor Kol	35	34	1	0	34	0
5		Sampov Loun	27	22	0	5	21	1
		Total	278	255	12	11	238	17
6	Kampong Cham	Kampong Cham	56	56	0	0	56	0
7		Choeung Prey	8	8	0	0	8	0
8		Chamka Leu	10	10	0	0	10	0
9		Srey Santhor	13	13	0	0	10	3
		Total	87	87	0	0	84	3
10	Pailin	Pailin	15	15	0	0	15	0
		Total	15	15	0	0	15	0
11	Siem Reap	Siem Reap&AKC	256	240	8	8	237	3
12		South Nikom	24	24	0	0	23	1
13		Kralanh	11	11	0	0	11	0
		Total	291	275	8	8	271	4
14	Oddor Meanchey	Samrong	13	13	0	0	10	3
15		Anlong Veng	21	21	0	0	21	0

		Total	34	34	0	0	31	3
16	Phnom Penh	Chaktomok	496	481	3	12	470	11
17		Pursenchey	89	89	0	0	88	1
18		Mekong	277	275	1	1	272	3
19		Dangkor	25	25	0	0	24	1
20		Bassac	140	140	0	0	140	0
		Total	1027	1010	4	13	994	16
21	Banteaymeanchey	Mongkul borey	115	113	1	1	111	2
22		Poi Pet	46	45	0	1	45	0
23		Thmor Pouk	11	11	0	0	11	0
24		Phrehnet Phreah	9	9	0	0	9	0
		Total	181	178	1	2	176	2
25	Pursat	Sampov Meas	54	54	0	0	53	1
		Total	54	54	0	0	53	1
26	Sihanouk Ville	Sihanouk	100	93	6	1	92	1
		Total	100	93	6	1	92	1
27	Kampong Thom	Kampong Thom	35	35	0	0	35	0
28		Baray	12	12	0	0	12	0
		Total	47	47	0	0	47	0
29	Kampong Speu	Kampong Speu	62	62	0	0	62	0
30		Kong Pisey	21	21	0	0	21	0
31		Odong	11	11	0	0	10	1
		Total	94	94	0	0	93	1
32	Kampot	Kampot	45	45	0	0	45	0
33		Kampong Trach	25	25	0	0	25	0
		Total	70	70	0	0	70	0
34	Takeo	Daunkeo	71	71	0	0	56	15
35		Kirivong	13	13	0	0	11	2
36		Angrokar	11	11	0	0	11	0
37		Preykabas	3	3	0	0	3	0
		Total	98	98	0	0	81	17
38	Koh Kong	Smach Mean Chey	15	15	0	0	14	1
39		Sre Ambel	3	3	0	0	3	0
		Total	18	18	0	0	17	1
40	Kandal	Kien Svay	5	5	0	0	5	0
41		Koh Thom	14	14	0	0	14	0
42		Chey Chumneah	50	50	0	0	50	0

		Total	69	69	0	0	69	0
43	Kampong Chhnang	OD Kg Chhnang	71	69	2	0	69	0
		Total	71	69	2	0	69	0
44	Preah Vihear	OD Tbeng Meanchey	23	23	0	0	23	0
		Total	23	23	0	0	23	0
45	Svay Rieng	OD Svay Rieng	38	38	0	0	32	6
46		OD RomeasHek	10	10	0	0	10	0
		Total	48	48	0	0	42	6
47	Tbong Khmum	OD Suang	43	43	0	0	43	0
48		OD Memut	14	14	0	0	14	0
		Total	57	57	0	0	57	0
49	Prey Veng	OD Prey Veng	43	43	0	0	43	0
50		OD Pea Reang	17	17	0	0	17	0
51		OD Peam Ror	41	41	0	0	41	0
		Total	101	101	0	0	101	0
52	Kep	OD Kep	3	3	0	0	3	0
		Total	3	3	0	0	3	0
53	Kratie	OD Kratie	18	18	0	0	18	0
		Total	18	18	0	0	18	0
54	Stung Treng	OD Stung Treng	9	9	0	0	9	0
		Total	9	9	0	0	9	0
55	Mondulkiri	OD Mondulkiri	5	5	0	0	5	0
		Total	5	5	0	0	5	0
56	Ratanakiri	OD Ratanakiri	27	27	0	0	27	0
		Total	27	27	0	0	27	0
		Total	2825	2757	33	35	2685	72
				97.59 %	1.17 %	1.24 %	97.39 %	2.61 %

Phnom Penh 20 January, 2022

Seen and Approved by:
NCHADS Director



Dr. Ouk Vichea

Checked by:
Chief of Technical Bureau



Dr. Ngauv Bora

Verified by:
Vice-Chief of Technical Bureau



Dr. Kaoeun Chetra

Prepared by:
B-IACM Team



Mr. LY Sokny