

មជ្ឈមណ្ឌលជាតិប្រយុទ្ធនឹងជំងឺអេដស៍ សើស្បែក និងការមរោគ

National Center for HIV/AIDS Dermatology and STD

របាយការណ៍ត្រីមាសស្តីពីការព្យាបាលអ្នកជំងឺ HIV/AIDS និង HCV-HIV Co-Infection

Quarterly Report on HIV/AIDS and HCV-HIV Co-Infection

សរុបចំនួនខេត្ត-ក្រុង (Total Provinces/Cities)		25				
សរុបចំនួនសេវាព្យាបាល (Total Pre-ART/ART sites)		70 (Pediatric = 41)				
ឆ្នាំ (Year)		2021		ត្រីមាសទី (Quarter)	1	
ប្រភេទ (Category)		អាយុ (Age)	ភេទ (Sex)		សរុប Total	
			ប្រុស Male	ស្រី Female		
ចំនួនអ្នកជំងឺសកម្មទាំងអស់ ទទួលបានការព្យាបាលរហូត ដល់ចុងត្រីមាសមុន (Number of All active patients at the end of preceding quarter)	អ្នកជំងឺសកម្ម Pre-ART ទាំងអស់ (Active Pre-ART)	0 - 14	2	3	5	
		>14	31	26	57	
	អ្នកជំងឺសកម្ម ART ទាំងអស់ (Active-ART)	0 - 14	1001	991	1,992	
		>14	29,127	31,032	60,159	
សរុប Total			30,161	32,052	62,213	
ចំនួនអ្នកជំងឺថ្មីដែលបានចុះឈ្មោះទទួលបានការព្យាបាលក្នុងត្រីមាសនេះ (Number of New patients registered during this quarter)		0 - 14	10	7	17	
		>14	697	258	955	
		សរុប Total	707	265	972	
ចំនួនអ្នកជំងឺ Pre-ART ដែលបានធ្វើតេស្តរកមេរោគសារឡើងវិញ ក្នុងត្រីមាសនេះ (Number of Pre-ART patients Re-Tested for HIV during this quarter)		0 - 14	2	1	3	
		>14	82	40	122	
ចំនួនអ្នកជំងឺដែលបោះបង់ សេវា ហើយត្រឡប់មកវិញក្នុងត្រី មាសនេះ (Number of Lost to Follow Up patients who return in this quarter)	អ្នកជំងឺ Pre-ART (Pre-ART patients)	0 - 14	0	0	0	
		>14	3	4	7	
	អ្នកជំងឺ ART (ART patients)	0 - 14	3	3	6	
		>14	87	92	179	
សរុប Total			93	99	192	
ចំនួនអ្នកជំងឺដែលចាប់ផ្តើមព្យាបាលដោយឱសថ ARV នៅក្នុងត្រីមាសនេះ (Number of patients newly started ART during this quarter)		0 - 14	9	8	17	
		>14	702	260	962	
		សរុប Total	711	268	979	
ចំនួនអ្នកជំងឺដែលបានបញ្ជូនចូល នៅក្នុងត្រីមាសនេះ (Number of Patients transferred in during this quarter)		0 - 14	0	1	1	
		>14	150	138	288	
		សរុប Total	150	139	289	
ចំនួនអ្នកជំងឺដែលចាកចេញពី ការព្យាបាល ក្នុងត្រីមាសនេះ (Number of patients who left Care during quarter)	លទ្ធផលតេស្តសារឡើងវិញ អវិជ្ជមាន (HIV Re-Tested Negative)		0 - 14	0	0	0
			>14	0	0	0
	បញ្ជូនចេញ (Transferred Out)		0 - 14	40	35	75
			>14	108	98	206
	លះបង់ការព្យាបាល (Lost to Follow Up)	អ្នកជំងឺ Pre-ART (Pre-ART patients)	0 - 14	0	0	0
			>14	4	6	10
		អ្នកជំងឺ ART (ART patients)	0 - 14	18	16	34
			>14	462	337	799
	ស្លាប់ (Died)	អ្នកជំងឺ Pre-ART (Pre-ART patients)	0 - 14	0	0	0
			>14	2	0	2
អ្នកជំងឺ ART (ART patients)		0 - 14	5	1	6	
	>14	88	61	149		
សរុបអ្នកជំងឺដែលចាកចេញពីការព្យាបាលទាំងអស់			727	554	1281	

ចំនួនអ្នកជំងឺសកម្មទាំងអស់ ដែលកំពុងទទួលបានការ ព្យាបាលរហូតដល់ចុង ត្រីមាសនេះ (Number of All active patients at the end of this quarter)	អ្នកជំងឺសកម្ម Pre-ART ទាំងអស់ (Active Pre-ART)	0 - 14	3	2	5
		>14	23	22	45
	អ្នកជំងឺសកម្ម ART ទាំងអស់ (Active ART)	0 - 14	950	951	1,901
		>14	29,408	31,026	60,434
សរុប Total			30,384	32,001	62,385

G

ចំនួនអ្នកជំងឺទាំងអស់ដែលទទួលបានការអប់រំអំពីការបង្ការជាវិជ្ជមាន ក្នុងត្រីមាសនេះ (Number of patients receiving education on positive prevention during this quarter)	0 - 14	2	0	2
	>14	23,588	23,956	47,544

ចំនួនអ្នកជំងឺដែលបានពិនិត្យសុខភាពរករោគសញ្ញាជំងឺរបេង ក្នុងត្រីមាសនេះ (Number of patients who have been screened for TB Symptom during this quarter)	0 - 14	មាន (+)	0	0	0
		គ្មាន (-)	492	495	987
	>14	មាន (+)	61	42	103
		គ្មាន (-)	23,822	24,478	48,300

ចំនួនអ្នកជំងឺដែលបានចាប់ផ្តើមព្យាបាលបង្ការដោយ INH (Started IPT) ក្នុងត្រីមាសនេះ (Total Number of Patients who started IPT during this quarter)	0 - 14	20	13	33
	>14	1,329	1,118	2,447

ចំនួនអ្នកជំងឺ ដែលបានធ្វើរោគវិនិច្ឆ័យថា មានកើតរបេង ក្នុងត្រីមាសនេះ (Number of active patients who diagnosed TB (BK+/-, EP) during this quarter)	0 - 14	1	1	2
	>14	136	75	211

ចំនួនអ្នកជំងឺ ដែលបានចាប់ផ្តើមព្យាបាលជំងឺរបេង ក្នុងត្រីមាសនេះ (Number of active patients who started TB Treatment during this quarter)	0 - 14	0	0	0
	>14	48	44	92

ចំនួនអ្នកជំងឺរបេង-អេដស៍ ដែលបានចាប់ផ្តើមព្យាបាលដោយ Cotrimoxazole (CPT) នៅក្នុង ត្រីមាសនេះ (Number of TB-HIV patients who Started Cotrimoxazole during this quarter)	0 - 14	10	13	23
	>14	112	77	189

ចំនួនស្ត្រីកំពុងព្យាបាល មានផ្ទៃពោះ ក្នុងត្រីមាសនេះ (Number of women on Care got pregnant during this quarter.)	មានផ្ទៃពោះ មុនមកទទួលបានការព្យាបាល	9	9
	កំពុងទទួលបានការព្យាបាល មានផ្ទៃពោះ	99	99

ចំនួនស្ត្រីមានផ្ទៃពោះ ដែលបានរាយការណ៍ថា (Number of pregnan women reported)	រលូត (Spontaneous abortion)	2	2
	រំលូត (Induced abortion)	4	4

ប្រភេទ (Category)	អាយុ (Age)	ភេទ (Sex)		សរុប Total	
		ប្រុស Male	ស្រី Female		
ចំនួនអ្នកជំងឺដែលបានធ្វើ Anti-HCV Test ក្នុងត្រីមាសនេះ (Number of Patients tested for Anti-HCV during this quarter)	វិជ្ជមាន (Positive)	0 - 14	0	0	0
		> 14	9	9	18
	អវិជ្ជមាន (Negative)	0 - 14	0	0	0
		> 14	53	31	84
ចំនួនអ្នកជំងឺដែលបានធ្វើ HCV Viral Load (Baseline) ក្នុងត្រីមាសនេះ (Number of Patients tested for HCV Viral Load during this quarter)	មានលទ្ធផល Undetectable	0 - 14	0	0	0
		> 14	29	24	53
	មានលទ្ធផល Detectable	0 - 14	0	0	0
		> 14	1	1	2
	រង់ចាំលទ្ធផល	0 - 14	0	0	0
		> 14	0	0	0
សរុប			30	25	55
ចំនួនអ្នកជំងឺដែលបានចាប់ផ្តើមទទួលការព្យាបាល HCV ក្នុងត្រីមាសនេះ (Number of Patients Start HCV Treatment during this quarter)	ចាប់ផ្តើមព្យាបាលថ្មី	0 - 14	0	0	0
		> 14	0	0	0
	ចាប់ផ្តើមព្យាបាលបន្ទាប់ពីបរាជ័យ	0 - 14	0	0	0
		> 14	0	0	0
ចំនួនអ្នកជំងឺដែលបានបញ្ចប់ការព្យាបាល HCV ក្នុងត្រីមាសនេះ (Number of Patients Completed HCV Treatment during this quarter)	0 - 14	0	0	0	
	> 14	0	0	0	
ចំនួនអ្នកជំងឺដែលបានធ្វើ HCV Viral Load ក្រោយពេលបញ្ចប់ការព្យាបាល ១២សប្តាហ៍ (SVR-12) ក្នុងត្រីមាសនេះ (Number of patient tested for HCV Viral Load after 12 weeks of completed treatment)	មានលទ្ធផល Undetectable	0 - 14	0	0	0
		> 14	0	0	0
	មានលទ្ធផល Detectable	0 - 14	0	0	0
		> 14	0	0	0
	រង់ចាំលទ្ធផល	0 - 14	0	0	0
		> 14	0	0	0
សរុប			0	0	0

Phnom Penh, ១១ May 2021

Seen and Approved

NCHADS Director

Dr. Ly Penh Sun

Phnom Penh, ១១ May 2021

Checked by

Deputy Director

Dr. Samreth Sovannarith

Phnom Penh, ១១ May 2021

Prepared by

Data Management Officer

Chief of Technical Bureau

Dr. Ngauv Bora

Mr. Chea Chamnan

Quarterly Report on HIV/AIDS and HCV-HIV Co-Infection, Quarter 1-2021

Provinces and Cities ART Services	Number of all active patients at the end of Preceding Quarter									New Patients Registered during this Quarter					Number of Pre-ART patients Re-Tested for HIV					Patients Lost FU and Return in this quarter									Patients Newly Start ART during this quarter							
	Pre-ART Patients				ART Patients					0 - 14	> 14			Total	0 - 14	> 14			Total	Pre-ART Patients				ART Patients					Total	0 - 14		> 14			Total	
	0 - 14		> 14		0 - 14		> 14				0 - 14		> 14			0 - 14		> 14			0 - 14		> 14													
	B	G	M	F	B	G	M	F	Total	B	G	M	F	Total	B	G	M	F	Total	B	G	M	F	B	G	M	F	B	G	M	F	Total	B	G	M	F
1 Banteay Meanchey																																				
1 Serei Sophon RH	0	0	0	0	14	17	635	622	1,288	0	0	19	4	23	0	0	0	0	0	0	0	0	0	0	0	0	0	2	1	3	0	0	19	4	23	
2 Mongkul Borey PH	0	0	0	0	11	12	452	490	965	0	0	7	3	10	0	0	0	0	0	0	0	0	0	0	0	0	2	0	2	0	0	7	3	10		
3 Poipet RH	0	0	0	0	14	7	546	673	1,240	0	0	7	6	13	0	0	0	0	0	0	0	1	0	0	3	2	6	0	0	7	7	14				
4 Thmor Puok RH	0	0	0	0	0	0	129	163	292	0	0	2	4	6	0	0	0	0	0	0	0	0	0	0	0	1	0	1	0	0	2	4	6			
5 Preah Net Preah RH	0	0	0	0	0	0	53	80	133	0	0	2	0	2	0	0	0	0	0	0	0	0	0	0	0	0	1	1	0	0	2	0	2			
2 Battambang																																				
6 Mong Russey RH	0	0	0	0	7	7	308	363	685	0	0	4	3	7	0	0	4	2	6	0	0	0	0	0	0	2	1	3	0	0	3	3	6			
7 Battambang PH	0	0	1	0	83	59	1448	1502	3,093	0	0	40	15	55	0	0	0	0	0	0	0	0	0	0	7	6	13	0	0	41	15	56				
8 R5 Military Hospital	0	0	0	0	0	0	119	90	209	0	0	0	0	0	0	0	0	0	0	0	0	0	0	0	0	0	0	0	0	0	0	0	0			
9 Thmor Kol RH	0	0	0	0	0	0	378	449	827	0	0	7	4	11	0	0	7	4	11	0	0	0	0	0	0	4	3	7	0	0	7	4	11			
10 Sampov Loun RH	0	0	0	0	10	10	231	292	543	0	0	8	1	9	0	0	5	0	5	0	0	0	0	0	0	1	0	1	0	0	8	1	9			
11 Roka RH	0	0	0	0	20	20	93	137	270	0	0	0	0	0	0	0	0	0	0	0	0	0	0	0	0	0	0	0	0	0	0	0	0			
3 Kampong Cham																																				
12 Kampong Cham PH	0	0	0	0	38	44	972	1056	2,110	0	1	13	6	20	0	0	0	0	0	0	0	0	1	0	12	8	21	0	1	13	6	20				
13 Choeung Prey RH	0	0	0	0	0	0	246	290	536	0	0	1	3	4	0	0	0	0	0	0	0	0	0	0	0	0	0	0	0	0	1	3	4			
14 Chamkar Loeu RH	0	0	0	0	0	0	85	110	195	0	0	3	1	4	0	0	0	0	0	0	0	0	0	0	0	1	1	0	0	3	1	4				
15 Srey Santhor RH	0	0	0	0	0	0	84	116	200	0	0	1	1	2	0	0	0	0	0	0	0	0	0	0	2	1	3	0	0	1	1	2				
16 Batheay RH	0	0	0	0	0	0	9	9	18	0	0	0	0	0	0	0	0	0	0	0	0	0	0	0	0	0	0	0	0	0	0	0	0			
4 Tbaung Khmum																																				
17 Memut RH	0	0	0	0	5	5	142	171	323	0	0	3	2	5	0	0	0	0	0	0	0	0	0	0	0	1	0	1	0	0	3	2	5			
18 Tbaung Khmum RH	0	0	0	0	7	11	556	613	1,187	0	0	9	2	11	0	0	0	0	0	0	0	0	0	0	0	2	2	0	0	9	2	11				
5 Kampong Chhnang																																				
19 Kampong Chhnang PH	0	0	0	0	22	23	360	445	850	0	1	22	6	29	0	0	0	0	0	0	0	0	1	2	4	6	13	0	1	21	6	28				
20 Kampong Tralach RH	0	0	0	0	0	0	4	4	8	0	0	1	2	3	0	0	0	0	0	0	0	0	0	0	0	0	0	0	0	0	1	2	3			
6 Kampong Speu																																				
21 Kampong Speu PH	0	0	1	1	99	87	407	495	1,090	1	0	11	10	22	0	0	0	0	0	0	0	0	0	0	2	14	16	1	0	11	9	21				
22 Oudong RH	0	0	0	1	0	0	141	174	316	0	0	3	2	5	0	0	0	0	0	0	0	0	0	0	0	2	2	0	0	3	3	6				
23 Kong Pisey RH	0	0	0	1	0	0	122	159	282	0	0	5	0	5	0	0	0	0	0	0	0	0	0	1	3	4	0	0	5	1	6					
7 Kampong Thom																																				
24 Kampong Thom PH	0	0	1	0	11	16	340	395	763	0	1	9	4	14	0	1	9	4	14	0	0	0	0	0	0	3	0	3	0	1	9	4	14			
25 Baray Santhuk RH	0	0	0	0	0	0	129	166	295	0	0	3	2	5	0	0	3	2	5	0	0	0	0	0	0	1	0	1	0	0	3	2	5			
8 Kampot																																				
26 Kampot PH	0	0	0	0	23	29	422	584	1,058	0	0	7	5	12	0	0	0	0	0	0	0	0	0	0	2	0	2	0	0	7	5	12				
27 Kampong Trach RH	0	0	0	0	9	16	545	642	1,212	1	0	1	3	5	0	0	0	0	0	0	0	0	0	0	1	0	2	1	0	1	3	5				

Provinces and Cities ART Services	Number of all active patients at the end of Preceding Quarter									New Patients Registered during this Quarter				Number of Pre-ART patients Re-Tested for HIV				Patients Lost FU and Return in this quarter								Patients Newly Start ART during this quarter											
	Pre-ART Patients				ART Patients					Total	0 - 14		> 14		Total	0 - 14		> 14		Total	Pre-ART Patients				ART Patients				Total	0 - 14		> 14			Total		
	0 - 14		> 14		0 - 14		> 14				0 - 14		> 14			0 - 14		> 14			0 - 14		> 14		0 - 14		> 14			0 - 14		> 14					
	B	G	M	F	B	G	M	F	Total	B	G	M	F	Total	B	G	M	F	Total	B	G	M	F	Total	B	G	M	F	Total	B	G	M	F	Total			
9 Kandal																																					
28	Chey Chum Neash PH	0	0	0	2	33	43	922	1036	2,036	0	0	12	7	19	0	0	0	0	0	0	0	0	0	0	0	0	0	0	0	0	0	0	0	12	7	19
29	Koh Thom RH	0	0	0	0	9	9	194	260	472	0	0	2	2	4	0	0	0	0	0	0	0	0	0	0	0	0	0	0	0	0	0	0	0	2	2	4
30	Kean Svay RH	0	0	1	0	0	0	81	149	231	0	0	1	1	2	0	0	0	0	0	0	0	0	0	0	0	0	0	0	0	0	0	0	0	1	1	2
10 Koh Kong																																					
31	Smach Meanchey PH	0	0	0	0	7	10	317	357	691	0	0	2	2	4	0	0	0	0	0	0	0	0	0	0	0	1	0	1	0	0	2	2	4			
32	Sre Ambil RH	0	0	0	0	3	2	125	156	286	0	0	2	1	3	0	0	0	0	0	0	0	0	0	0	0	0	0	0	0	0	0	0	0	2	1	3
11 Kratie																																					
33	Kratie PH	0	0	2	1	7	7	264	301	582	0	0	5	1	6	0	0	0	0	0	0	0	1	0	0	0	2	1	4	0	0	8	2	10			
12 Phnom Penh																																					
34	NCHADS ART Clinic	0	0	0	0	17	26	1466	1384	2,893	0	0	24	11	35	0	0	0	0	0	0	0	0	0	0	0	1	0	1	0	0	24	11	35			
35	Calmette Hospital	0	0	0	0	0	0	748	776	1,524	0	0	10	3	13	0	0	0	0	0	0	0	0	0	0	0	3	3	0	0	10	3	13				
36	Preah Kossamak	0	0	10	8	0	0	1645	1527	3,190	0	0	31	7	38	0	0	0	0	0	0	0	1	0	0	0	1	9	11	0	0	32	5	37			
37	National Pediatric *	0	2	0	0	208	181	245	208	844	3	3	1	2	9	0	0	0	0	0	0	0	0	0	0	0	1	1	2	3	4	1	2	10			
38	Center of Hope	0	0	2	3	0	0	1624	1936	3,565	0	0	19	12	31	0	0	0	0	0	0	0	0	0	0	0	0	0	0	0	0	19	10	29			
39	Preah Ketomealea *	0	0	0	1	0	0	593	556	1,150	0	0	6	10	16	0	0	0	0	0	0	0	0	0	0	0	0	0	0	0	6	11	17				
40	Social Health Clinic	0	0	0	0	18	14	1190	1217	2,439	0	0	9	1	10	0	0	0	0	0	0	0	0	0	0	0	1	4	5	0	0	9	1	10			
41	Chhouk Sar Clinic	0	0	3	0	3	5	1496	509	2,016	0	0	181	8	189	0	0	0	0	0	0	0	0	0	0	0	1	0	1	0	0	183	8	191			
42	Samdach Ov RH	0	0	0	4	0	0	349	333	686	0	0	11	5	16	0	0	0	0	0	0	0	0	0	0	0	0	0	0	0	11	5	16				
43	Meanchey RH	0	0	0	0	0	0	494	482	976	0	0	13	4	17	0	0	0	0	0	0	0	0	0	0	0	1	0	1	0	0	12	4	16			
44	Dang Kor RH	0	0	4	1	0	0	382	286	673	0	0	14	8	22	0	0	0	0	0	0	0	1	0	0	0	1	2	4	0	0	17	8	25			
45	Pochintong RH	0	0	1	0	0	0	550	504	1,055	0	0	26	8	34	0	0	0	0	0	0	0	0	0	0	0	0	0	0	0	26	8	34				
13 Prey Veng																																					
46	Neak Loeung RH	0	0	0	0	29	30	511	808	1,378	0	0	5	5	10	0	0	0	0	0	0	0	0	0	0	0	4	1	5	0	0	5	5	10			
47	Prey Veng PH	0	0	0	0	18	11	462	536	1,027	0	0	5	9	14	0	0	0	0	0	0	0	0	0	0	0	1	1	2	0	0	5	8	13			
48	Pearling RH	0	0	0	0	10	8	103	146	267	1	0	2	3	6	0	0	0	0	0	0	0	0	0	0	0	1	2	3	0	0	2	3	5			
14 Pursat																																					
49	Sampov Meas PH	0	0	0	0	20	23	501	553	1,097	0	0	12	5	17	0	0	0	0	0	0	0	0	0	0	0	2	1	3	0	0	12	5	17			
50	Phnom Kravanh RH	0	0	0	0	0	0	67	74	141	0	0	0	0	0	0	0	0	0	0	0	0	0	0	0	0	0	0	0	0	0	0	0				
51	Bakan RH	0	0	0	0	0	0	61	72	133	0	0	0	0	0	0	0	0	0	0	0	0	0	0	0	0	1	0	1	0	0	0	0	0			
15 Siem Reap																																					
52	Siem Reap PH	0	0	2	1	0	0	1902	1800	3,705	0	0	46	22	68	0	0	46	22	68	0	0	0	2	0	0	6	4	12	0	0	46	24	70			
53	Komar Angkor Hospital	1	0	0	0	93	107	0	0	201	2	0	0	0	2	2	0	0	0	2	0	0	0	0	0	0	0	0	0	2	0	0	2				
54	Soth Nikum RH	0	0	0	0	0	0	275	357	632	0	0	6	4	10	0	0	6	4	10	0	0	0	0	0	0	1	1	2	0	0	6	4	10			
55	Kralanh RH	0	0	0	0	0	0	121	140	261	0	0	1	1	2	0	0	1	1	2	0	0	0	0	0	0	0	0	0	0	0	1	1	2			
16 Preah Sihanouk																																					
56	Sihanouk PH	0	0	0	0	27	16	950	1006	1,999	0	0	11	8	19	0	0	0	0	0	0	0	0	0	0	0	1	3	4	0	0	11	8	19			
17 Stung Treng																																					

Quarterly Report on HIV/AIDS and HCV-HIV Co-Infection, Quarter 1-2021

Patients Transferred In during this quarter				Patients who Left Care during this Quarter																				Number of all active patients at the end of this Quarter													
0 - 14		> 14		Total	HIV Re-Tested NEGATIVE				Patients Transferred Out				Lost to Follow Up								Died				Total	Active Pre-ART Patients				Active ART Patients				Total			
0 - 14		> 14			0 - 14		> 14		0 - 14		> 14		Pre-ART Patients				ART Patients				0 - 14		> 14			0 - 14		> 14									
B	G	M	F		0 - 14		> 14		0 - 14		> 14		0 - 14		> 14		0 - 14		> 14		0 - 14		> 14			0 - 14		> 14									
B	G	M	F		B	G	M	F	B	G	M	F	B	G	M	F	B	G	M	F	B	G	M	F		B	G	M	F								
Banteay Meanchey																																					
0	0	1	2	3	0	0	0	0	0	1	0	0	0	0	0	1	0	5	4	0	0	0	0	0	0	2	2	15	0	0	0	0	13	16	650	623	1,302
0	0	0	0	0	0	0	0	0	0	0	0	2	0	0	0	0	0	2	4	0	0	0	0	0	0	1	1	10	0	0	0	0	11	12	458	486	967
0	0	3	1	4	0	0	0	0	0	0	0	0	0	0	0	0	0	0	3	4	0	0	0	0	0	1	1	9	0	0	0	0	14	7	555	678	1,254
0	0	0	0	0	0	0	0	0	0	0	0	0	0	0	0	0	0	3	1	0	0	0	0	0	0	1	3	8	0	0	0	0	0	0	128	163	291
0	0	0	1	1	0	0	0	0	0	0	0	0	0	0	0	0	0	1	2	0	0	0	0	0	0	1	0	4	0	0	0	0	0	53	80	133	
Battambang																																					
0	0	0	1	1	0	0	0	0	0	0	0	0	0	0	0	1	7	0	0	0	0	0	0	0	1	0	9	0	0	1	0	7	7	311	361	687	
0	0	7	8	15	0	0	0	0	5	0	6	6	0	0	0	1	1	31	27	0	0	0	0	0	6	2	85	0	0	0	0	77	58	1,460	1,496	3,091	
0	0	0	0	0	0	0	0	0	0	0	0	0	0	0	0	0	0	0	0	0	0	0	0	0	0	0	0	0	0	0	0	0	0	119	90	269	
0	0	2	2	4	0	0	0	0	0	0	0	1	0	0	0	0	0	12	8	0	0	0	0	0	2	1	24	0	0	0	0	0	0	377	448	825	
0	0	0	2	2	0	0	0	0	0	0	1	1	0	0	0	1	0	7	7	0	0	0	0	0	1	0	18	0	0	0	0	9	10	231	287	537	
0	0	0	2	2	0	0	0	0	0	1	1	0	0	0	0	0	0	2	0	0	0	0	0	0	0	0	4	0	0	0	0	20	19	90	139	268	
Kampong Cham																																					
0	0	10	9	19	0	0	0	0	9	6	3	2	0	0	0	1	0	18	14	0	0	0	0	0	4	5	62	0	0	0	0	29	39	982	1,058	2,108	
0	0	1	1	2	0	0	0	0	0	0	1	0	0	0	0	0	0	4	4	0	0	0	0	0	0	1	10	0	0	0	0	0	244	288	532		
0	0	1	0	1	0	0	0	0	0	0	0	1	0	0	0	0	0	1	0	0	0	0	0	0	0	0	2	0	0	0	0	0	88	111	199		
0	0	1	0	1	0	0	0	0	0	0	0	0	0	0	0	0	0	1	0	0	0	0	0	0	1	1	3	0	0	0	0	0	86	117	203		
0	0	1	2	3	0	0	0	0	0	0	0	0	0	0	0	0	0	1	0	0	0	0	0	0	0	0	1	0	0	0	0	0	9	11	20		
Tbaung Khmum																																					
0	0	1	0	1	0	0	0	0	0	0	1	0	0	0	0	0	0	0	0	0	0	0	0	0	4	1	6	0	0	0	0	5	5	142	172	324	
0	0	5	5	10	0	0	0	0	0	0	3	2	0	0	0	0	0	12	6	0	0	0	0	0	2	0	25	0	0	0	0	7	11	553	614	1,185	
Kampong Chhnang																																					
0	0	7	1	8	0	0	0	0	4	1	12	5	0	0	0	1	0	12	11	0	0	0	0	0	1	3	50	0	0	1	0	18	25	367	439	850	
0	0	13	5	18	0	0	0	0	0	0	1	0	0	0	0	0	0	0	0	0	0	0	0	0	0	0	1	0	0	0	0	0	17	11	28		
Kampong Speu																																					
0	0	2	0	0	0	0	0	0	0	2	2	2	0	0	0	2	2	2	7	12	0	0	0	0	1	0	1	1	1	1	1	1	1	1	1	1,096	
0	0	0	1	0	0	0	0	0	0	0	1	1	0	0	0	0	0	3	1	0	0	0	0	0	0	1	1	8	0	0	0	0	0	139	177	316	
0	0	0	2	2	0	0	0	0	0	0	0	0	0	0	0	0	0	4	0	0	0	0	0	0	0	1	0	5	0	0	0	0	0	123	165	288	
Kampong Thom																																					
0	0	1	1	2	0	0	0	0	0	0	6	12	0	0	1	0	0	1	12	10	0	0	0	0	1	0	1	1	1	1	1	1	1	1	1	737	
0	0	0	0	0	0	0	0	0	0	0	1	0	0	0	0	0	0	7	5	0	0	0	0	0	0	0	0	13	0	0	0	0	0	125	163	288	
Kampot																																					
0	0	1	1	2	0	0	0	0	1	0	0	2	0	0	0	0	0	4	4	0	0	0	0	0	1	3	2	17	0	0	0	0	22	28	425	582	1,057
0	0	1	3	4	0	0	0	0	0	1	5	1	0	0	0	0	1	2	0	1	0	0	0	0	0	3	1	15	0	0	0	0	9	14	539	646	1,208

Patients Transferred In during this quarter					Patients who Left Care during this Quarter																				Number of all active patients at the end of this Quarter																	
0 - 14		> 14			Total	HIV Re-Tested NEGATIVE				Patients Transferd Out				Lost to Follow Up								Died								Total	Active Pre-ART Patients				Active ART Patients				Total			
0 - 14		> 14				0 - 14		> 14		0 - 14		> 14		Pre-ART Patients				ART Patients				Pre-ART Patients				ART Patients					0 - 14		> 14		0 - 14		> 14					
B	G	M	F	B		G	M	F	B	G	M	F	B	G	M	F	B	G	M	F	B	G	M	F	B	G	M	F	B		G	M	F	B	G	M	F	B		G	M	F

Kandal

0	0	0	1	1	0	0	0	0	0	0	4	4	0	0	0	2	2	1	12	15	0	0	0	0	0	0	0	0	0	0	0	0	0	0	40	0	0	0	0	0	31	42	918	1,025	2,016
0	0	0	1	1	0	0	0	0	0	0	0	0	0	0	0	0	0	0	2	0	0	0	0	0	0	0	0	0	0	0	0	0	0	0	0	0	0	0	9	9	193	262	473		
0	0	0	0	0	0	0	0	0	0	0	0	0	0	0	1	0	0	0	1	2	0	0	0	0	0	0	0	0	0	0	0	0	0	0	0	0	0	0	0	0	81	148	229		

Koh Kong

0	0	3	5	8	0	0	0	0	1	0	0	0	0	0	0	0	0	7	5	0	0	0	0	0	0	0	0	0	2	0	15	0	0	0	0	0	6	10	314	359	689	
0	0	1	1	2	0	0	0	0	0	0	0	0	0	0	0	0	0	0	0	0	0	0	0	0	0	0	0	0	1	1	2	0	0	0	0	0	0	3	2	127	157	289

Kratie

0	0	0	1	1	0	0	0	0	0	0	2	0	0	0	0	0	0	2	1	0	0	0	0	1	0	1	1	1	8	0	0	0	0	0	6	7	269	303	585
---	---	---	---	---	---	---	---	---	---	---	---	---	---	---	---	---	---	---	---	---	---	---	---	---	---	---	---	---	---	---	---	---	---	---	---	---	-----	-----	-----

Phnom Penh

0	0	7	5	12	0	0	0	0	3	0	2	2	0	0	0	0	0	1	8	5	0	0	0	0	0	0	3	2	26	0	0	0	0	0	14	25	1,485	1,391	2,915
0	0	1	1	2	0	0	0	0	0	0	0	1	0	0	0	0	0	0	2	2	0	0	0	0	0	0	3	2	10	0	0	0	0	0	0	0	754	778	1,532
0	0	4	2	6	0	0	0	0	0	0	3	1	0	0	0	0	0	0	17	21	0	0	0	0	0	0	0	2	44	0	0	10	10	0	0	1,662	1,519	3,201	
0	0	2	3	5	0	0	0	0	1	2	1	1	0	0	0	0	2	1	6	3	0	0	0	0	1	0	0	0	18	0	1	0	0	207	182	242	210	842	
0	0	0	0	0	0	0	0	0	0	0	7	3	0	0	0	1	0	0	21	15	0	0	0	0	0	0	2	2	51	0	0	2	4	0	0	1,613	1,926	3,545	
0	0	2	1	3	0	0	0	0	0	0	0	1	0	0	0	0	0	0	17	12	0	0	0	0	0	0	0	0	30	0	0	0	0	0	0	584	555	1,139	
0	0	3	4	7	0	0	0	0	0	3	0	1	0	0	0	0	1	0	12	6	0	0	0	0	0	0	0	0	23	0	0	0	0	0	17	11	1,191	1,219	2,438
0	1	4	0	5	0	0	0	0	0	0	3	0	0	0	1	0	0	0	60	20	0	0	0	0	0	0	1	3	88	0	0	0	0	3	6	1,620	494	2,123	
0	0	0	0	0	0	0	0	0	0	0	0	1	0	0	0	0	0	0	10	5	0	0	0	0	0	0	1	0	17	0	0	0	4	0	0	349	332	685	
0	0	1	3	4	0	0	0	0	0	0	2	1	0	0	0	0	0	0	10	7	0	0	0	0	0	0	2	0	22	0	0	1	0	0	0	494	481	976	
0	0	2	3	5	0	0	0	0	0	0	2	3	0	0	0	0	0	0	6	5	0	0	0	0	0	0	2	1	19	0	0	2	1	0	0	392	290	685	
0	0	3	5	8	0	0	0	0	0	0	1	3	0	0	0	0	0	0	12	4	0	0	0	0	0	0	1	1	22	0	0	1	0	0	0	565	509	1,075	

Prey Veng

0	0	2	2	4	0	0	0	0	2	2	3	1	0	0	0	0	0	2	0	0	0	0	0	0	0	0	1	2	13	0	0	0	0	0	27	28	516	813	1,384
0	0	1	2	3	0	0	0	0	0	0	1	2	0	0	0	0	0	0	4	0	0	0	0	0	0	0	0	1	8	0	0	0	1	18	11	464	544	1,038	
0	0	0	1	1	0	0	0	0	0	0	0	0	0	0	0	0	0	0	0	0	0	0	0	0	0	0	1	0	1	1	0	0	0	0	10	8	105	152	276

Pursat

0	0	5	7	12	0	0	0	0	0	3	6	7	0	0	0	0	0	6	4	0	0	0	0	0	0	0	4	1	31	0	0	0	0	20	20	504	554	1,098
0	0	2	5	7	0	0	0	0	0	0	0	0	0	0	0	0	0	0	0	0	0	0	0	0	0	0	0	0	0	0	0	0	0	0	0	69	79	148
0	0	1	3	4	0	0	0	0	0	0	1	0	0	0	0	0	0	0	0	0	0	0	0	0	0	0	0	0	1	0	0	0	0	0	0	62	75	137

Siem Reap

0	0	7	6	13	0	0	0	0	0	0	13	10	0	0	1	1	0	0	26	16	0	0	1	0	0	0	6	1	75	0	0	0	0	0	0	1,916	1,807	3,723
0	0	0	0	0	0	0	0	0	6	6	0	0	0	0	0	3	0	0	0	0	0	0	0	0	0	0	0	0	15	1	0	0	0	86	101	0	0	188
0	0	2	1	3	0	0	0	0	0	0	3	5	0	0	0	0	0	0	4	1	0	0	0	0	0	0	2	0	15	0	0	0	0	0	0	275	357	632
0	0	0	2	2	0	0	0	0	0	0	0	0	0	0	0	0	0	0	2	1	0	0	0	0	0	0	0	0	3	0	0	0	0	0	0	120	142	262


Preah Sihanouk


0	0	7	5	12	0	0	0	0	0	0	5	5	0	0	0	0	0	0	24	23	0	0	0	0	0	0	5	4	66	0	0	0	0	0	27	16	935	990	1,989
---	---	---	---	----	---	---	---	---	---	---	---	---	---	---	---	---	---	---	----	----	---	---	---	---	---	---	---	---	----	---	---	---	---	---	----	----	-----	-----	-------


Stung Treng


Provinces and Cities ART Services	Number of Patients Receiving education on Positive Prevention during this Quarter					Number of patients screened for TB Symptoms during this Quarter						Number of patients started IPT during this Quarter					Number of patients Diagnosed TB (BK+/-, EP) during this Quarter					Number of patients Started TB Treatment during this quarter					Number of TB-HIV patients Started Cotrimoxazole during this quarter					Number of women on Care got pregnant during this Quarter		Number of Pregnant women reported:	
	0 - 14		> 14			0 - 14			> 14			0 - 14		> 14			0 - 14		> 14			0 - 14		> 14			Got pregnant before getting treatment	Got pregnant during treatment	Spontaneous abortion	Induced abortion					
						(+)		(-)				Total							Total					Total											
	B	G	M	F	Total	B	G	B	G	M	F	M	F	Total	B	G	M	F	Total	B	G	M	F	Total	B	G	M	F	Total	B	G	M	F	Total	
9 Kandal																																			
28	Chey Chum Neash PH	0	0	804	904	1,708	0	0	0	0	0	0	750	951	1,701	0	0	45	36	81	0	0	0	0	0	0	0	21	20	41	0	0	1	1	2
29	Koh Thom RH	0	0	279	367	646	0	0	9	7	8	5	9	243	281	0	0	0	2	2	0	0	0	0	0	0	0	0	0	0	0	1	1	2	
30	Kean Svay RH	0	0	126	237	363	0	0	0	0	0	0	1	139	140	0	0	1	1	2	0	0	0	1	1	0	0	0	1	1	0	0	1	1	2
10 Koh Kong																																			
31	Smach Meanchey PH	0	0	314	358	672	0	0	6	10	1	1	312	352	682	0	0	0	0	0	0	0	4	2	6	0	0	0	0	0	0	0	1	0	1
32	Sre Ambil RH	0	0	126	156	282	0	0	1	0	0	0	125	152	278	0	0	7	6	13	0	0	0	0	0	0	0	0	0	0	0	0	1	1	2
11 Kratie																																			
33	Kratie PH	0	0	0	0	0	0	0	0	0	0	0	0	0	0	0	0	0	0	0	0	0	0	0	0	0	0	0	0	0	0	0	0	0	
12 Phnom Penh																																			
34	Khmer Soviet Hospital	0	0	1,452	1,351	2,803	0	0	13	24	0	0	1,252	1,131	2,420	0	0	165	99	264	0	0	1	2	3	0	0	0	0	0	1	1	54	20	76
35	Calmette Hospital	0	0	729	758	1,487	0	0	0	0	2	0	726	758	1,486	0	0	0	0	0	0	0	1	1	2	0	0	0	1	1	0	0	1	1	2
36	Presh Kossamak	0	0	1,491	1,364	2,855	0	0	0	0	0	0	1,428	1,305	2,733	0	0	20	22	42	0	0	1	0	1	0	0	0	0	0	0	0	1	3	4
37	National Pediatric	0	0	241	210	451	0	0	105	85	0	0	102	98	390	10	3	10	10	33	0	0	2	2	4	0	0	0	0	0	1	2	1	1	5
38	Center of Hope	0	0	360	304	664	0	0	0	0	17	15	1,233	1,488	2,753	0	0	48	81	129	0	0	16	12	28	0	0	2	8	10	0	0	4	4	8
39	Presh Ketomealea	0	0	465	433	898	0	0	0	0	0	0	414	400	814	0	0	0	0	0	0	0	1	1	2	0	0	0	1	1	0	0	0	0	0
40	Social Health Clinic	0	0	982	962	1,944	0	0	1	1	0	0	795	954	1,751	0	0	27	18	45	0	0	0	1	1	0	0	0	0	0	0	1	1	1	3
41	Chhouk Sar Clinic	0	0	1,537	422	1,959	0	0	3	3	0	0	1,533	422	1,961	0	0	152	7	159	0	0	16	2	18	0	0	2	0	2	0	1	1	3	
42	Samdach Ov RH	0	0	306	332	638	0	0	0	0	0	0	296	270	566	0	0	22	7	29	0	0	2	0	2	0	0	0	0	0	0	0	1	1	3
43	Meanchey RH	0	0	485	468	953	0	0	0	0	0	0	476	449	925	0	0	11	3	14	0	0	1	3	4	0	0	0	0	0	0	0	2	1	3
44	Dang Kor RH	0	0	378	286	664	0	0	0	0	0	0	377	286	663	0	0	5	3	8	0	0	0	0	0	0	0	0	0	0	0	0	1	1	2
45	Pochintong RH	0	0	473	430	903	0	0	0	0	0	0	472	425	897	0	0	22	8	30	0	0	4	3	7	0	0	0	0	0	0	0	1	1	2
13 Prey Veng																																			
46	Neak Loeung RH	0	0	0	0	0	0	0	0	0	0	437	0	437	0	0	0	0	0	0	0	0	0	0	0	0	0	0	0	0	0	0	0	0	
47	Prey Veng RH	0	0	396	463	859	0	0	15	8	0	0	394	462	879	0	0	18	14	32	0	0	4	2	6	0	0	0	0	0	1	1	1	1	4
48	Pearaing RH	0	0	0	0	0	0	0	0	0	0	0	0	0	0	0	0	0	0	0	0	0	0	0	0	0	0	0	0	0	0	0	0	0	0
14 Pursat																																			
49	Sampev Meas PH	0	0	420	466	886	0	0	7	5	0	0	313	352	677	0	0	1	2	3	0	0	0	0	0	0	0	0	0	0	0	0	1	1	2
50	Phnom Kravanh RH	0	0	68	78	146	0	0	0	0	0	0	68	78	146	0	0	0	0	0	0	0	0	0	0	0	0	0	0	0	0	0	0	0	0
51	Bakan RH	0	0	56	70	126	0	0	0	0	0	0	3	7	10	0	0	0	0	0	0	0	0	1	1	0	0	0	0	0	0	0	0	0	0
15 Siem Reap																																			
52	Siem Reap PH	0	0	1,719	1,604	3,323	0	0	0	0	4	2	1,712	1,602	3,320	0	0	48	33	81	0	0	49	12	61	0	0	10	3	13	0	0	1	1	2
53	Komar Angkor Hospital	2	0	0	0	2	0	0	0	0	0	0	0	0	2	0	0	0	0	0	0	0	0	0	0	0	0	0	0	0	0	0	0	0	0
54	Soth Nikum RH	0	0	235	303	538	0	0	0	0	0	0	235	303	538	0	0	24	26	50	0	0	1	0	1	0	0	0	0	0	0	0	1	1	2
55	Kralanh RH	0	0	100	116	216	0	0	0	0	0	0	100	116	216	0	0	1	2	3	0	0	0	0	0	0	0	0	0	0	0	0	1	1	2
16 Preah Sihanouk																																			
56	Sihanouk PH	0	0	0	0	0	0	0	19	16	20	16	794	819	1,684	0	0	222	225	447	0	0	0	0	0	0	0	0	0	0	0	0	0	0	0
17 Stung Treng																																			

Provinces and Cities ART Services	Number of Patients Receiving education on Positive Prevention during this Quarter					Number of patients screened for TB Symptoms during this Quarter					Number of patients started IPT during this Quarter					Number of patients Diagnosed TB (BK+/-, EP) during this Quarter					Number of patients Started TB Treatment during this quarter					Number of TB-HIV patients Started Cotrimoxazole during this quarter					Number of women on Care got pregnant during this Quarter		Number of Pregnant women reported:							
	0 - 14		> 14			0 - 14		> 14			0 - 14		> 14			0 - 14		> 14			0 - 14		> 14			Got pregnant before getting treatment	Got pregnant during treatment	Spontaneous abortion	Induced abortion											
	B	G	M	F	Total	(+)	(-)	(+)	(-)	Total	B	G	M	F	Total	B	G	M	F	Total	B	G	M	F	Total															
	B	G	B	G	M	F	M	F	Total	B	G	M	F	Total	B	G	M	F	Total	B	G	M	F	Total	B	G	M	F	Total											
57	Stung Treng PH	0	0	171	189	360	0	0	0	0	0	164	182	346	0	0	4	5	9	0	0	0	0	0	0	0	0	1	0	1	1	3	0	0	0	0				
18	<i>Svay Rieng</i>																																							
58	Svay Rieng PH	0	0	484	633	1,117	0	0	19	20	0	0	479	625	1,143	0	0	68	91	159	0	1	5	6	12	0	0	0	1	1	0	0	1	1	2	0	0	0	0	
59	Romeas Hek RH	0	0	0	0	0	0	0	0	1	1	0	0	2	0	0	1	1	2	0	0	0	0	0	0	0	0	0	0	0	1	1	0	0	0	0	0			
19	<i>Takeo</i>																																							
60	Takeo PH	0	0	578	690	1,268	0	0	56	76	1	0	506	734	1,373	0	0	10	6	16	0	0	3	6	9	0	0	0	0	0	1	0	1	2	4	0	0	0	0	
61	Ang Roka RH	0	0	190	234	424	0	0	3	0	0	0	169	211	383	0	0	0	1	1	0	0	0	2	2	0	0	0	0	0	1	0	1	1	3	0	0	0	0	
62	Kirivong RH	0	0	195	248	443	0	0	3	4	0	0	195	248	450	0	0	7	14	21	0	0	0	0	0	0	0	0	0	0	1	1	0	0	2	0	0	0	0	
63	Prey Kabas RH	0	0	106	148	254	0	0	0	0	0	0	106	148	252	0	0	1	0	1	0	0	0	0	0	0	0	0	1	0	0	0	0	0	0	0	0	0		
20	<i>Oddar Meanchey</i>																																							
64	Samrong PH	0	0	142	179	321	0	0	0	0	0	0	121	135	256	0	0	17	30	47	0	0	0	0	0	0	0	0	0	0	1	1	0	0	2	0	0	0	0	
65	Anlong Veng RH	0	0	0	0	0	0	0	0	0	0	0	0	0	0	0	0	0	0	0	0	0	0	0	0	0	0	0	0	0	0	0	0	0	0	0	0	0		
21	<i>Pailin</i>																																							
66	Pailin PH	0	0	89	138	227	0	0	0	0	0	0	0	0	0	0	0	1	0	1	0	0	2	0	2	0	0	0	0	0	0	0	0	1	0	0	1	0	0	
22	<i>Preah Vihear</i>																																							
67	16 Makara PH	0	0	142	149	291	0	0	9	8	0	0	134	144	295	0	0	6	7	13	0	0	1	0	1	0	0	0	0	0	1	1	1	1	4	0	0	0	0	
23	<i>Kep</i>																																							
68	Kep PH	0	0	38	47	85	0	0	0	3	0	0	36	46	85	0	0	1	0	1	0	0	0	0	0	0	0	0	0	0	0	1	1	0	0	2	0	0	0	0
24	<i>Mondulkiri</i>																																							
69	Mondulkiri PH	0	0	23	29	52	0	0	0	2	0	0	23	29	54	0	0	1	0	1	0	0	0	0	0	0	0	0	0	0	0	0	0	0	0	0	0	0	0	
25	<i>Ratanakiri</i>																																							
70	Ratanakiri PH	0	0	89	92	181	0	0	4	5	0	0	85	86	180	0	0	1	0	1	0	0	0	0	0	0	0	0	0	0	0	0	0	0	1	0	0	1	0	
TOTAL		2	0	23,588	23,956	47,546	0	0	492	495	61	42	23,822	24,478	49,390	20	13	1,329	1,118	2,480	1	1	136	75	213	0	0	48	44	92	10	13	112	77	212	9	99	2	4	


Phnom Penh, 11 May 2021
 Seen and Approved
 NCHADS Director

 Dr. Ly Penh Sun


Phnom Penh, 11 January 2021
 Checked by
 Deputy Director

 Dr. Samreth Sovannarith


Phnom Penh, 11 May 2021
 Checked by
 Chief of Technical Bureau

 Dr. Ngauv Bora


Phnom Penh, 11 May 2021
 Prepared by
 Data Management Unit

 Mr. Chea Chamnan

Provinces and Cities ART Services	Number of Patients Tested for Anti-HCV during this Quarter								Total	Number of Patients Tested for HCV Viral Load during this quarter												Total	Number of Patients Start HCV Treatment during this quarter								Total	Number of Patients Completed HCV Treatment during this Quarter																Total	Number of Patients Tested for HCV Viral Load After 12 weeks of Completed Treatment (SVR 12) during this quarter												Total
	Positive				Negative					Undetectable				Detectable				Waiting Result					Newly Start treatment				Start treatment after failure					0 - 14				> 14				0 - 14				> 14					0 - 14				> 14								
	0 - 14		> 14		0 - 14		> 14			0 - 14		> 14		0 - 14		> 14		0 - 14		> 14			0 - 14		> 14		0 - 14		> 14			0 - 14		> 14		0 - 14		> 14		0 - 14		> 14																			
	B	G	M	F	B	G	M	F		B	G	M	F	B	G	M	F	B	G	M	F		B	G	M	F	B	G	M	F		B	G	M	F	B	G	M	F	B	G	M	F	B	G	M	F		B	G	M	F									
57 Stung Treng PH	0	0	0	0	0	0	0	0	0	0	0	0	0	0	0	0	0	0	0	0	0	0	0	0	0	0	0	0	0	0	0	0	0	0	0	0	0	0	0	0	0	0	0	0	0	0	0	0	0	0	0	0	0	0	0	0					
18 Svay Rieng																																																													
58 Svay Rieng PH	0	0	0	0	0	0	0	0	0	0	0	0	0	0	0	0	0	0	0	0	0	0	0	0	0	0	0	0	0	0	0	0	0	0	0	0	0	0	0	0	0	0	0	0	0	0	0	0	0	0	0	0									
59 Romeas Hek RH	0	0	0	0	0	0	0	0	0	0	0	0	0	0	0	0	0	0	0	0	0	0	0	0	0	0	0	0	0	0	0	0	0	0	0	0	0	0	0	0	0	0	0	0	0	0	0	0	0	0	0	0									
19 Takeo																																																													
60 Takeo PH	0	0	0	0	0	0	0	0	0	0	0	0	0	0	0	0	0	0	0	0	0	0	0	0	0	0	0	0	0	0	0	0	0	0	0	0	0	0	0	0	0	0	0	0	0	0	0	0	0	0	0	0									
61 Ang Roka RH	0	0	0	0	0	0	0	0	0	0	0	0	0	0	0	0	0	0	0	0	0	0	0	0	0	0	0	0	0	0	0	0	0	0	0	0	0	0	0	0	0	0	0	0	0	0	0	0	0	0	0	0									
62 Kirivong RH	0	0	0	0	0	0	0	0	0	0	0	0	0	0	0	0	0	0	0	0	0	0	0	0	0	0	0	0	0	0	0	0	0	0	0	0	0	0	0	0	0	0	0	0	0	0	0	0	0	0	0	0									
63 Prey Kabas RH	0	0	0	0	0	0	0	0	0	0	0	0	0	0	0	0	0	0	0	0	0	0	0	0	0	0	0	0	0	0	0	0	0	0	0	0	0	0	0	0	0	0	0	0	0	0	0	0	0	0	0	0									
20 Oddor Meanchey																																																													
64 Samrong PH	0	0	0	0	0	0	0	0	0	0	0	0	0	0	0	0	0	0	0	0	0	0	0	0	0	0	0	0	0	0	0	0	0	0	0	0	0	0	0	0	0	0	0	0	0	0	0	0	0	0	0	0									
65 Anlong Veng RH	0	0	0	0	0	0	0	0	0	0	0	0	0	0	0	0	0	0	0	0	0	0	0	0	0	0	0	0	0	0	0	0	0	0	0	0	0	0	0	0	0	0	0	0	0	0	0	0	0	0	0	0									
21 Pailin																																																													
66 Pailin PH	0	0	0	0	0	0	0	0	0	0	0	0	0	0	0	0	0	0	0	0	0	0	0	0	0	0	0	0	0	0	0	0	0	0	0	0	0	0	0	0	0	0	0	0	0	0	0	0	0	0	0	0									
22 Preah Vihear																																																													
67 16 Makara PH	0	0	0	0	0	0	0	0	0	0	0	0	0	0	0	0	0	0	0	0	0	0	0	0	0	0	0	0	0	0	0	0	0	0	0	0	0	0	0	0	0	0	0	0	0	0	0	0	0	0	0	0									
23 Kep																																																													
68 Kep PH	0	0	0	0	0	0	0	0	0	0	0	0	0	0	0	0	0	0	0	0	0	0	0	0	0	0	0	0	0	0	0	0	0	0	0	0	0	0	0	0	0	0	0	0	0	0	0	0	0	0	0	0									
24 Monduliri																																																													
69 Monduliri PH	0	0	0	0	0	0	0	0	0	0	0	0	0	0	0	0	0	0	0	0	0	0	0	0	0	0	0	0	0	0	0	0	0	0	0	0	0	0	0	0	0	0	0	0	0	0	0	0	0	0	0	0									
25 Ratanakiri																																																													
70 Ratanakiri PH	0	0	0	0	0	0	0	0	0	0	0	0	0	0	0	0	0	0	0	0	0	0	0	0	0	0	0	0	0	0	0	0	0	0	0	0	0	0	0	0	0	0	0	0	0	0	0	0	0	0	0	0									
TOTAL	0	0	9	9	0	0	53	31	102	0	0	29	24	0	0	1	1	0	0	0	0	0	0	0	0	0	0	0	0	0	0	0	0	0	0	0	0	0	0	0	0	0	0	0	0	0	0	0	0												

Phnom Penh, 11 May 2021
 Seen and Approved
 NCHADS Director

 Dr. Ly Penh Sun

Phnom Penh, 11 May 2021
 Checked by
 Deputy Director

 Dr. Samreth Sovannarith

Phnom Penh, 11 May 2021
 Checked by
 Chief of Technical Bureau

 Dr. Ngauv Bora

Phnom Penh, 11 May 2021
 Prepared by
 Data Management Officer

 Mr. Chea Chamnan