

មជ្ឈមណ្ឌលជាតិប្រយុទ្ធនឹងជំងឺអេដស៍ សើស្បែក និងកាមរោគ

National Center for HIV/AIDS, Dermatology and STD

របាយការណ៍ស្តីពីការជូនដំណឹង និងស្វែងរកដៃគូអ្នកជំងឺ ដើម្បីធ្វើតេស្តរកមេរោគអេដស៍

Facility Partner Notification Tracing and Testing (PNTT) Report

សរុបចំនួនខេត្ត-ក្រុង (Total Provinces/Cities)		25					
សរុបចំនួនសេវាព្យាបាល (Total Pre-ART/ART sites)		70					
ឆ្នាំ (Year)	2021	ត្រីមាសទី (Quarter)			Q1-Jan to Mar 2021		
សូចនាករ (Indicators)		ករណីថ្មី (new cases)			ករណីតាមដានបន្ត (follow up cases)		
		ប្រុស (M)	ស្រី (F)	សរុប (Total)	ប្រុស (M)	ស្រី (F)	សរុប (Total)
ចំនួនអ្នកជំងឺតម្រុយ (>14 ឆ្នាំ) ដែលបានចុះឈ្មោះទទួលការព្យាបាលក្នុងត្រីមាសនេះ (Number of New Index Clients (>14 yrs) who are Register in ART Service in this Quarter)		650	248	898	86	56	142
ចំនួនអ្នកជំងឺតម្រុយ ដែលបានផ្តល់សេវាតាមរកដៃគូ (Number of Index Clients who are offered partner notification service)		645	241	886	85	56	141
ចំនួនអ្នកជំងឺតម្រុយ ដែលយល់ព្រមទទួលយកសេវាតាមរកដៃគូ (Number of Index Clients who accept partner notification service)		227	119	346	64	33	97

របាយការណ៍សរុបនៃការស្រាវជ្រាវរកកត្តាប្រឈមរបស់អ្នកជំងឺតម្រុយ

(Risk Screening summary of index client)

កត្តាប្រឈម (Risk Behavior)	ករណីថ្មី (new cases)			ករណីតាមដានបន្ត (follow up cases)		
	ធ្លាប់ (Ever)	៦ខែ (6M)	មិនធ្លាប់ (No)	ធ្លាប់ (Ever)	៦ខែ (6M)	មិនធ្លាប់ (No)
ធ្លាប់រួមភេទជាមួយបុគ្គលដែលគេដឹងថាមានផ្ទុកមេរោគអេដស៍ (Had sex with a known HIV+ person)	85	4	738	62	0	79
(សម្រាប់បុរស) ធ្លាប់រួមភេទជាមួយស្ត្រី (For man) Had sex with Woman	317	7	498	57	1	82
(សម្រាប់បុរស) ធ្លាប់រួមភេទជាមួយបុរស (For man) Had sex with Man	496	15	308	41	2	98
(សម្រាប់បុរស) ធ្លាប់រួមភេទជាមួយក្រុមប្លែងភេទ (For man) Had sex with a TG parter	23	0	796	10	0	131
ធ្លាប់រួមភេទជាមួយមនុស្សលើសពី៤នាក់ (Had sex with >4 individuals)	194	2	637	4	0	137
ធ្លាប់ចាក់ថ្នាំញៀន (Used injection drugs)	24	1	808	7	0	134
ធ្លាប់ប្រើម្ជុលស៊ីរាំងរួមគ្នា (Reused medical needles with others)	15	2	816	0	0	141
ទទួលបានប្រាក់សម្រាប់ការរួមភេទ (Received money for sex)	64	0	769	6	0	135
បានផ្តល់ប្រាក់សម្រាប់ការរួមភេទ (Give money for sex)	68	1	764	4	0	137
ធ្លាប់ធ្វើចល័តទៅរកការងារ (ក្នុង ឬក្រៅប្រទេស) (Migrated for work (in or out of country)	282	5	547	28	0	113

របាយការណ៍សរុបនៃដៃគូរបស់អ្នកជំងឺតម្រុយ

(Summary of index clients Partners)

សូចនាករ (Indicators)		ករណីថ្មី (new cases)			ករណីតាមដានបន្ត (follow up cases)		
		ប្រុស (M)	ស្រី (F)	សរុប (Total)	ប្រុស (M)	ស្រី (F)	សរុប (Total)
ចំនួនដៃគូដែលបានចុះបញ្ជី (Number of Identified Partners Registered)		167	100	267	43	46	89
ចំនួនដៃគូដែលបានជូប/ជូនព័ត៌មាន (Number of identified partners who were notified)	ដោយអ្នកជំងឺ (Client Referral)	135	82	217	28	25	53
	ដោយអ្នកផ្តល់សេវា (Provider Referral)	5	5	10	3	3	6
	ដោយមានលក្ខខណ្ឌ (Contract Referral)	0	1	1	0	0	0
	ដោយអ្នកជំងឺ និងអ្នកផ្តល់សេវា (Dual Referral)	21	5	26	7	15	22
	សរុប (Total)	161	93	254	38	43	81
ចំនួនដៃគូដែលបានធ្វើតេស្តរកមេរោគអេដស៍ (Number of partners who were tested for HIV)	ដោយអ្នកជំងឺ (Client Referral)	77	60	137	17	17	34
	ដោយអ្នកផ្តល់សេវា (Provider Referral)	3	4	7	3	3	6
	ដោយមានលក្ខខណ្ឌ (Contract Referral)	0	1	1	0	0	0
	ដោយអ្នកជំងឺ និងអ្នកផ្តល់សេវា (Dual Referral)	16	5	21	6	13	19
	សរុប (Total)	96	70	166	26	33	59
ចំនួនដៃគូដែលបានធ្វើតេស្តរកមេរោគអេដស៍ ហើយមានលទ្ធផលវិជ្ជមាន (Number of tested partners who test HIV positive)	ដោយអ្នកជំងឺ (Client Referral)	25	27	52	2	3	5
	ដោយអ្នកផ្តល់សេវា (Provider Referral)	2	1	3	2	1	3
	ដោយមានលក្ខខណ្ឌ (Contract Referral)	0	0	0	0	0	0
	ដោយអ្នកជំងឺ និងអ្នកផ្តល់សេវា (Dual Referral)	7	2	9	1	0	1
	សរុប (Total)	34	30	64	5	4	9
ចំនួនដៃគូដែលមានលទ្ធផលវិជ្ជមាន បានចុះឈ្មោះទទួលការព្យាបាល (Number of HIV positive partners enrolled in treatment)	សរុប (Total)	34	29	63	5	4	9

របាយការណ៍សរុបនៃកូន របស់អ្នកជំងឺតម្រុយ

(Summary of index clients Children)

សូចនាករ (Indicators)	ករណីថ្មី (new cases)			ករណីតាមដានបន្ត (follow up cases)				
	ប្រុស (M)	ស្រី (F)	សរុប (Total)	ប្រុស (M)	ស្រី (F)	សរុប (Total)		
ចំនួនកូនអតិថិជនតម្រុយដែលបានចុះបញ្ជី (Number of Index Clients Children Registered)	53	52	105	14	16	30		
ចំនួនដៃគូដែលបានជួប/ជូនព័ត៌មាន (Number of identified partners who were notified)	ដោយអ្នកជំងឺ (Client Referral)	39	38	77	11	10	21	
	ដោយអ្នកផ្តល់សេវា (Provider Referral)	5	2	7	1	6	7	
	ដោយមានលក្ខខណ្ឌ (Contract Referral)	0	0	0	0	0	0	
	ដោយអ្នកជំងឺ និងអ្នកផ្តល់សេវា (Dual Referral)	3	4	7	2	0	2	
	សរុប (Total)	47	44	91	14	16	30	
ចំនួនដៃគូដែលបានធ្វើតេស្តរកមេរោគអេដស៍ (Number of partners who were tested for HIV)	ដោយអ្នកជំងឺ (Client Referral)	17	13	30	6	5	11	
	ដោយអ្នកផ្តល់សេវា (Provider Referral)	4	2	6	1	2	3	
	ដោយមានលក្ខខណ្ឌ (Contract Referral)	0	0	0	0	0	0	
	ដោយអ្នកជំងឺ និងអ្នកផ្តល់សេវា (Dual Referral)	2	4	6	0	0	0	
	សរុប (Total)	23	19	42	7	7	14	
ចំនួនដៃគូដែលបានធ្វើតេស្តរកមេរោគអេដស៍ ហើយមានលទ្ធផលវិជ្ជមាន (Number of tested partners who test HIV positive)	ដោយអ្នកជំងឺ (Client Referral)	3	2	5	1	1	2	
	ដោយអ្នកផ្តល់សេវា (Provider Referral)	0	0	0	0	0	0	
	ដោយមានលក្ខខណ្ឌ (Contract Referral)	0	0	0	0	0	0	
	ដោយអ្នកជំងឺ និងអ្នកផ្តល់សេវា (Dual Referral)	0	0	0	0	0	0	
	សរុប (Total)	3	2	5	1	1	2	
ចំនួនដៃគូដែលមានលទ្ធផលវិជ្ជមាន បានចុះឈ្មោះទទួលការព្យាបាល (Number of HIV positive partners enrolled in treatment)	សរុប (Total)		3	2	5	1	0	1

Phnom Penh, 11 May 2021

Seen and Approved

NCHADS Director

Dr. Ly Penh Sun

Phnom Penh, 11 May 2021

Checked by

Deputy Director

Dr. Samreth Sovannarith

Phnom Penh, 11 May 2021

Prepared by

Data Management Officer

Chief of Technical Bureau

Dr. Ngauv Bora

Mr. Chea Chamnan

Partner Notification Tracing and Testing (PNTT) Report
Quarter 1-2021

Provinces/Cities Pre-ART/ART Services		New Cases																																						
		Number of New Index Clients (> 14 yrs) who are register in ART service in this Quarter			Number of Index Clients who are offered partner notification service			Number of Index Clients who accept partner notification service			Risk Behavior																													
											Had sex with a known HIV+ person			(For man) Had sex with Woman			(For man) Had sex with Man			(For man) Had sex with a TG parter			Had sex with >4 individuals			Used injection drugs			Reused medical needles with others			Received money for sex			Give money for sex			Migrated for work (in or out of country)		
		M	F	Total	M	F	Total	M	F	Total	Ever	6M	No	Ever	6M	No	Ever	6M	No	Ever	6M	No	Ever	6M	No	Ever	6M	No	Ever	6M	No	Ever	6M	No	Ever	6M	No			
1 Banteay Meanchey																																								
1	Serei Sopon RH	19	4	23	19	4	23	4	2	6	2	0	21	11	0	12	20	1	2	2	0	21	6	0	17	2	0	21	0	0	23	3	0	20	2	0	21	6	0	17
2	Mongkul Borey PH	7	3	10	7	3	10	3	1	4	1	0	9	6	0	4	6	0	4	0	0	10	2	0	8	1	0	9	0	0	10	1	0	9	3	0	7	4	0	6
3	Poipet RH	7	5	12	7	5	12	2	2	4	2	0	10	3	0	9	9	0	3	3	0	9	2	0	10	0	0	12	0	0	12	1	0	11	3	0	9	7	0	5
4	Thmor Pouk RH	2	4	6	2	4	6	1	4	5	1	0	5	2	0	4	4	0	2	0	0	6	0	0	6	0	0	6	0	0	6	0	0	6	0	0	6	4	0	2
5	Preah Net Preah RH	2	0	2	2	0	2	1	0	1	1	0	1	2	0	0	0	0	2	0	0	2	1	0	1	0	0	2	0	0	2	0	0	2	0	0	2	2	0	0
2 Battambang																																								
6	Maung Russey RH	4	3	7	4	3	7	3	3	6	0	0	7	2	0	5	5	0	2	0	0	7	3	1	3	1	0	6	0	0	7	2	0	5	1	0	6	6	0	1
7	Battambang PH	37	13	50	37	13	50	7	8	15	6	0	44	13	0	37	37	0	13	0	0	50	0	0	50	0	0	50	0	0	50	0	0	50	0	0	50	1	1	48
8	R5 Military Hospital	0	0	0	0	0	0	0	0	0	0	0	0	0	0	0	0	0	0	0	0	0	0	0	0	0	0	0	0	0	0	0	0	0	0	0	0	0	0	0
9	Thmor Kol RH	6	5	11	6	5	11	2	2	4	2	0	9	6	0	5	7	0	4	0	0	11	1	0	10	0	0	11	1	1	9	0	0	11	1	0	10	3	0	8
10	Sampov Loun RH	9	0	9	9	0	9	3	0	3	1	0	8	6	0	3	4	0	5	0	0	9	0	0	9	1	0	8	0	0	9	0	0	9	0	0	9	9	0	0
11	Roka RH	0	0	0	0	0	0	0	0	0	0	0	0	0	0	0	0	0	0	0	0	0	0	0	0	0	0	0	0	0	0	0	0	0	0	0	0	0	0	0
3 Kampong Cham																																								
12	Kampong Cham PH	13	6	19	13	6	19	9	6	15	0	1	18	13	0	6	9	0	10	0	0	19	0	0	19	1	0	18	2	0	17	0	0	19	0	0	19	1	0	18
13	Choeung Prey RH	1	3	4	1	3	4	1	3	4	0	0	4	2	0	2	2	0	2	0	0	4	0	0	4	0	0	4	0	0	4	0	0	4	0	0	4	0	0	4
14	Chamkar Loeu RH	3	1	4	3	1	4	3	1	4	0	0	4	3	0	1	2	0	2	0	0	4	1	0	3	0	0	4	0	0	4	0	0	4	2	0	2	2	0	2
15	Srey Santhor RH	1	1	2	1	1	2	0	1	1	0	0	2	1	0	1	1	0	1	0	0	2	0	0	2	0	0	2	0	0	2	0	0	2	0	0	2	0	0	2
16	Batheay RH	0	0	0	0	0	0	0	0	0	0	0	0	0	0	0	0	0	0	0	0	0	0	0	0	0	0	0	0	0	0	0	0	0	0	0	0	0	0	0
4 Thbong Khmum																																								
17	Memut RH	0	0	0	0	0	0	0	0	0	0	0	0	0	0	0	0	0	0	0	0	0	0	0	0	0	0	0	0	0	0	0	0	0	0	0	0	0	0	0
18	Thbong Khmum RH	7	2	9	7	2	9	3	2	5	6	0	3	6	0	3	1	0	8	1	0	8	1	0	8	0	0	9	0	0	9	0	0	9	0	0	9	7	0	2
5 Kampong Chhnang																																								
19	Kampong Chhnang PH	22	6	28	22	6	28	6	4	10	3	0	25	15	0	13	19	0	9	1	0	27	14	0	14	0	0	28	2	0	26	4	0	24	3	0	25			
20	Kampong Tralach RH	1	2	3	1	2	3	1	0	1	0	0	3	1	0	2	2	0	1	0	0	3	1	0	2	0	0	3	0	0	3	0	0	3	0	0	3	0	0	3

Provinces/Cities Pre-ART/ART Services		New Cases																																						
		Number of New Index Clients (> 14 yrs) who are register in ART service in this Quarter			Number of Index Clients who are offered partner notification service			Number of Index Clients who accept partner notification service			Risk Behavior																													
											Had sex with a known HIV+ person			(For man) Had sex with Woman			(For man) Had sex with Man			(For man) Had sex with a TG parter			Had sex with >4 individuals			Used injection drugs			Reused medical needles with others			Received money for sex			Give money for sex			Migrated for work (in or out of country)		
		M	F	Total	M	F	Total	M	F	Total	Ever	6M	No	Ever	6M	No	Ever	6M	No	Ever	6M	No	Ever	6M	No	Ever	6M	No	Ever	6M	No	Ever	6M	No	Ever	6M	No			
6 Kampong Speu																																								
21	Kampong Speu PH	12	10	22	12	10	22	5	3	8	1	0	21	12	0	10	6	0	16	5	0	17	5	0	17	0	0	22	2	0	20	0	0	22	5	0	17	3	0	19
22	Oudong RH	3	2	5	3	2	5	1	1	2	0	0	5	0	0	5	2	0	3	0	0	5	0	0	5	0	0	5	0	0	5	0	0	5	0	0	5	0	0	5
23	Kong Pisey RH	4	0	4	4	0	4	0	0	0	0	0	4	4	0	0	0	0	4	0	0	4	0	0	4	0	0	4	0	0	4	0	0	4	0	0	4	0	0	4
7 Kampong Thom																																								
24	Kampong Thom PH	9	5	14	9	4	13	9	4	13	0	0	13	9	0	0	3	0	6	2	0	7	9	0	4	0	0	13	0	0	13	3	0	10	7	0	6	12	0	1
25	Baray Santhuk RH	2	3	5	2	3	5	2	3	5	1	0	4	3	0	0	0	0	3	0	0	3	4	0	1	0	0	5	0	0	5	0	0	5	3	0	2	2	0	3
8 Kampot																																								
26	Kampot PH	7	7	14	7	7	14	3	3	6	0	0	14	6	0	8	3	0	11	0	0	14	0	0	14	0	0	14	0	0	14	0	0	14	0	0	14	0	0	14
27	Kampong Trach RH	1	3	4	1	3	4	0	1	1	0	0	4	1	0	3	3	0	1	1	0	3	0	0	4	0	0	4	0	0	4	0	0	4	0	0	4	0	0	4
9 Kandal																																								
28	Chey Chum Neash PH	0	0	0	0	0	0	0	0	0	0	0	0	0	0	0	0	0	0	0	0	0	0	0	0	0	0	0	0	0	0	0	0	0	0	0	0	0	0	
29	Koh Thom RH	2	2	4	2	2	4	1	1	2	0	0	4	4	0	0	0	0	4	0	0	4	0	0	4	0	0	4	0	0	4	0	0	4	0	0	4	2	0	2
30	Kean Svay RH	0	0	0	0	0	0	0	0	0	0	0	0	0	0	0	0	0	0	0	0	0	0	0	0	0	0	0	0	0	0	0	0	0	0	0	0	0	0	
10 Koh Kong																																								
31	Smach Meanchey PH	0	2	2	0	2	2	0	2	2	0	0	2	0	0	2	2	0	0	0	0	2	0	0	2	0	0	2	0	0	2	0	0	2	0	0	2	1	0	1
32	Sre Ambil RH	2	1	3	2	1	3	1	1	2	0	0	3	2	0	1	1	0	2	0	0	3	0	0	3	0	0	3	0	0	3	0	0	3	0	0	3	0	0	3
11 Kratie																																								
33	Kratie PH	5	1	6	5	1	6	3	1	4	2	0	4	5	0	1	2	0	4	0	0	6	0	0	6	0	0	6	1	0	5	0	0	6	2	0	4			
12 Phnom Penh																																								
34	Khmer Soviet Hospital	23	11	34	23	11	34	7	5	12	0	0	29	8	0	26	16	3	15	0	0	34	3	0	31	1	0	33	0	0	34	2	0	32	0	0	34	1	1	32
35	Calmette Hospital	8	3	11	8	3	11	3	0	3	2	0	9	5	0	6	5	0	6	0	0	11	2	0	9	0	0	11	0	0	11	4	0	7	1	0	10			
36	Preah Kosamak H	40	16	56	40	15	55	13	4	17	2	0	10	6	0	7	8	0	4	1	0	11	1	0	11	2	0	10	0	0	12	1	0	11	1	0	11	1	0	11
37	National Pediatric H	0	0	0	0	0	0	0	0	0	0	0	0	0	0	0	0	0	0	0	0	0	0	0	0	0	0	0	0	0	0	0	0	0	0	0	0	0	0	
38	Center of Hope	10	7	17	10	5	15	10	4	14	5	0	12	4	0	6	4	0	5	0	0	9	9	0	8	0	0	17	1	0	16	2	0	15	5	0	12	1	0	16
39	Preah Ketomealea H	6	11	17	6	11	17	0	0	0	0	0	7	0	0	8	0	0	7	0	0	7	0	0	7	0	0	7	1	0	6	1	0	6	1	0	6	0	7	

Provinces/Cities Pre-ART/ART Services		New Cases																																							
		Number of New Index Clients (> 14 yrs) who are register in ART service in this Quarter			Number of Index Clients who are offered partner notification service			Number of Index Clients who accept partner notification service			Risk Behavior																														
											Had sex with a known HIV+ person			(For man) Had sex with Woman			(For man) Had sex with Man			(For man) Had sex with a TG parter			Had sex with >4 individuals			Used injection drugs			Reused medical needles with others			Received money for sex			Give money for sex			Migrated for work (in or out of country)			
		M	F	Total	M	F	Total	M	F	Total	Ever	6M	No	Ever	6M	No	Ever	6M	No	Ever	6M	No	Ever	6M	No	Ever	6M	No	Ever	6M	No	Ever	6M	No	Ever	6M	No				
40	Social Health Clinic	6	3	9	5	3	8	2	2	4	0	1	8	2	0	7	8	0	1	0	0	9	1	0	8	0	0	9	0	0	9	0	0	9	0	0	9	1	0	8	
41	Chhouk Sar Clinic	183	8	191	182	7	189	52	2	54	15	0	174	38	2	149	185	0	4	4	0	185	65	0	124	6	0	183	8	0	181	29	0	160	16	0	173	96	1	92	
42	Samdach Ov RH	11	5	16	11	5	16	4	4	8	2	1	12	5	0	10	9	0	6	0	0	15	1	0	14	0	0	15	0	0	15	0	0	15	0	0	15	1	0	14	
43	Meanchey RH	10	4	14	10	4	14	2	3	5	0	0	14	2	1	11	8	4	2	0	0	14	1	0	13	2	0	12	0	0	14	0	0	14	1	0	13	4	0	10	
44	Dang Kor RH	12	6	18	12	6	18	1	1	2	0	0	18	4	0	14	8	0	10	0	0	18	0	0	18	1	0	17	1	0	17	0	0	18	0	0	18	1	0	17	
45	Pochintong RH	25	9	34	22	7	29	10	5	15	0	1	28	13	4	12	9	6	14	1	0	28	12	1	16	0	0	29	0	0	29	3	0	26	1	0	28	11	1	17	
13	<i>Prey Veng</i>																																								
46	Neak Loeung RH	4	5	9	4	5	9	0	2	2	0	0	9	6	0	3	3	0	6	0	0	9	0	0	9	0	0	9	0	0	9	0	0	9	0	0	9	0	0	9	
47	Prey Veng PH	5	7	12	5	7	12	4	1	5	0	0	12	6	0	6	7	0	5	0	0	12	0	0	12	0	0	12	0	0	12	0	0	12	0	0	12	0	0	12	
48	Pearaing RH	2	3	5	2	3	5	1	0	1	0	0	5	2	0	3	3	0	2	0	0	5	0	0	5	0	0	5	0	0	5	0	0	5	0	0	5	0	0	5	
14	<i>Pursat</i>																																								
49	Sampov Meas PH	11	5	16	11	5	16	3	2	5	15	0	0	8	0	7	8	0	7	0	0	15	8	0	7	0	0	15	0	0	15	0	0	15	0	0	15	7	0	9	
50	Phnom Kravanh RH	1	0	1	1	0	1	0	0	0	1	0	0	1	0	0	0	0	1	0	0	1	0	0	1	0	0	1	0	0	1	0	0	1	0	0	1	0	0	1	
51	Bakan RH	1	0	1	1	0	1	0	0	0	1	0	0	0	0	1	0	0	1	0	0	1	0	0	1	0	0	1	0	0	1	0	0	1	0	0	1	1	0	0	
15	<i>Siem Reap</i>																																								
52	Siem Reap PH	46	22	68	46	22	68	11	9	20	0	0	68	28	0	40	33	0	35	1	0	67	19	0	49	3	0	65	0	0	68	7	0	61	2	0	66	48	0	20	
53	Komar Angkor Hospital	0	0	0	0	0	0	0	0	0	0	0	0	0	0	0	0	0	0	0	0	0	0	0	0	0	0	0	0	0	0	0	0	0	0	0	0	0	0	0	
54	Soth Nikum RH	6	3	9	6	3	9	3	3	6	0	0	9	4	0	5	3	0	6	0	0	9	0	0	9	1	0	8	0	0	9	1	0	8	1	0	8	7	0	2	
55	Kralanh RH	1	1	2	1	1	2	0	0	0	0	0	2	0	0	2	2	0	0	0	0	2	0	0	2	0	0	2	0	0	2	0	0	2	0	0	2	2	0	0	
16	<i>Sihanouk Ville</i>																																								
56	Sihanouk PH	5	5	10	5	5	10	2	4	6	1	0	9	2	0	8	7	0	3	0	0	10	0	0	10	0	0	10	0	0	10	0	0	10	0	0	10	0	0	10	
17	<i>Stung Treng</i>																																								
57	Stung Treng PH	0	0	0	0	0	0	0	0	0	0	0	0	0	0	0	0	0	0	0	0	0	0	0	0	0	0	0	0	0	0	0	0	0	0	0	0	0	0	0	
18	<i>Svay Rieng</i>																																								
58	Svay Rieng Hospital	12	1	13	12	1	13	12	1	13	0	0	13	12	0	1	0	0	13	0	0	13	13	0	0	0	0	13	0	0	13	0	0	13	0	0	13	13	0	0	
59	Romeas Hek RH	1	1	2	1	1	2	1	1	2	0	0	2	1	0	1	0	0	2	0	0	2	1	0	1	0	0	2	0	0	2	0	0	2	0	0	2	2	0	0	

New Cases																																								
Provinces/Cities Pre-ART/ART Services	Number of New Index Clients (> 14 yrs) who are register in ART service in this Quarter			Number of Index Clients who are offered partner notification service			Number of Index Clients who accept partner notification service			Risk Behavior																														
										Had sex with a known HIV+ person			(For man) Had sex with Woman			(For man) Had sex with Man			(For man) Had sex with a TG parter			Had sex with >4 individuals			Used injection drugs			Reused medical needles with others			Received money for sex			Give money for sex			Migrated for work (in or out of country)			
	M	F	Total	M	F	Total	M	F	Total	Ever	6M	No	Ever	6M	No	Ever	6M	No	Ever	6M	No	Ever	6M	No	Ever	6M	No	Ever	6M	No	Ever	6M	No	Ever	6M	No	Ever	6M	No	
19	<i>Takeo</i>																																							
60	Takeo Hospital *	13	6	19	13	6	19	1	2	3	0	0	19	6	0	13	14	0	5	1	0	18	1	0	18	0	1	18	0	1	18	1	0	18	1	1	17	3	1	15
61	Ang Roka RH	4	0	4	4	0	4	3	0	3	4	0	0	4	0	0	1	0	3	0	0	4	2	0	2	0	0	4	0	0	4	0	0	4	0	0	4	0	0	4
62	Kirivong RH	4	1	5	4	1	5	2	0	2	0	0	5	4	0	1	1	0	4	0	0	5	1	0	4	1	0	4	0	0	5	0	0	5	2	0	3	1	0	4
63	Prey Kabas RH	1	1	2	1	1	2	0	0	0	0	0	2	1	0	1	1	0	1	0	0	2	0	0	2	1	0	1	0	0	2	1	0	1	0	0	2	1	0	1
20	<i>Oddor Meanchey</i>																																							
64	Samrong PH	0	0	0	0	0	0	0	0	0	0	0	0	0	0	0	0	0	0	0	0	0	0	0	0	0	0	0	0	0	0	0	0	0	0	0	0	0	0	
65	Anlong Veng RH	3	1	4	3	1	4	2	0	2	1	0	1	3	0	0	0	0	3	0	0	3	2	0	1	0	0	3	0	0	3	2	0	1	0	0	3	1	0	2
21	<i>Pailin</i>																																							
66	Pailin PH	2	2	4	2	2	4	1	0	1	1	0	3	2	0	2	2	0	2	0	0	4	0	0	4	0	0	4	0	0	4	1	0	3	0	0	4	1	0	3
22	<i>Preah Vihear</i>																																							
67	16 Makara PH	2	2	4	2	2	4	1	0	1	3	0	1	2	0	2	0	0	4	0	0	4	0	0	4	0	0	4	0	0	4	0	0	4	2	0	2	0	0	4
23	<i>Kep</i>																																							
68	Kep PH	1	1	2	1	1	2	1	1	2	0	0	2	0	0	2	0	0	2	0	0	2	0	0	2	0	0	2	0	0	2	0	0	2	0	0	2	0	0	2
24	<i>Mondulkiri</i>																																							
69	Mondulkiri PH	0	0	0	0	0	0	0	0	0	0	0	0	0	0	0	0	0	0	0	0	0	0	0	0	0	0	0	0	0	0	0	0	0	0	0	0	0	0	0
25	<i>Ratanakiri</i>																																							
70	Ratanakiri PH	3	4	7	3	4	7	1	4	5	3	0	4	0	0	7	1	1	5	0	0	7	2	0	5	0	0	7	0	0	7	0	0	7	0	0	7	0	0	7
TOTAL		650	248	898	645	241	886	227	119	346	85	4	738	317	7	498	496	15	308	23	0	796	194	2	637	24	1	808	15	2	816	64	0	769	68	1	764	282	5	547

Phnom Penh, 11 May 2021
Seen and Approved
NCHADS Director

Dr. Ly Penh Sun

Phnom Penh, 11 May 2021
Checked by

Deputy Director

Dr. Samreth Sovannarith


Chief of Technical Bureau


Dr. Ngauv Bora


Phnom Penh, 11 May 2021
Prepared by
Data Management Officer


Mr. Chea Chamnan

Follow Up Cases																																								
Provinces/Cities Pre-ART/ART Services	Number of New Index Clients (> 14 yrs) who are registered in ART service			Number of Index Clients who are offered partner notification service			Number of Index Clients who accept partner notification service			Risk Behavior																														
	M	F	Total	M	F	Total	M	F	Total	Had sex with a known HIV+ person			(For man) Had sex with Woman			(For man) Had sex with Man			(For man) Had sex with a TG parter			Had sex with >4 individuals			Used injection drugs			Reused medical needles with others			Received money for sex			Give money for sex			Migrated for work (in or out of country)			
										Ever	6M	No	Ever	6M	No	Ever	6M	No	Ever	6M	0	Ever	6M	No	Ever	6M	No	Ever	6M	No	Ever	6M	No	Ever	6M	No	Ever	6M	No	Ever
19 Takeo																																								
60	Takeo Hospital *	0	0	0	0	0	0	0	0	0	0	0	0	0	0	0	0	0	0	0	0	0	0	0	0	0	0	0	0	0	0	0	0	0	0	0	0			
61	Ang Roka RH	0	0	0	0	0	0	0	0	0	0	0	0	0	0	0	0	0	0	0	0	0	0	0	0	0	0	0	0	0	0	0	0	0	0	0	0			
62	Kirivong RH	0	0	0	0	0	0	0	0	0	0	0	0	0	0	0	0	0	0	0	0	0	0	0	0	0	0	0	0	0	0	0	0	0	0	0	0			
63	Prey Kabas RH	0	0	0	0	0	0	0	0	0	0	0	0	0	0	0	0	0	0	0	0	0	0	0	0	0	0	0	0	0	0	0	0	0	0	0	0			
20 Oddor Meanchey																																								
64	Samrong PH	2	1	3	2	1	3	2	1	3	3	0	0	3	0	0	0	0	3	0	0	3	0	0	3	1	0	2	0	0	3	0	0	3	0	0	3	3	0	0
65	Anlong Veng RH	2	1	3	2	1	3	2	1	3	0	0	3	2	0	1	0	0	3	0	0	3	1	0	2	0	0	3	0	0	3	2	0	1	0	0	3	1	0	2
21 Pailin																																								
66	Pailin PH	1	0	1	1	0	1	1	0	1	1	0	0	0	0	1	0	0	1	0	0	1	0	0	1	1	0	0	0	0	1	0	0	1	0	0	1	0	0	1
22 Preah Vihear																																								
67	16 Makara PH	0	0	0	0	0	0	0	0	0	0	0	0	0	0	0	0	0	0	0	0	0	0	0	0	0	0	0	0	0	0	0	0	0	0	0	0	0	0	0
23 Kep																																								
68	Kep PH	0	0	0	0	0	0	0	0	0	0	0	0	0	0	0	0	0	0	0	0	0	0	0	0	0	0	0	0	0	0	0	0	0	0	0	0	0	0	0
24 Mondulkiri																																								
69	Mondulkiri PH	0	0	0	0	0	0	0	0	0	0	0	0	0	0	0	0	0	0	0	0	0	0	0	0	0	0	0	0	0	0	0	0	0	0	0	0	0	0	0
25 Ratanakiri																																								
70	Ratanakiri PH	0	1	1	0	1	1	0	1	1	1	0	0	0	0	1	0	0	1	0	0	1	0	0	1	0	0	1	0	0	1	0	0	1	0	0	1	0	0	1
TOTAL		86	56	142	85	56	141	64	33	97	62	0	79	57	1	82	41	2	98	10	0	131	4	0	137	7	0	134	0	0	141	6	0	135	4	0	137	28	0	113

Phnom Penh, 11 May 2021
 Seen and Approved
 NCHADS Director

 Dr. Ly Penh Sun

Phnom Penh, 11 May 2021
 Checked by
 Deputy Director

 Dr. Samreth Sovannarith

Phnom Penh, 11 May 2021
 Chief of Technical Bureau

 Dr. Ngauv Bora


Phnom Penh, 11 May 2021
 Prepared by
 Data Management Officer

 Mr. Chea Chamnan


Partner Notification Tracing and Testing (PNTT) Report
Detail of New Index Client's Partners


Provinces/Cities Pre-ART/ART Services	Number of Identified Partners			Number of identified partners who were notified									Number of partners who were tested for HIV									Number of tested partners who test HIV positive									Number of HIV positive partners enrolled in treatment		
	M	F	Total	M				F					Total	M				F					Total	M	F	Total							
				Client Referral	Provider Referral	Contract Referral	Dual Referral	Client Referral	Provider Referral	Contract Referral	Dual Referral	Client Referral		Provider Referral	Contract Referral	Dual Referral	Client Referral	Provider Referral	Contract Referral	Dual Referral	Client Referral	Provider Referral					Contract Referral	Dual Referral					
1 Banteay Meanchey																																	
1 Serei Sophon RH	3	2	5	1	0	0	1	1	0	1	0	4	0	0	0	1	1	0	1	0	3	0	0	0	1	0	0	0	0	1	1	0	1
2 Mongkul Borey PH	0	3	3	0	0	0	0	3	0	0	0	3	0	0	0	0	3	0	0	0	3	0	0	0	0	1	0	0	0	1	0	1	1
3 Poipet RH	3	1	4	3	0	0	0	1	0	0	0	4	3	0	0	0	0	0	0	0	3	2	0	0	0	0	0	0	2	2	0	2	
4 Thmor Pouk RH	3	1	4	3	0	0	0	1	0	0	0	4	1	0	0	0	1	0	0	0	2	0	0	0	0	0	0	0	0	0	0	0	
5 Preah Net Preah RH	0	1	1	0	0	0	0	1	0	0	0	1	0	0	0	0	1	0	0	0	1	0	0	0	0	0	0	0	0	0	0	0	
2 Battambang																																	
6 Maung Russey RH	4	1	5	4	0	0	0	0	1	0	0	5	2	0	0	0	0	0	0	2	0	0	0	0	0	0	0	0	0	0	0	0	
7 Battambang PH	8	6	14	8	0	0	0	6	0	0	0	14	3	0	0	0	4	0	0	7	1	0	0	0	0	0	0	0	1	1	0	1	
8 R5 Military Hospital	0	0	0	0	0	0	0	0	0	0	0	0	0	0	0	0	0	0	0	0	0	0	0	0	0	0	0	0	0	0	0	0	
9 Thmor Kol RH	2	0	2	2	0	0	0	0	0	0	0	2	2	0	0	0	0	0	0	2	1	0	0	0	0	0	0	0	1	1	0	1	
10 Sampov Loun RH	1	1	2	1	0	0	0	1	0	0	0	2	1	0	0	0	1	0	0	2	0	0	0	0	0	0	0	0	0	0	0	0	
11 Roka RH	0	0	0	0	0	0	0	0	0	0	0	0	0	0	0	0	0	0	0	0	0	0	0	0	0	0	0	0	0	0	0	0	
3 Kampong Cham																																	
12 Kampong Cham PH	1	1	2	1	0	0	0	1	0	0	0	2	1	0	0	0	1	0	0	2	0	0	0	0	1	0	0	0	1	0	1	1	
13 Choeng Prey RH	1	1	2	1	0	0	0	1	0	0	0	2	1	0	0	0	1	0	0	2	0	0	0	0	1	0	0	0	1	0	1	1	
14 Chamkar Loeu RH	0	2	2	0	0	0	0	2	0	0	0	2	0	0	0	0	2	0	0	2	0	0	0	0	1	0	0	0	1	0	1	1	
15 Srey Santhor RH	0	0	0	0	0	0	0	0	0	0	0	0	0	0	0	0	0	0	0	0	0	0	0	0	0	0	0	0	0	0	0	0	
16 Batheay RH	0	0	0	0	0	0	0	0	0	0	0	0	0	0	0	0	0	0	0	0	0	0	0	0	0	0	0	0	0	0	0	0	
4 Thbong Khmum																																	
17 Memut RH	0	0	0	0	0	0	0	0	0	0	0	0	0	0	0	0	0	0	0	0	0	0	0	0	0	0	0	0	0	0	0	0	
18 Thbong Khmum RH	1	1	2	0	0	0	0	0	0	0	0	0	0	0	0	0	0	0	0	0	0	0	0	0	0	0	0	0	0	0	0	0	
5 Kampong Chhnang																																	
19 Kampong Chhnang PH	7	2	9	4	3	0	0	2	0	0	0	9	3	3	0	0	2	0	0	8	1	2	0	0	1	0	0	0	4	3	1	4	
20 Kampong Tralach RH	0	1	1	0	0	0	0	1	0	0	0	1	0	0	0	0	1	0	0	1	0	0	0	0	1	0	0	0	1	0	1	1	


Provinces/Cities Pre-ART/ART Services	Number of Identified Partners			Number of identified partners who were notified									Number of partners who were tested for HIV									Number of tested partners who test HIV positive									Number of HIV positive partners enrolled in treatment					
	M	F	Total	M				F					Total	M				F					Total	M	F	Total										
				Client Referral	Provider Referral	Contract Referral	Dual Referral	Client Referral	Provider Referral	Contract Referral	Dual Referral	Client Referral		Provider Referral	Contract Referral	Dual Referral	Client Referral	Provider Referral	Contract Referral	Dual Referral	Client Referral	Provider Referral					Contract Referral	Dual Referral								
40	Social Health Clinic	2	1	3	2	0	0	0	0	1	0	0	0	3	1	0	0	0	0	0	0	1	0	0	0	0	0	0	0	0	0	0	0	0	0	0
41	Chhouk Sar Clinic	47	7	54	47	0	0	0	0	7	0	0	0	54	24	0	0	0	3	0	0	0	27	5	0	0	0	0	0	0	0	5	5	0	5	
42	Samdach Ov RH	8	1	9	3	0	0	5	1	0	0	0	9	2	0	0	2	0	0	0	0	4	2	0	0	0	0	0	0	0	2	2	0	2		
43	Meanchey RH	3	2	5	0	0	0	0	0	0	0	0	0	0	0	0	0	0	0	0	0	0	0	0	0	0	0	0	0	0	0	0	0	0		
44	Dang Kor RH	1	1	2	1	0	0	0	1	0	0	0	2	1	0	0	0	1	0	0	0	2	0	0	0	0	0	0	0	0	0	0	0	0	0	
45	Pochintong RH	11	5	16	7	0	0	4	3	0	0	1	15	5	0	0	4	1	0	0	1	11	3	0	0	1	0	0	0	4	4	0	4			
13	<i>Prey Veng</i>																																			
46	Neak Loeung RH	1	0	1	1	0	0	0	0	0	0	0	1	1	0	0	0	0	0	0	0	1	1	0	0	0	0	0	0	1	1	0	1			
47	Prey Veng PH	1	3	4	1	0	0	0	3	0	0	0	4	1	0	0	0	2	0	0	0	3	1	0	0	0	2	0	0	3	1	2	3			
48	Pearaing RH	0	1	1	0	0	0	0	1	0	0	0	1	0	0	0	0	1	0	0	0	1	0	0	0	1	0	0	1	0	1	1				
14	<i>Pursat</i>																																			
49	Sampov Meas PH	2	3	5	0	0	0	2	1	0	0	1	4	0	0	0	2	1	0	0	1	4	0	0	0	1	1	0	0	1	3	1	2	3		
50	Phnom Kravanh RH	0	0	0	0	0	0	0	0	0	0	0	0	0	0	0	0	0	0	0	0	0	0	0	0	0	0	0	0	0	0	0	0	0		
51	Bakan RH	0	0	0	0	0	0	0	0	0	0	0	0	0	0	0	0	0	0	0	0	0	0	0	0	0	0	0	0	0	0	0	0	0		
15	<i>Siem Reap</i>																																			
52	Siem Reap PH	8	8	16	7	0	0	0	8	0	0	0	15	4	0	0	0	7	0	0	0	11	1	0	0	0	3	0	0	0	4	1	3	4		
53	Komar Angkor Hospital	0	0	0	0	0	0	0	0	0	0	0	0	0	0	0	0	0	0	0	0	0	0	0	0	0	0	0	0	0	0	0	0	0		
54	Soth Nikum RH	2	3	5	2	0	0	0	3	0	0	0	5	2	0	0	0	3	0	0	0	5	1	0	0	0	1	0	0	2	1	1	2			
55	Kralanh RH	0	0	0	0	0	0	0	0	0	0	0	0	0	0	0	0	0	0	0	0	0	0	0	0	0	0	0	0	0	0	0	0	0		
16	<i>Sihanouk Ville</i>																																			
56	Sihanouk PH	2	2	4	2	0	0	0	1	0	0	0	3	0	0	0	0	0	0	0	0	0	0	0	0	0	0	0	0	0	0	0	0	0	0	
17	<i>Stung Treng</i>																																			
57	Stung Treng PH	0	0	0	0	0	0	0	0	0	0	0	0	0	0	0	0	0	0	0	0	0	0	0	0	0	0	0	0	0	0	0	0	0	0	
18	<i>Svay Rieng</i>																																			
58	Svay Rieng Hospital	0	2	2	0	0	0	0	0	2	0	0	2	0	0	0	0	0	2	0	0	2	0	0	0	0	0	0	0	0	0	0	0	0	0	
59	Romeas Hek RH	0	1	1	0	0	0	0	1	0	0	1	0	0	0	0	0	1	0	0	1	0	0	0	0	1	0	0	1	0	1	1				

Provinces/Cities Pre-ART/ART Services	Number of Identified Partners			Number of identified partners who were notified										Number of partners who were tested for HIV										Number of tested partners who test HIV positive								Number of HIV positive partners enrolled in treatment			
	M	F	Total	M				F				Total	M				F				Total	M				F				Total	M	F	Total		
				Client Referral	Provider Referral	Contract Referral	Dual Referral	Client Referral	Provider Referral	Contract Referral	Dual Referral		Client Referral	Provider Referral	Contract Referral	Dual Referral	Client Referral	Provider Referral	Contract Referral	Dual Referral		Client Referral	Provider Referral	Contract Referral	Dual Referral	Client Referral	Provider Referral	Contract Referral	Dual Referral						
																																		Total	Total
19 Takeo																																			
60		2	1	3	2	0	0	0	1	0	0	0	3	0	0	0	0	0	0	0	0	0	0	0	0	0	0	0	0	0	0	0	0	0	0
61		0	3	3	0	0	0	0	1	1	0	1	3	0	0	0	0	1	1	0	1	3	0	0	0	0	0	0	0	0	0	0	0	0	0
62		0	2	2	0	0	0	0	2	0	0	0	2	0	0	0	0	1	0	0	0	1	0	0	0	1	0	0	0	1	0	0	0	0	
63		0	0	0	0	0	0	0	0	0	0	0	0	0	0	0	0	0	0	0	0	0	0	0	0	0	0	0	0	0	0	0	0	0	0
20 Oddor Meanchey																																			
64		0	0	0	0	0	0	0	0	0	0	0	0	0	0	0	0	0	0	0	0	0	0	0	0	0	0	0	0	0	0	0	0	0	0
65		0	2	2	0	0	0	0	2	0	0	0	2	0	0	0	0	2	0	0	0	2	0	0	0	0	0	0	0	0	0	0	0	0	0
21 Pailin																																			
66		1	0	1	1	0	0	0	0	0	0	1	1	0	0	0	0	0	0	0	1	0	0	0	0	0	0	0	0	0	0	0	0	0	0
22 Preah Vihear																																			
67		0	0	0	0	0	0	0	0	0	0	0	0	0	0	0	0	0	0	0	0	0	0	0	0	0	0	0	0	0	0	0	0	0	0
23 Kep																																			
68		0	1	1	0	0	0	0	1	0	0	0	1	0	0	0	0	1	0	0	0	1	0	0	0	0	0	0	0	0	0	0	0	0	0
24 Mondulkiri																																			
69		0	0	0	0	0	0	0	0	0	0	0	0	0	0	0	0	0	0	0	0	0	0	0	0	0	0	0	0	0	0	0	0	0	0
25 Ratanakiri																																			
70		3	1	4	3	0	0	0	1	0	0	4	2	0	0	0	1	0	0	0	3	0	0	0	1	0	0	0	1	0	1	1	1	1	1
TOTAL		167	100	267	135	5	0	21	82	5	1	5	254	77	3	0	16	60	4	1	5	166	25	2	0	7	27	1	0	2	64	34	29	63	

Phnom Penh, 11 May 2021
Seen and Approved
NCHADS Director

Dr. Ly Penh Sun

Phnom Penh, 11 May 2021
Checked by
Deputy Director

Dr. Samreth Sovannarith

Phnom Penh, 11 May 2021
Checked by
Chief of Technical Bureau

Dr. Ngauv Bora

Phnom Penh, 11 May 2021
Prepared by
Data Management Officer

Mr. Chea Chamnan

Provinces/Cities Pre-ART/ART Services	Number of Follow Up Cases Client's Partners			Number of identified partners who were notified									Number of partners who were tested for HIV									Number of tested partners who test HIV positive									Number of HIV positive partners enrolled in treatment				
	M	F	Total	M				F					Total	M				F					Total	M	F	Total									
				Client Referral	Provider Referral	Contract Referral	Dual Referral	Client Referral	Provider Referral	Contract Referral	Dual Referral	Client Referral		Provider Referral	Contract Referral	Dual Referral	Client Referral	Provider Referral	Contract Referral	Dual Referral	Client Referral	Provider Referral					Contract Referral	Dual Referral							
																													Total	Total	Total				
19 Takeo																																			
60	Takeo Hospital *	0	0	0	0	0	0	0	0	0	0	0	0	0	0	0	0	0	0	0	0	0	0	0	0	0	0	0	0	0	0	0	0	0	
61	Ang Roka RH	0	0	0	0	0	0	0	0	0	0	0	0	0	0	0	0	0	0	0	0	0	0	0	0	0	0	0	0	0	0	0	0	0	
62	Kirivong RH	0	0	0	0	0	0	0	0	0	0	0	0	0	0	0	0	0	0	0	0	0	0	0	0	0	0	0	0	0	0	0	0	0	
63	Prey Kabas RH	0	0	0	0	0	0	0	0	0	0	0	0	0	0	0	0	0	0	0	0	0	0	0	0	0	0	0	0	0	0	0	0	0	
20 Oddor Meanchey																																			
64	Samrong PH	1	2	3	1	0	0	0	2	0	0	0	3	1	0	0	0	2	0	0	0	3	0	0	0	0	0	0	0	0	0	0	0	0	0
65	Anlong Veng RH	0	2	2	0	0	0	0	2	0	0	0	2	0	0	0	0	2	0	0	0	2	0	0	0	1	0	0	0	1	0	1	1	1	
21 Pailin																																			
66	Pailin PH	0	1	1	0	0	0	0	0	1	0	0	1	0	0	0	0	0	1	0	0	1	0	0	0	0	0	1	0	0	1	0	1	1	
22 Preah Vihear																																			
67	16 Makara PH	0	0	0	0	0	0	0	0	0	0	0	0	0	0	0	0	0	0	0	0	0	0	0	0	0	0	0	0	0	0	0	0	0	
23 Kep																																			
68	Kep PH	0	0	0	0	0	0	0	0	0	0	0	0	0	0	0	0	0	0	0	0	0	0	0	0	0	0	0	0	0	0	0	0	0	
24 Mondulkiri																																			
69	Mondulkiri PH	0	0	0	0	0	0	0	0	0	0	0	0	0	0	0	0	0	0	0	0	0	0	0	0	0	0	0	0	0	0	0	0	0	
25 Ratanakiri																																			
70	Ratanakiri PH	0	0	0	0	0	0	0	0	0	0	0	0	0	0	0	0	0	0	0	0	0	0	0	0	0	0	0	0	0	0	0	0	0	
TOTAL		43	46	89	28	3	0	7	25	3	0	15	81	17	3	0	6	17	3	0	13	59	2	2	0	1	3	1	0	0	9	5	4	9	

Phnom Penh, 11 May 2021

Seen and Approved
NGHADS Director

Dr. Ly Penh Sun

Phnom Penh, 11 May 2021

Checked by

Deputy Director

Dr. Samreth Sovannarith

Chief of Technical Bureau

Dr. Ngauv Bora

Phnom Penh, 11 May 2021


Prepared by

Data Management Officer

Mr. Chea Chamnan

Provinces/Cities Pre-ART/ART Services	Number of Index Client's Children Registered			Number of identified partners who were notified									Number of partners who were tested for HIV									Number of tested partners who test HIV positive									Number of HIV positive partners enrolled in treatment				
	M	F	Total	M				F				Total	M				F				Total	M				F				Total	M	F	Total		
				Client Referral	Provider Referral	Contract Referral	Dual Referral	Client Referral	Provider Referral	Contract Referral	Dual Referral		Client Referral	Provider Referral	Contract Referral	Dual Referral	Client Referral	Provider Referral	Contract Referral	Dual Referral		Client Referral	Provider Referral	Contract Referral	Dual Referral	Client Referral	Provider Referral	Contract Referral	Dual Referral						
																																		Client Referral	Provider Referral
19 Takeo																																			
60	Takeo Hospital *	2	4	6	2	0	0	0	4	0	0	0	6	0	0	0	0	0	0	0	0	0	0	0	0	0	0	0	0	0	0	0	0	0	0
61	Ang Roka RH	1	1	2	1	0	0	0	1	0	0	0	2	0	0	0	0	0	0	0	0	0	0	0	0	0	0	0	0	0	0	0	0	0	
62	Kirivong RH	0	0	0	0	0	0	0	0	0	0	0	0	0	0	0	0	0	0	0	0	0	0	0	0	0	0	0	0	0	0	0	0	0	
63	Prey Kabas RH	0	0	0	0	0	0	0	0	0	0	0	0	0	0	0	0	0	0	0	0	0	0	0	0	0	0	0	0	0	0	0	0	0	
20 Oddor Meanchey																																			
64	Samrong PH	0	0	0	0	0	0	0	0	0	0	0	0	0	0	0	0	0	0	0	0	0	0	0	0	0	0	0	0	0	0	0	0	0	
65	Anlong Veng RH	1	0	1	1	0	0	0	0	0	0	0	1	1	0	0	0	0	0	0	1	0	0	0	0	0	0	0	0	0	0	0	0	0	
21 Pailin																																			
66	Pailin PH	0	0	0	0	0	0	0	0	0	0	0	0	0	0	0	0	0	0	0	0	0	0	0	0	0	0	0	0	0	0	0	0	0	
22 Preah Vihear																																			
67	16 Makara PH	1	0	1	0	0	0	1	0	0	0	0	1	0	0	0	1	0	0	0	1	0	0	0	0	0	0	0	0	0	0	0	0	0	
23 Kep																																			
68	Kep PH	1	1	2	1	0	0	0	1	0	0	0	2	1	0	0	0	1	0	0	2	0	0	0	0	0	0	0	0	0	0	0	0	0	
24 Mondulakiri																																			
69	Mondulakiri PH	0	0	0	0	0	0	0	0	0	0	0	0	0	0	0	0	0	0	0	0	0	0	0	0	0	0	0	0	0	0	0	0	0	
25 Ratanakiri																																			
70	Ratanakiri PH	3	3	6	2	0	0	0	3	0	0	0	5	1	0	0	0	1	0	0	2	1	0	0	0	0	0	0	0	0	0	1	1	0	1
TOTAL		53	52	105	39	5	0	3	38	2	0	4	91	17	4	0	2	13	2	0	4	42	3	0	0	0	2	0	0	0	5	3	2	5	

Phnom Penh, 11 May 2021
 Seen and Approved
 NCHADS Director



Dr. Ly Penh Sun

Phnom Penh, 11 May 2021
 Checked by

Deputy Director



Dr. Samreth Sovannarith

Chief of Technical Bureau



Dr. Ngauv Bora


Phnom Penh, 11 May 2021
 Prepared by
 Data Management Officer



Mr. Chea Chamnan

Provinces/Cities Pre-ART/ART Services	Number of Follow Up Client's Children Registered			Number of identified partners who were notified									Number of partners who were tested for HIV									Number of tested partners who test HIV positive								Number of HIV positive partners enrolled in treatment								
	M	F	Total	M				F					Total	M				F					Total	M	F	Total												
				Client Referral	Provider Referral	Contract Referral	Dual Referral	Client Referral	Provider Referral	Contract Referral	Dual Referral	Client Referral		Provider Referral	Contract Referral	Dual Referral	Client Referral	Provider Referral	Contract Referral	Dual Referral	Client Referral	Provider Referral					Contract Referral	Dual Referral										
																													Total	Total	Total	Total	Total					
19 Takeo																																						
60	Takeo Hospital *	0	0	0	0	0	0	0	0	0	0	0	0	0	0	0	0	0	0	0	0	0	0	0	0	0	0	0	0	0	0	0	0	0	0			
61	Ang Roka RH	0	0	0	0	0	0	0	0	0	0	0	0	0	0	0	0	0	0	0	0	0	0	0	0	0	0	0	0	0	0	0	0	0	0			
62	Kirivong RH	0	0	0	0	0	0	0	0	0	0	0	0	0	0	0	0	0	0	0	0	0	0	0	0	0	0	0	0	0	0	0	0	0	0	0		
63	Prey Kabas RH	0	0	0	0	0	0	0	0	0	0	0	0	0	0	0	0	0	0	0	0	0	0	0	0	0	0	0	0	0	0	0	0	0	0	0		
20 Oddor Meanchey																																						
64	Samrong PH	0	1	1	0	0	0	0	1	0	0	1	0	0	0	0	1	0	0	0	1	0	0	0	0	0	0	0	0	0	0	0	0	0	0	0		
65	Anlong Veng RH	1	1	2	1	0	0	0	1	0	0	2	1	0	0	0	1	0	0	0	2	0	0	0	0	0	0	0	0	0	0	0	0	0	0	0	0	
21 Pailin																																						
66	Pailin PH	0	0	0	0	0	0	0	0	0	0	0	0	0	0	0	0	0	0	0	0	0	0	0	0	0	0	0	0	0	0	0	0	0	0	0	0	
22 Preah Vihear																																						
67	16 Makara PH	0	0	0	0	0	0	0	0	0	0	0	0	0	0	0	0	0	0	0	0	0	0	0	0	0	0	0	0	0	0	0	0	0	0	0	0	
23 Kep																																						
68	Kep PH	0	0	0	0	0	0	0	0	0	0	0	0	0	0	0	0	0	0	0	0	0	0	0	0	0	0	0	0	0	0	0	0	0	0	0	0	
24 Mondulkiri																																						
69	Mondulkiri PH	0	0	0	0	0	0	0	0	0	0	0	0	0	0	0	0	0	0	0	0	0	0	0	0	0	0	0	0	0	0	0	0	0	0	0	0	
25 Ratanakiri																																						
70	Ratanakiri PH	1	0	1	1	0	0	0	0	0	0	1	1	0	0	0	0	0	0	0	1	1	0	0	0	0	0	0	0	0	0	0	0	0	1	1	0	1
TOTAL		14	16	30	11	1	0	2	10	6	0	30	6	1	0	0	5	2	0	0	14	1	0	0	0	1	0	0	0	0	2	1	0	0	1			

Phnom Penh, 11 May 2021
 Seen and Approved
 NCHADS Director



Dr. Ly Penh Sun

Phnom Penh, 11 May 2021
 Checked by

Deputy Director

Dr. Samreth Sovannarith

Chief of Technical Bureau

Dr. Ngaouv Bora

Phnom Penh, 11 May 2021
 Prepared by
 Data Management Officer

Mr. Chea Chamnan