

National Center for HIV/AIDS,
Dermatology and STD

Facility Pre-ART (OI) report
From All Sites

Total Provinces:		20				
Total OI Sites:		49				
ឆ្នាំ (year)	2008	ត្រីមាស(Quarter)		1		
ប្រភេទ (Category)	អាយុ Age	ភេទ (Sex)		សរុប Total		
		ប្រុស Male	ស្រី Female			
ចំនួនអ្នកជំងឺដែលសកម្មទទួលបានការព្យាបាល OI រហូតដល់ចុងត្រីមាសមុន Number of Active Patients at the end of Preceding quarter	>14	4,270	6,972	11,242	A	
	0-14	872	959	1,831		
ចំនួនអ្នកជំងឺថ្មី ព្យាបាល OI លើកដំបូងក្នុងត្រីមាសនេះ Number of New Patients (First OI Care visit) during quarter	>14	1,035	1,099	2,134	B	
	0-14	160	119	279		
	សរុប Total	1,195	1,218	2,413		
ចំនួនអ្នកជំងឺដែលចាកចេញពី ការព្យាបាល OI ក្នុងត្រីមាសនេះ (Number of Patients who left OI Care during quarter)	បាត់មុខ (Lost) ¹	>14	334	422	756	C
		0-14	43	25	68	
	ចាប់ផ្តើម (Start ART)	>14	690	883	1,573	
		0-14	94	82	176	
	សរុប Total		1,161	1,412	2,573	
	ចំនួនអ្នកជំងឺសរុបដែលកំពុងព្យាបាលដោយ OI រហូតដល់ចុងត្រីមាសនេះ (Total Number of Active Patients on OI at end of this quarter)		5,176	7,737	12,913	
ចំនួនអ្នកជំងឺដែលសកម្មព្យាបាល OI រហូតដល់ចុងត្រីមាសនេះ (Number of Active Patients at the end of the quarter)	សមស្របចាប់ផ្តើម ART ² (Eligible for ART)	>14	1,132	1,271	2,403	d1
		0-14	136	137	273	d2
	មិនទាន់ដល់ពេលចាប់ផ្តើម ART (Not Eligible for ART)	>14	3,151	5,497	8,648	d3
		0-14	757	832	1,589	d4

Phnom Penh, 09 May 2008

Seen and Approved
Director of NCHADS

Dr. Mean Chhi Vun

Phnom Penh, 09 May 2008
Chief of Data Management Unit


Mr. Mam Sovatha

Provinces/Cities OI Services	Number of Patients at the End of Preceding Quarter					Quarter 1-2008														Active Patients at the end of Quarter 1-2008									
						New Patients (first OI Care Visit) during Quarter 1-2008						Patients who Left Pre-ART Care																	
	Adult		Children		Total	Adult		Children		Total	Lost				Start ART				Total	Eligible for ART				Not Eligible for ART				Total	
	M	W	B	G		M	W	B	G		M	W	B	G	M	W	B	G		M	W	B	G	M	W	B	G		
18	Takhmao	237	331	61	94	723	62	54	17	6	139	35	36	0	0	47	37	10	8	173	175	132	12	8	42	180	56	84	689
19	Koh Thom RH	28	47	0	0	75	6	12	0	0	18	0	0	0	0	6	4	0	0	10	6	5	0	0	22	50	0	0	83
9	<i>Koh Kong</i>																												
20	Smach Meanchey RH	57	97	13	16	183	14	20	3	2	39	1	3	0	0	8	10	2	0	24	18	24	0	3	44	80	14	15	198
21	Sre Ambil RH	21	34	8	1	64	6	6	0	0	12	3	1	1	1	2	5	0	0	13	2	4	0	0	20	30	7	0	63
10	<i>Kratie</i>																												
22	Kratie RH	35	40	0	0	75	17	12	0	0	29	0	0	0	0	7	5	0	0	12	5	6	0	0	40	41	0	0	92
11	<i>Phnom Penh</i>																												
23	KSF Hospital	228	437	32	35	732	32	25	3	1	61	43	52	0	0	45	54	3	2	199	71	118	4	3	101	238	28	31	594
24	Calmette Hospital	38	120	0	0	158	26	16	0	0	42	2	2	0	0	22	17	0	0	43	3	0	0	0	37	117	0	0	157
25	Preah Kossamak	186	394	0	0	580	82	72	0	0	154	16	17	0	0	40	47	0	0	120	42	43	0	0	170	359	0	0	614
26	NPH	0	0	189	232	421	0	0	27	23	50	0	0	1	3	0	0	21	24	49	0	0	45	51	0	0	149	177	422
27	CHSH *	190	312	0	0	502	90	108	0	0	198	24	30	0	0	59	79	0	0	192	39	45	0	0	158	266	0	0	508
28	Maryknoll	359	424	0	4	787	11	26	0	0	37	5	4	0	0	0	0	0	0	9	0	0	0	0	365	446	0	4	815
29	Preah Ketomealea	144	119	0	0	263	25	16	0	0	41	2	1	0	0	24	19	0	0	46	140	112	0	0	3	3	0	0	258
30	Social Health Clinic *	164	254	16	12	446	31	31	2	3	67	15	21	2	0	36	32	1	2	109	49	63	10	10	95	169	5	3	404
31	Chhouk Sar Clinic	65	208	0	0	273	17	27	0	0	44	7	10	0	0	5	17	0	0	39	10	12	0	0	60	196	0	0	278
32	MAGNA*	0	0	8	9	17	0	0	1	0	1	0	0	0	0	0	0	0	0	0	0	0	0	0	0	0	9	9	18
12	<i>Prey Veng</i>																												
33	Neak Loeung	196	255	46	55	552	21	37	4	3	65	6	16	1	1	10	31	4	2	71	61	68	1	1	140	177	44	54	546
34	Kampong Leav	85	167	10	17	279	20	18	2	1	41	5	13	5	2	8	16	0	0	49	23	15	0	1	69	141	7	15	271
35	Pearaing	5	15	0	0	20	2	0	0	0	2	0	0	0	0	1	1	0	0	2	0	0	0	0	6	14	0	0	20
13	<i>Pursat</i>																												
36	Sampov Meas	97	110	20	13	240	21	27	4	6	58	4	2	0	0	11	19	3	2	41	8	10	4	4	95	106	17	13	257
14	<i>Siem Reap</i>																												
37	SRP Hospital	238	359	0	0	597	51	39	0	0	90	3	13	0	0	47	58	0	0	121	63	78	0	0	176	249	0	0	566
38	SRP- Komar Angkor	0	0	55	82	137	0	0	17	4	21	0	0	2	1	2	2	11	9	27	0	0	4	8	0	0	53	66	131
39	SRP- Sothnikum	43	103	0	0	146	10	11	0	0	21	6	5	0	0	8	21	0	0	40	5	5	0	0	34	83	0	0	127
40	Kralanh RH	4	18	1	0	23	3	5	0	1	9	0	0	0	0	1	4	0	0	5	0	0	0	0	6	19	1	1	27

Provinces/Cities OI Services	Number of Patients at the End of Preceding Quarter					Quarter 1-2008															Active Patients at the end of Quarter 1-2008								
						New Patients (first OI Care Visit) during Quarter 1-2008					Patients who Left Pre-ART Care										Active Patients at the end of Quarter 1-2008								
	Adult		Children		Total	Adult		Children		Total	Lost				Start ART				Total	Eligible for ART				Not Eligible for ART				Total	
	M	W	B	G		M	W	B	G		M	W	B	G	M	W	B	G		M	W	B	G	M	W	B	G		
15	<i>Sihanouk Ville</i>																												
41	Sihanouk Ville Hospital	126	185	19	23	353	40	45	8	5	98	17	22	0	0	33	34	1	3	110	34	31	5	2	82	143	21	23	341
16	<i>Stung Treng</i>																												
42	Stung Treng RH	18	39	0	0	57	9	8	0	0	17	0	3	0	0	7	4	0	0	14	3	8	0	0	17	32	0	0	60
17	<i>Svay Rieng</i>																												
43	Svay Rieng Hospital	95	172	17	21	305	24	21	1	0	46	5	2	1	0	10	25	0	0	43	20	14	0	0	84	152	17	21	308
44	Romeas Hek Hospital	9	16	1	1	27	8	7	1	0	16	3	2	1	0	3	5	0	0	14	5	8	0	0	6	8	1	1	29
18	<i>Takeo</i>																												
45	Takeo Hospital	102	241	86	80	509	25	29	5	4	63	6	8	5	1	24	45	7	3	99	20	54	13	13	77	163	66	67	473
46	Ang Roka RH	21	35	0	0	56	5	12	0	0	17	3	3	0	0	1	4	0	0	11	4	8	0	0	18	32	0	0	62
47	Kirivong RH	34	56	4	3	97	8	5	0	0	13	8	6	0	0	2	6	0	0	22	6	7	0	0	26	42	4	3	88
19	<i>Oddor Meanchey</i>																												
48	Samrong RH	21	35	0	0	56	14	21	0	0	35	0	0	0	0	4	1	0	0	5	0	0	0	0	31	55	0	0	86
20	<i>Pailin</i>																												
49	RH Pailin	71	82	8	7	168	14	13	0	0	27	4	6	2	3	9	13	0	0	37	45	67	6	4	27	9	0	0	158
TOTAL		4270	6972	872	959	13073	1035	1099	160	119	2,413	334	422	43	25	690	883	94	82	2,573	1,132	1,271	136	137	3151	5497	757	832	12,913


* The number of patients reported in these sites might be shown differently from previous quarterly report due to the late data entry to the database and/or transition to the new database system.

Phnom Penh 09 May 2008
 Seen and Approved
 Director of NCHADS



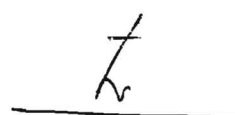
Dr. Mean Chhi Vun

Phnom Penh 09 May 2008
 Chief of Data Management Unit




Mr. Mam Sovatha

Phnom Penh 09 May 2008
 Check By AIDS Care Unit



Dr. Kaoeun Chetra

Phnom Penh 09 May 2008
 Prepare by



Mr. Chea Chamnan