

Behavioral Sentinel Surveillance 2010

1

**CHHEA CHHORVANN, MD., MPH., PHD
NATIONAL CENTER FOR HIV/AIDS DERMATOLOGY AND
STD**

NAGA WORLD HOTEL, 30 DEC 2010

Acknowledgement

2

- **This study would not be completed without the contribution from;**
 - Provincial Health Department and AIDS Office of Phnom Penh, Kamong Som, Siem Reap, Kampong Cham and Battambang
 - All interviewers, health workers and home based care teams who helped coordinating the data collection
 - Special thank to all study participants

Outline

3

- **Background**
- **Objectives**
- **Methods**
- **Findings**
 - Female entertainment worker
 - Moto taxi driver
 - People living with HIV/AIDS (PLHA)
- **Conclusions**
- **Recommendations**

Background

4

- Behavioral sentinel surveillance (BSS) has been conducted by NCHADS to document behavior changes among sentinel groups since 1997
- In 2008, law against human trafficking has been reinforced, resulting in brothel crackdown across the country. Consequently, brothel based female sex workers become less visible.
- NCHADS developed a SOP for Continuum of Prevention Care and Treatment for all entertainment workers (EW) which consists of all types of former direct and indirect female sex workers
- In addition to EW, Moto-taxi driver and PLHA are also target group of interest in term of bridging population and positive prevention

Objectives

5

- To document HIV related risk behaviors among selected sentinel groups
- To track trends in risk behaviors among most at risk groups
- To explore common practices toward the use of VCT, STI clinics and other health services

Methods

6

- BSS 2010 was conducted in five main city provinces (Phnom Penh, Kampong Som, Kampong Cham, Siem Reap and Battambang)
- Three sentinel groups were
 - Female entertainment worker (n=1,132)
 - Moto-taxi driver (n=1010)
 - People Living with HIV/AIDS (n=880)
- **Sampling**
 - Stratified, two stage cluster sampling was used for EW and Moto-taxi driver
 - Stratified, simple random sampling for PLHA

Findings

Female Entertainment Worker

Demographic Characteristics

9

Characteristics	N = 1132
Mean age in year (Median)	25.2 (25)
Mean age at first marriage (Median)	19.2 (19)
% with no school	20%
Have been living in the current city for less than 1 year	33%
Mean duration in current job (Median)	18 months (9.5 months)

Sexual Behaviors

10

Sexual Behaviors	
Age at first sex (median)	18.9 (18)
Proportion never had sex	13.3%
Partner of the first sex among those who experienced sex	
Husband	62%
Boyfriend	24%
Client	11.2%
Age at first sex in exchange for gift or money	22 (22)
Mean number of sexual partner in the last working day	2.2 (2)
Had sweetheart in the past year	48.3%
Had sex with sweetheart in the past year	84%

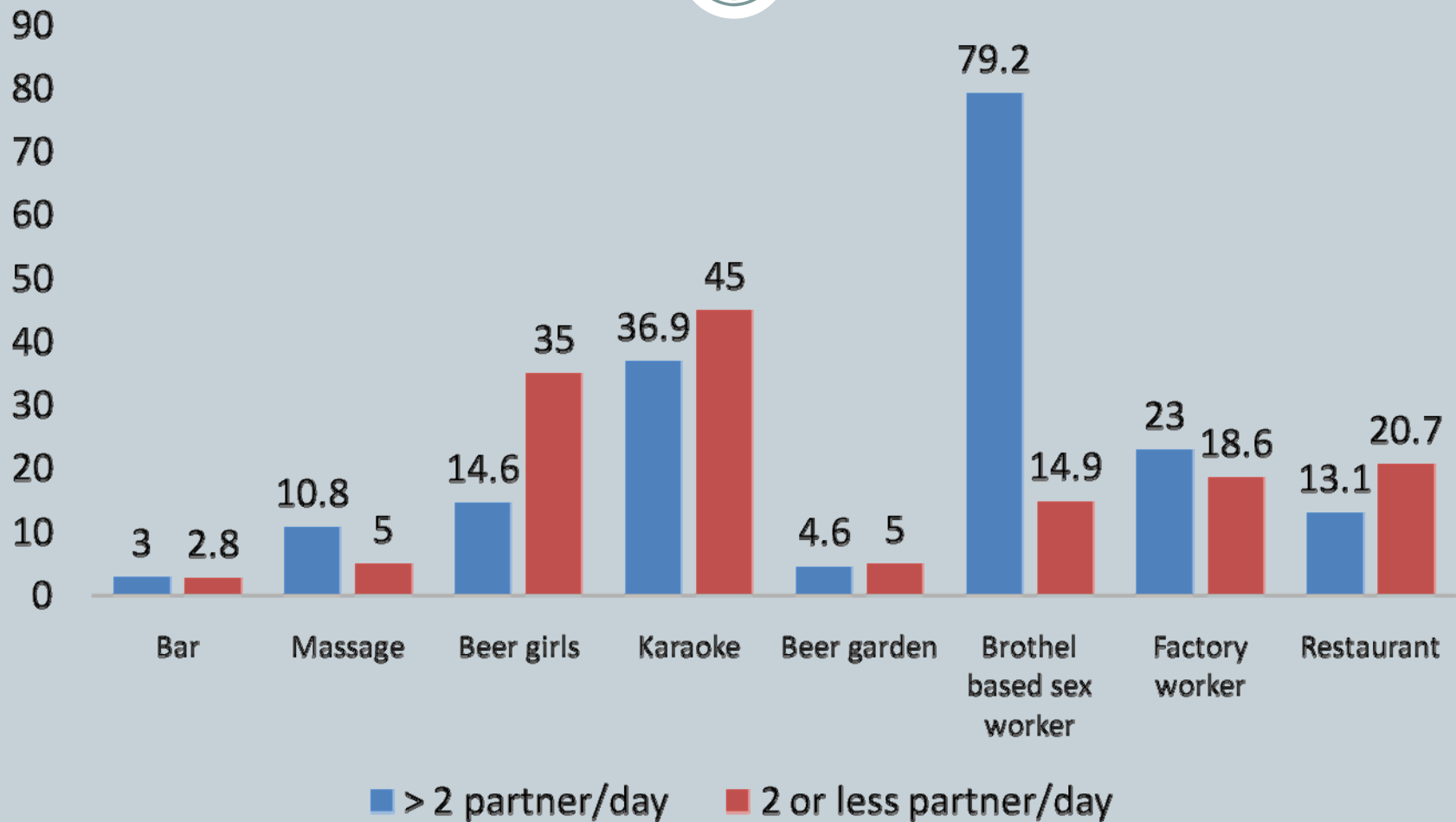
Conditions of Sex Work

11

	2 or less sexual partner per day	More than 2 sexual partner per day
Mean number of FEW in the same establishment (median)	50 (30)	7 (4)
Availability of condom at the workplace	33.6%	93.8%
% of having regular partner	17.1%	69.8%
Mean months of working in the current establishment (median)	15 (7)	16 (6.5)

Previous job in the past year

12



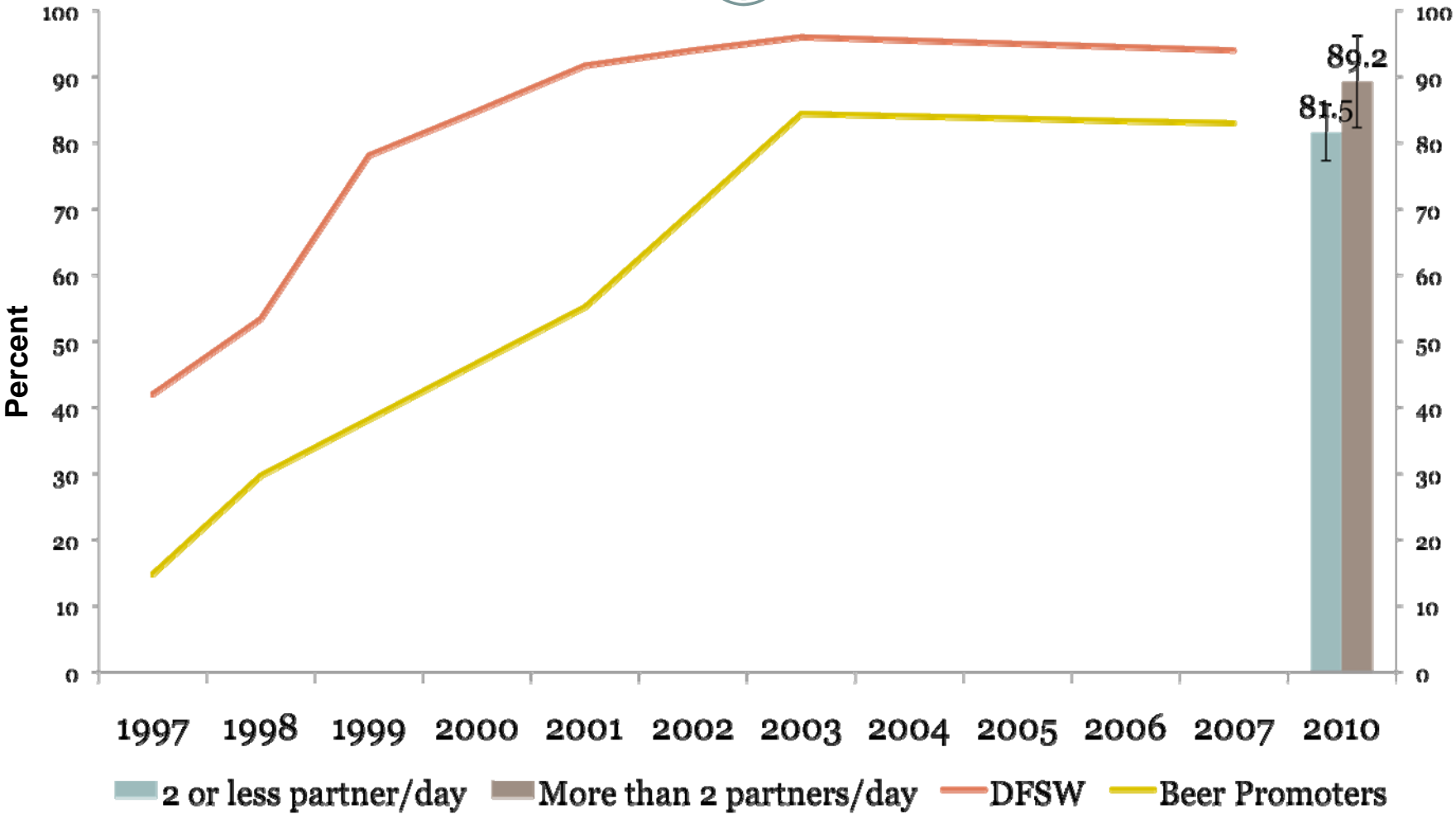
Patterns of Condom Use

13

	2 or less sexual partner per day	More than 2 sexual partner per day
Always condom use with sweetheart in the past 3 months	39.4%	48.3%
Used condom last sex with sweetheart	55.3%	56.7%
Always condom use with husband in the past 3 months	16.5%	22.2%
Condom use last sex with clients (paid partner)	94.8	97.7%
Consistent condom use in the past 3 months with clients	81.5%	83.7%
Consistent condom use in the past week with clients	81.5%	89.15%

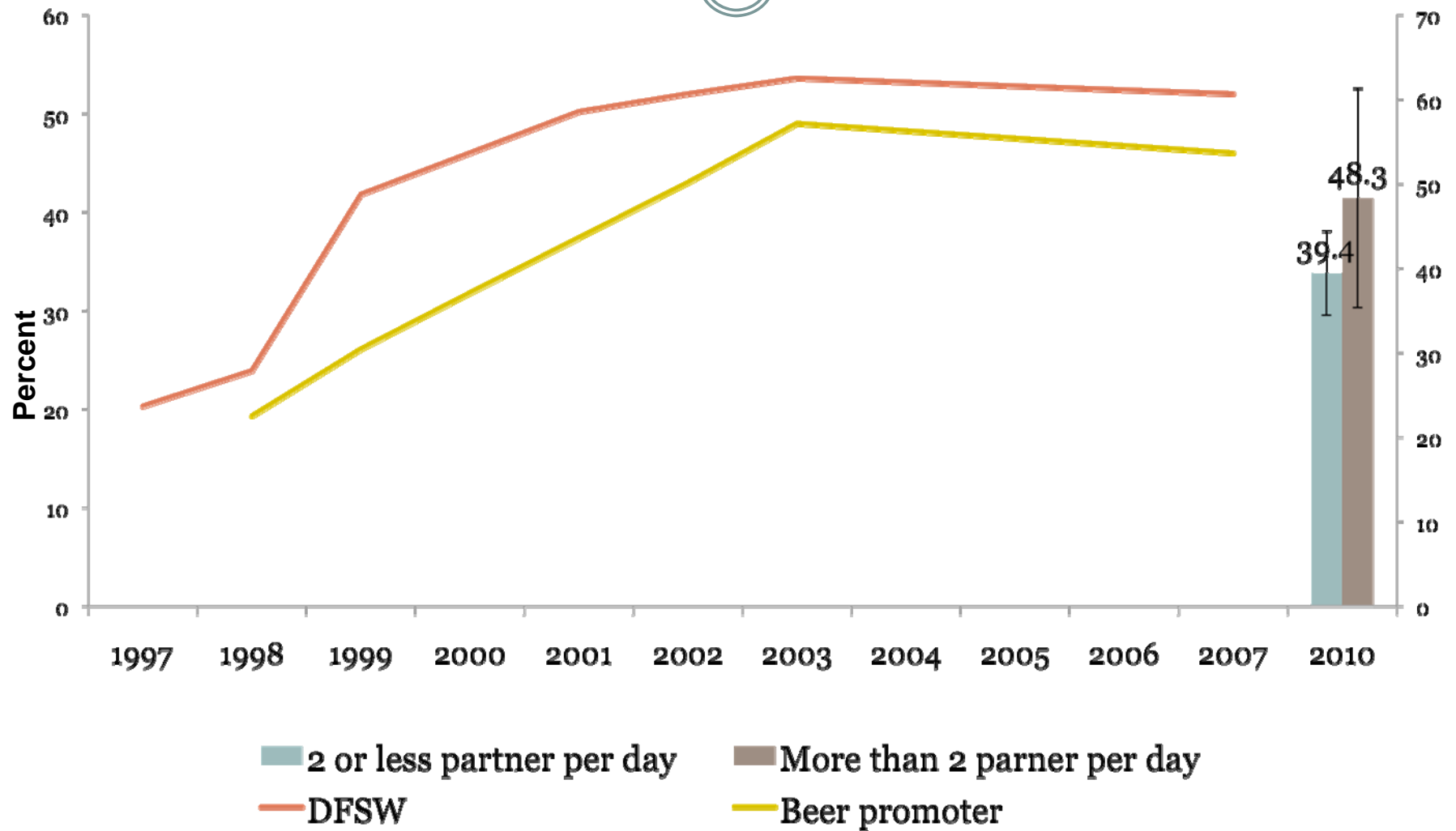
Trend of Consistent Condom use with Clients

14



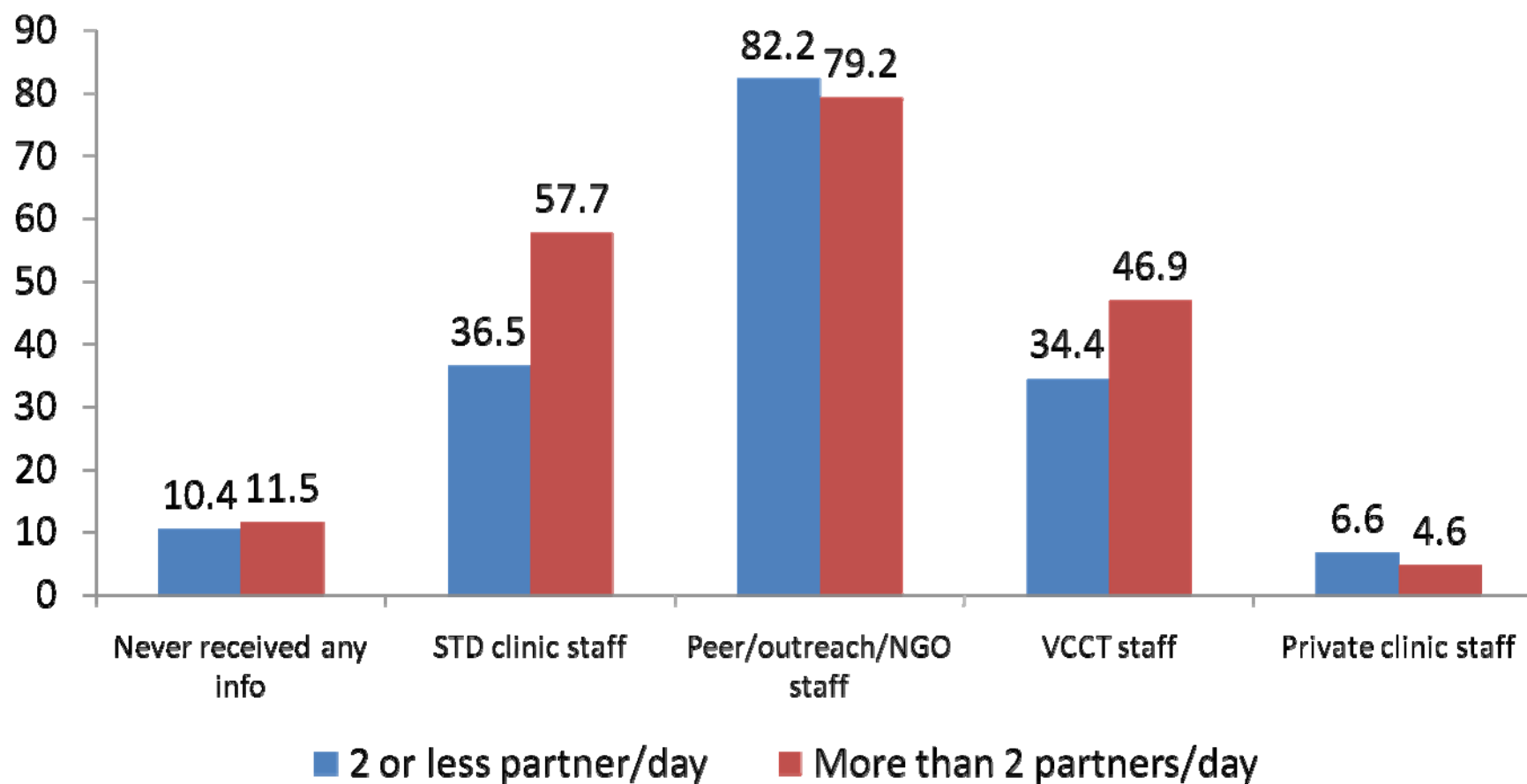
Trend of Consistent Condom Use with Sweethearts

15



Sources of HIV/AIDS information

16



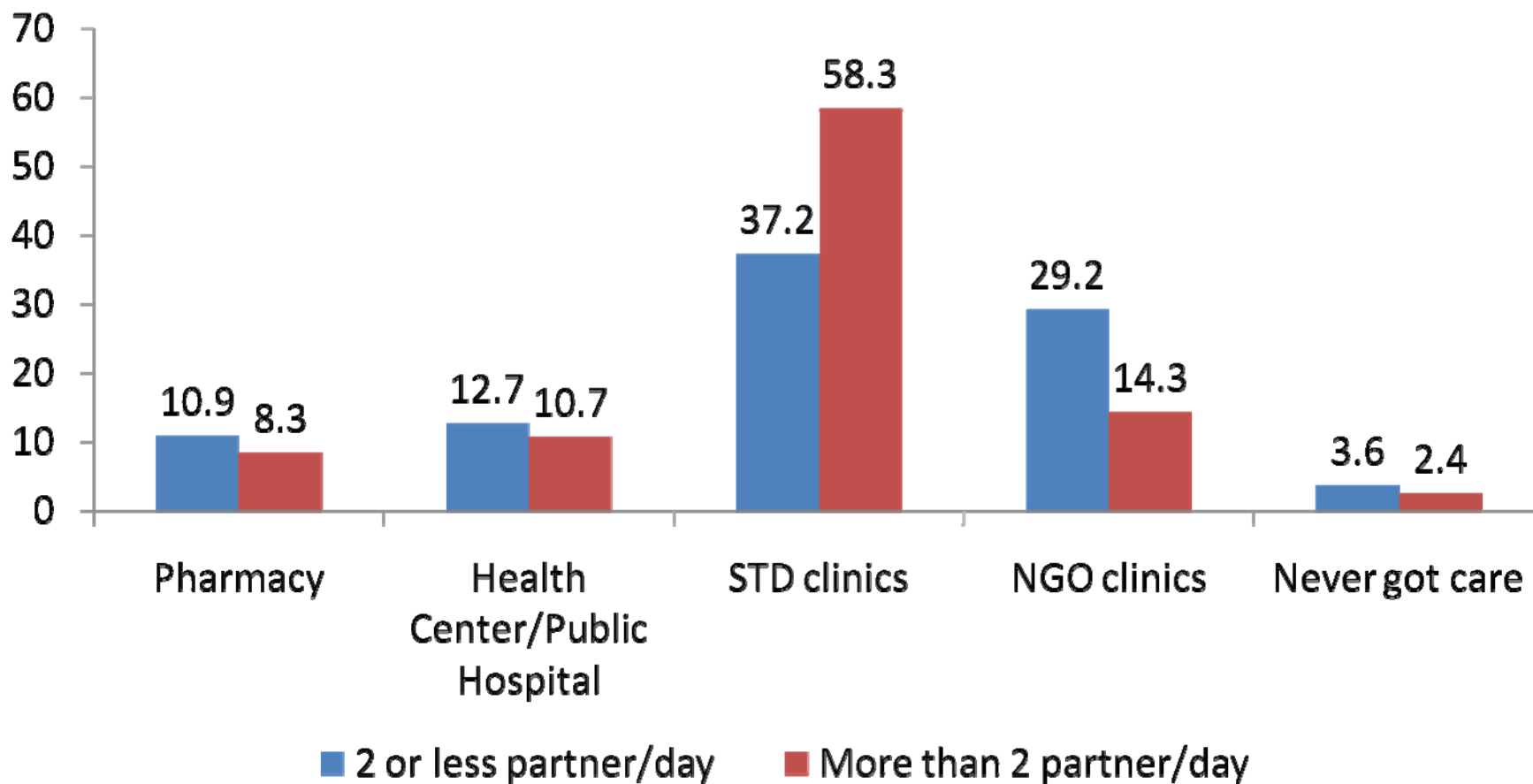
Usage of STI Services

17

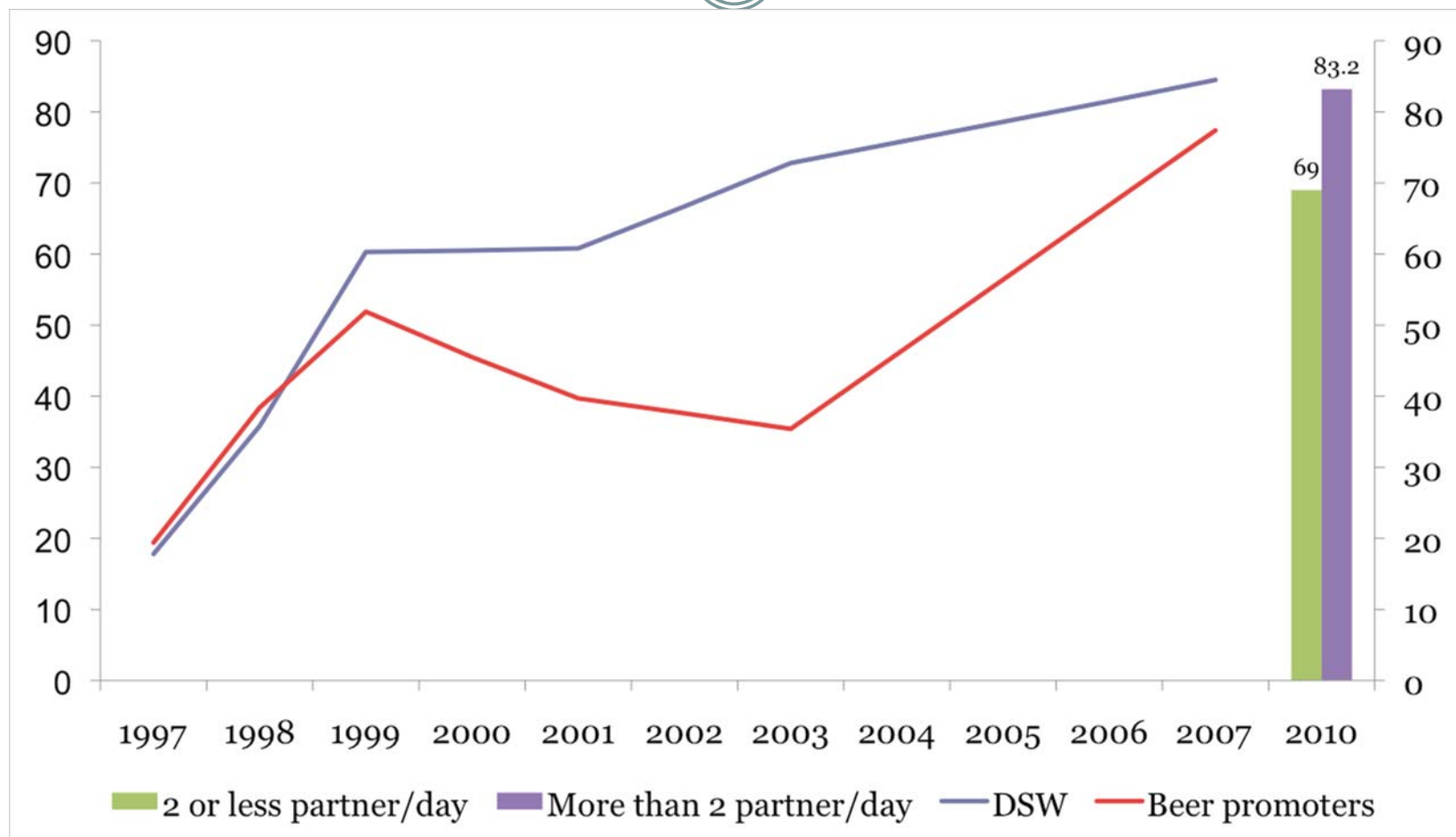
	2 or less sexual partner per day	More than 2 sexual partner per day
<i>Reported STI symptoms in the past year</i>		
Cut or sore on genital organ	3%	5.4%
Genital warts	1.2%	4.6%
Vaginal discharge/ discharge with bad smell	44.2%	62.3%
<i>Reported using public STI clinics in the past 3 months</i>		
One time	25%	20.2%
Two-Three time	39.1%	59.6%
Never	20.7%	7%

Placed EW sought care for the last Reported STI symptoms

18



Last STI Care at the health facilities/NGO clinics



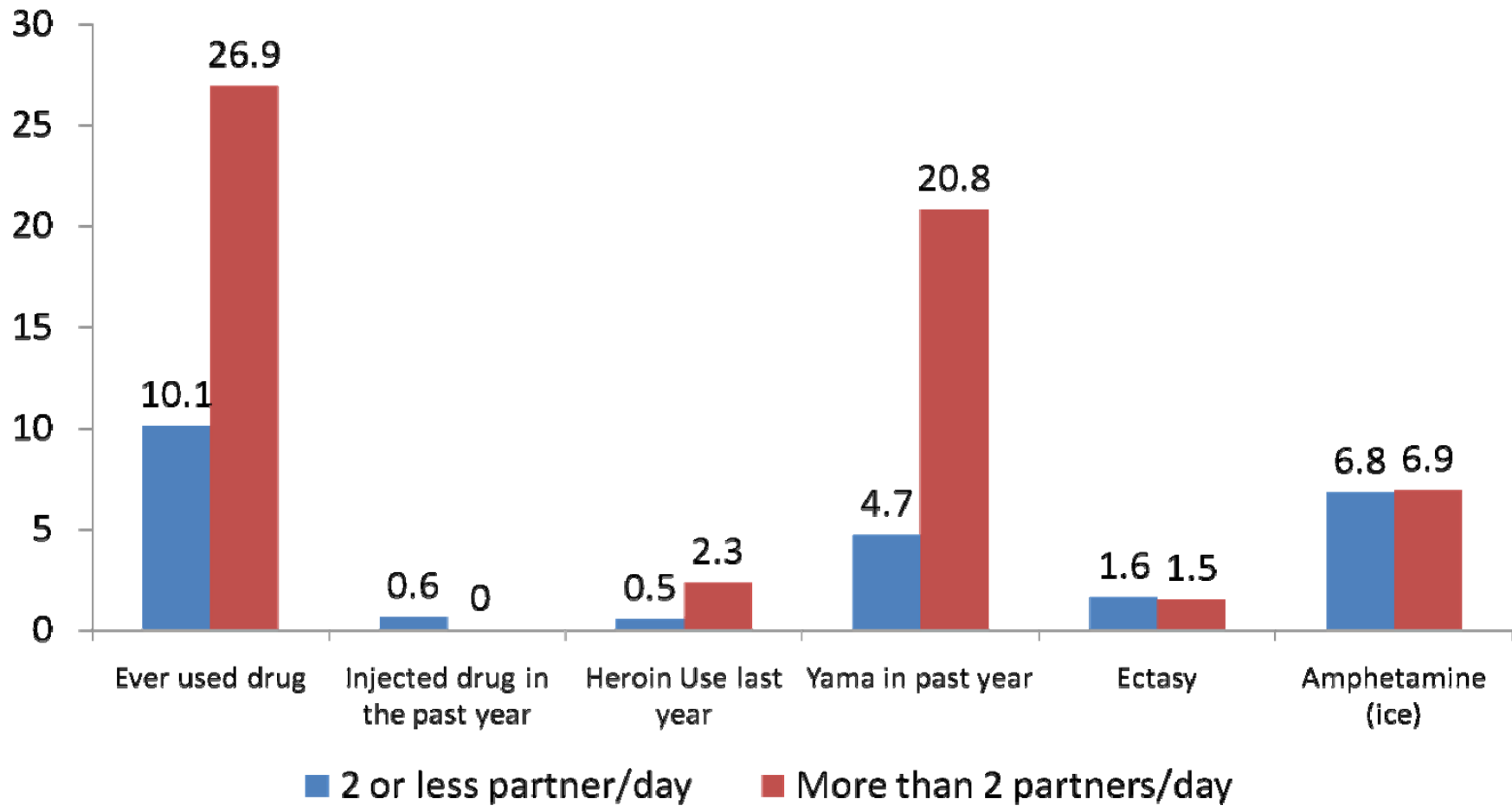
HIV Testing & HIV care and treatment

20

	2 or less sexual partner per day	More than 2 sexual partner per day
Had HIV test in the past year	63.7%	81.5%
Received HIV test result last time they had test	98.4%	98.1%
Receiving counseling before having HIV test	95.1%	95.4%
Receiving counseling when receiving HIV test result	94.8%	96.3%
Awareness of the availability of ARV drug	82.6%	86.7%
Believe she can received ARV if she needed	84.8%	90.8%

Ever Used Drug & Types of Drug Use

21



Moto-taxi driver

Demographic Characteristics

23

Characteristics	n=1,003
Mean age in year (Median)	34.3 (32)
<i>Marital status</i>	
Married	80.1%
Unmarried	12.4%
Divorced/separated	7.3%
Mean age at first marriage (Median)	24.8 (24)
% with no school or less than 5 year of schooling	22.3%
Have been living in the current city for less than 1 year	5%
Duration of working as moto-taxi driver	6 years (4)
Ever travel far from home and stay away for more than 1 months	22.7%

Sexual Behaviors (1)

24

Sexual Behaviors	
Proportion never had sex	2.5%
Age at first sex (median)	21.6 (21)
<i>First sexual partner among those who experienced sex</i>	
Wife	36.4%
Girlfriend	32.9%
Female commercial sex	29%
Mean number of women (including wife) they had sex with in the past month	1.3 (1)
Men with more than 3 female partners (icl wife) in the past year	34.4%
Had sweetheart in the past year	19.5%
Had sweetheart in the past year among married men	13.9%
Had sex with sweetheart in the past year	65%

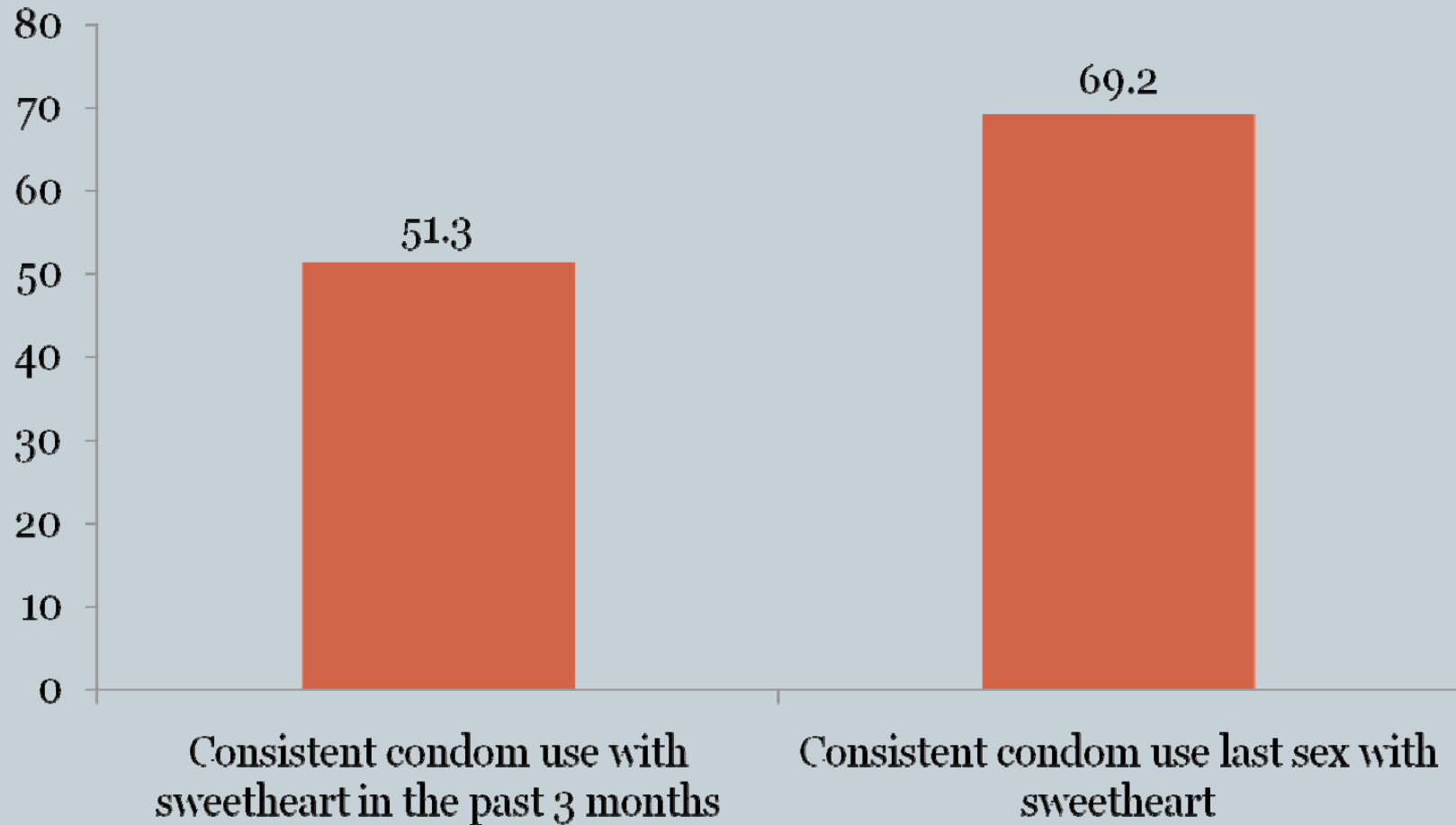
Sexual Behaviors (2)

25

Characteristics	
Having paid sex in the past 12 months	34.1%
<i>Places they met with their paid female sexual partner for last sex</i>	
Entertainment venues (Brothel/Kara/Massage)	82.7%
Hotels	16.4%
Streets	1.5%
Ever had sex with casual partner (no paid) in the past year (among those who ever had sex)	13.2%
How many condom (layers) was used during the last sex	
One	67.5%
Two	27.9%
Used lubricant last time they had sex	7.9%
Had sex with men in the past year	0.6%

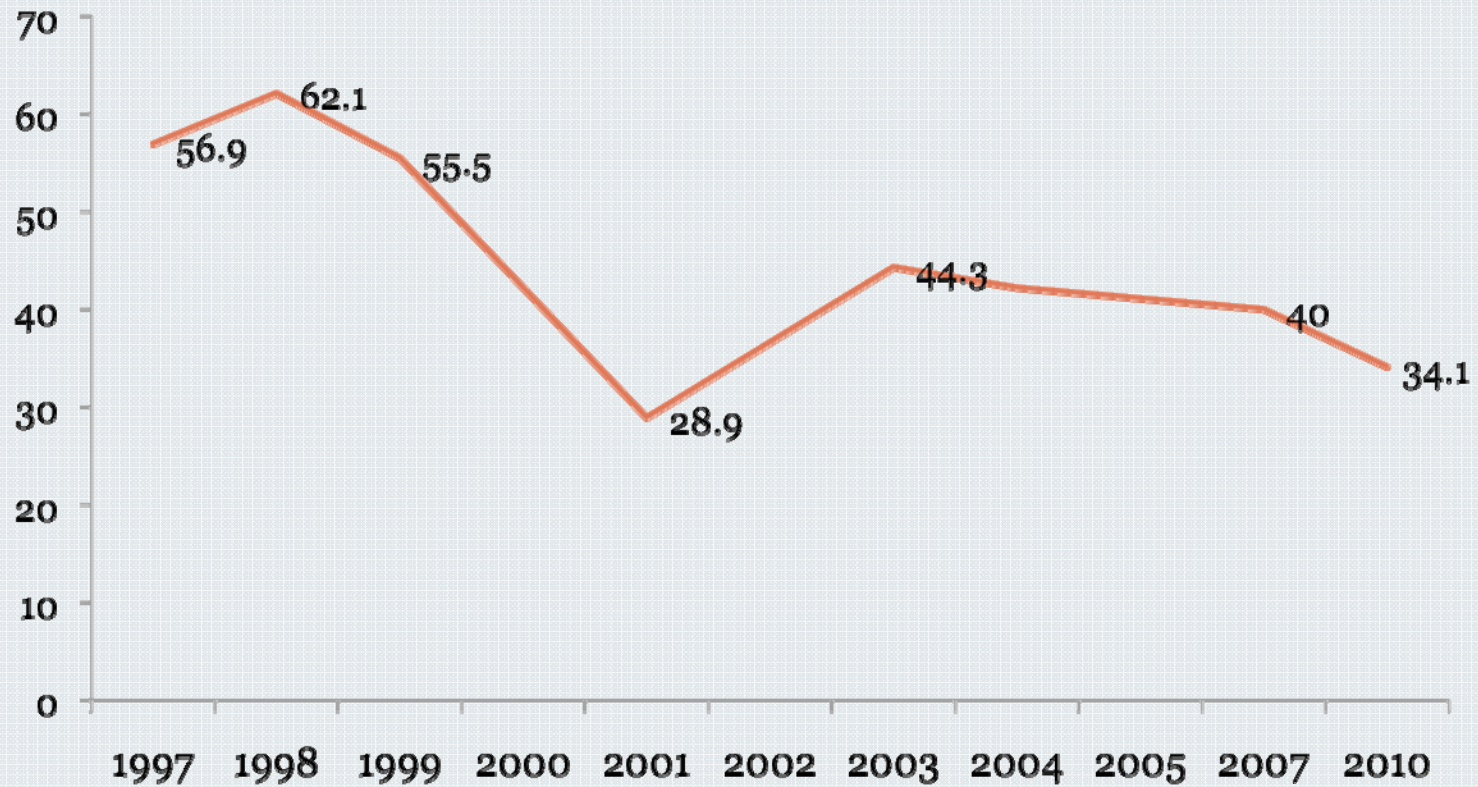
Patterns of Condom Use with Sweetheart

26



% Use Commercial Sex in the Past Year

27



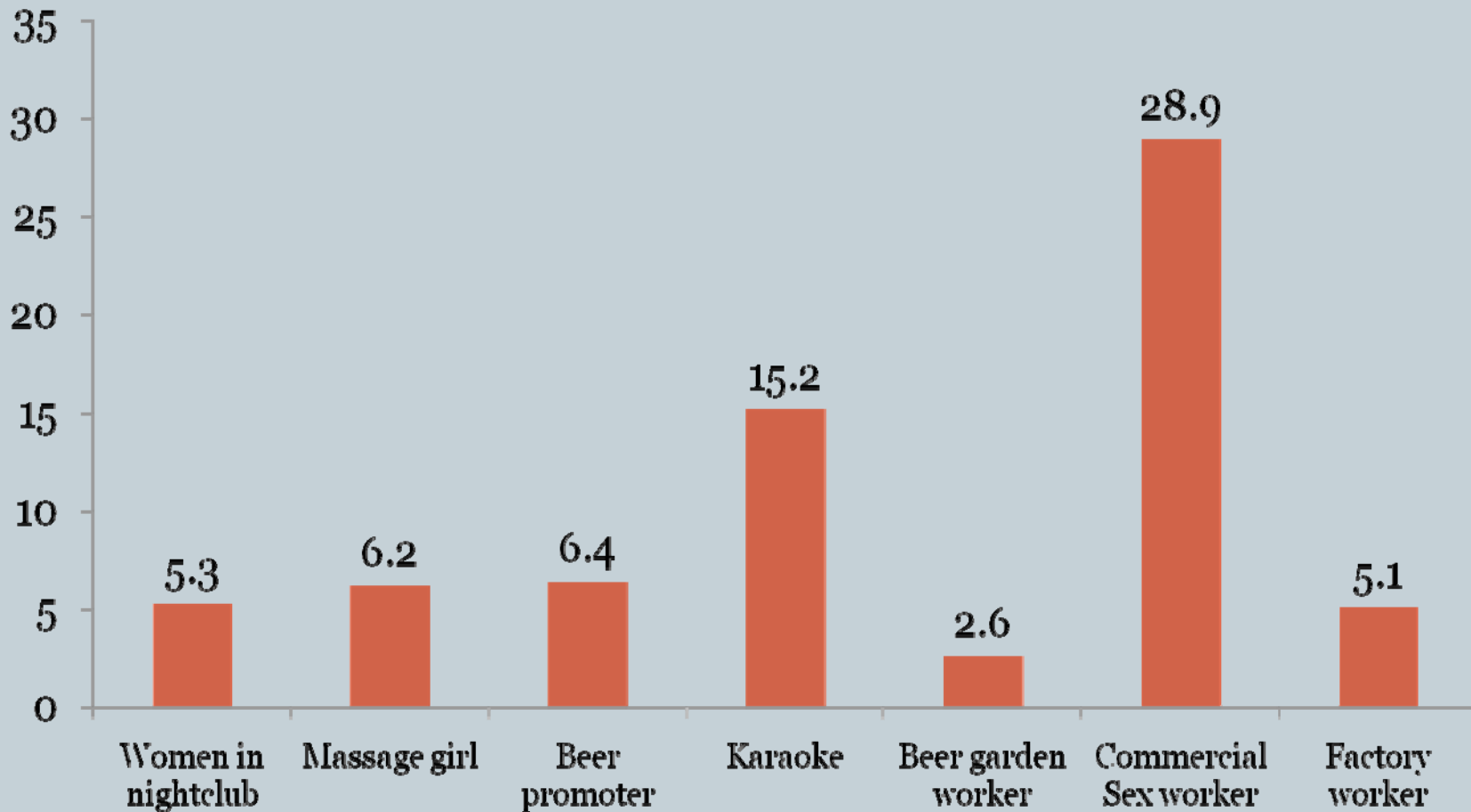
Consistent Condom Use with Sweethearts (in the past 3 months)

28



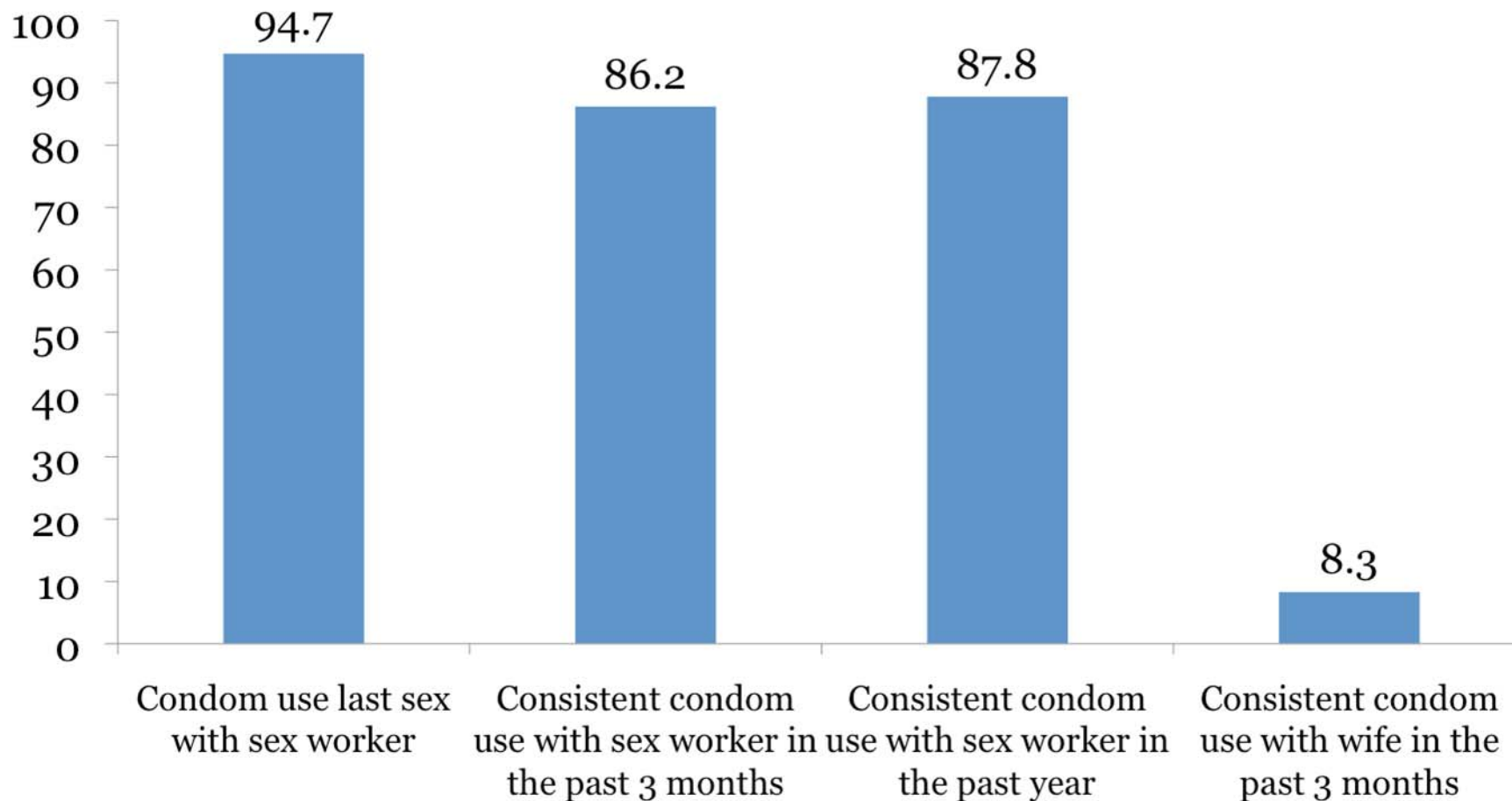
Types of Sexual Partner in the Past Year

29



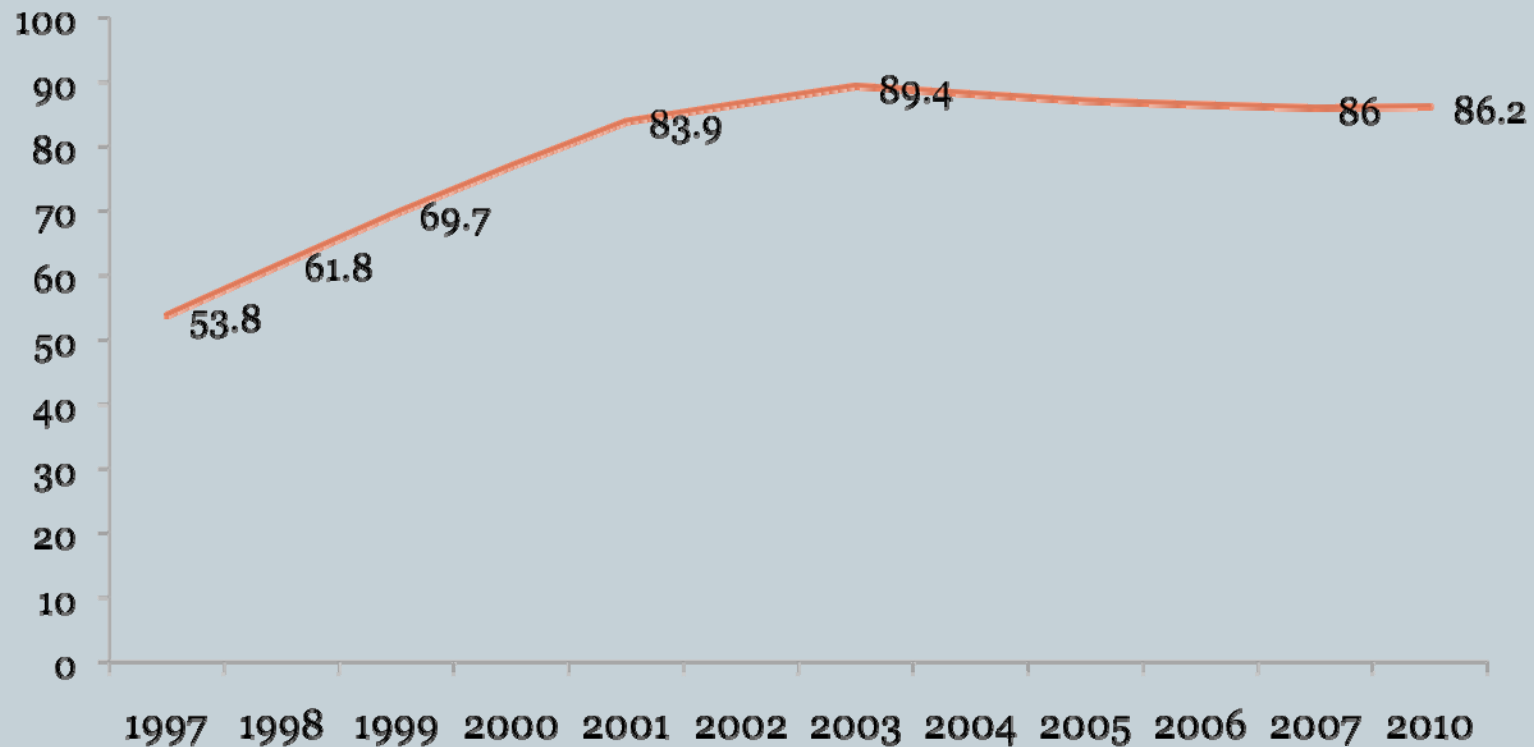
Condom Use with Commercial Partners & Spouse

30



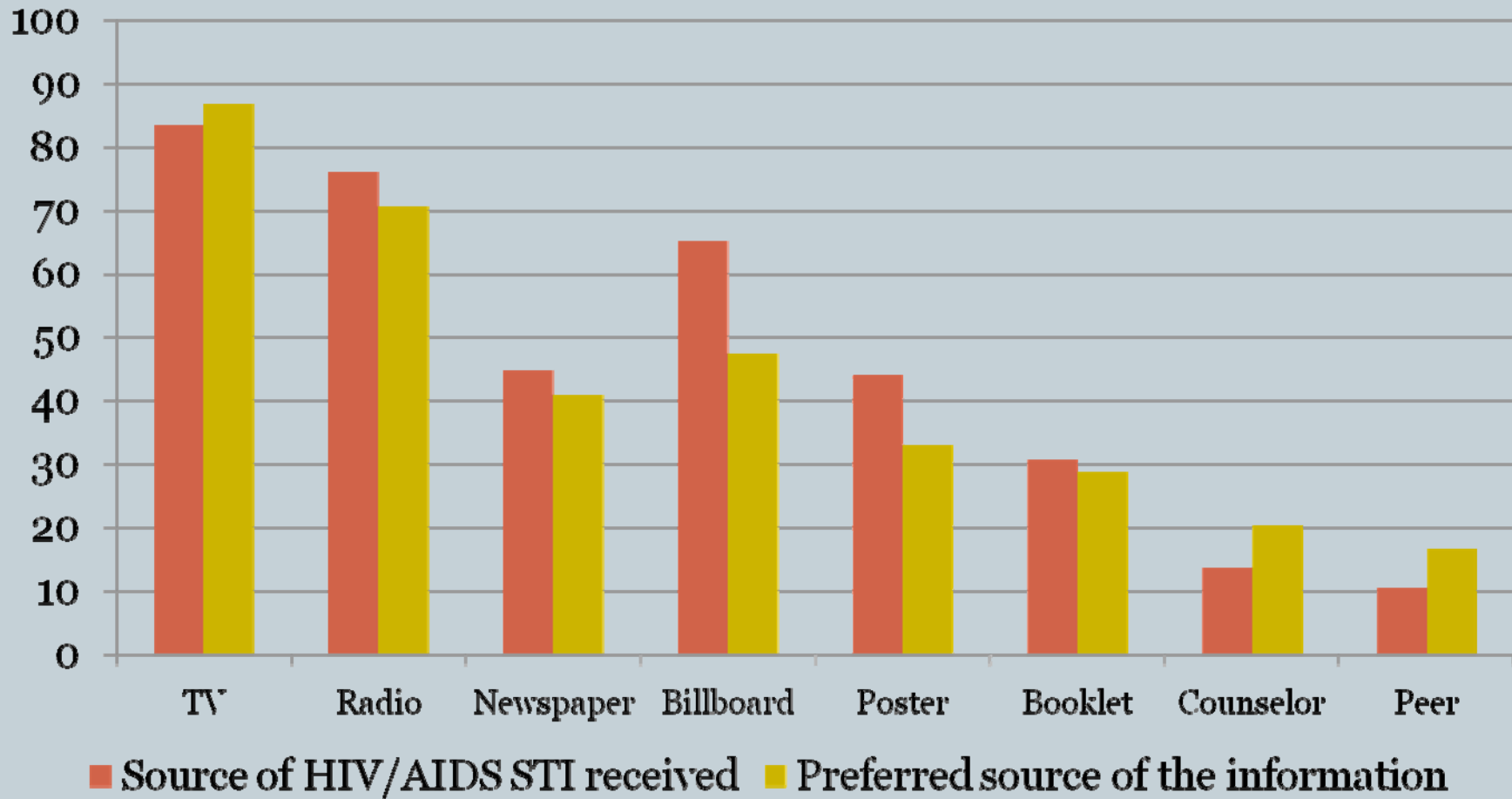
Trend of Consistent Condom Use with Commercial Partner (in the past 3 months)

31



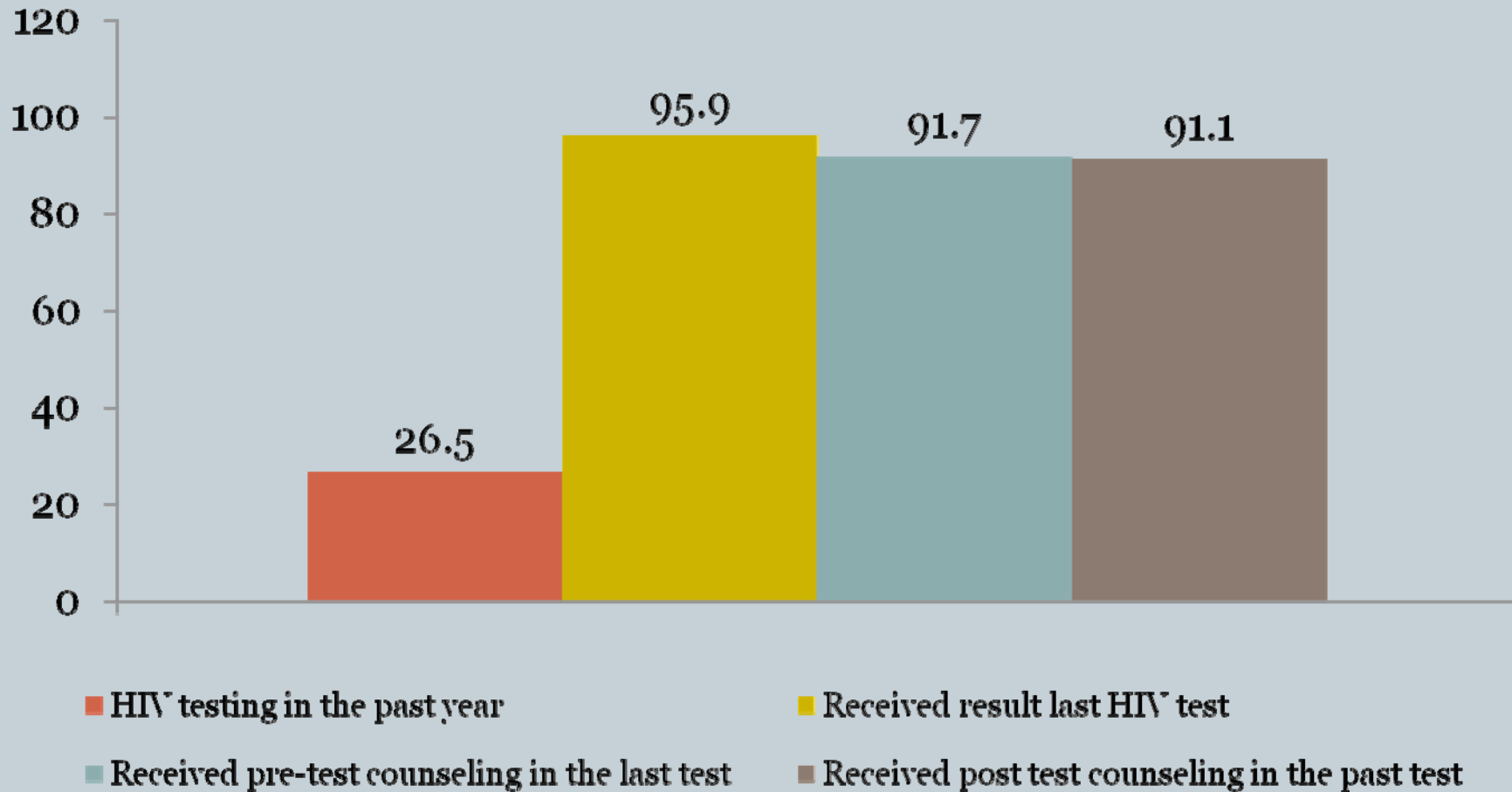
Actual & Preferred Sources of Information Received

32



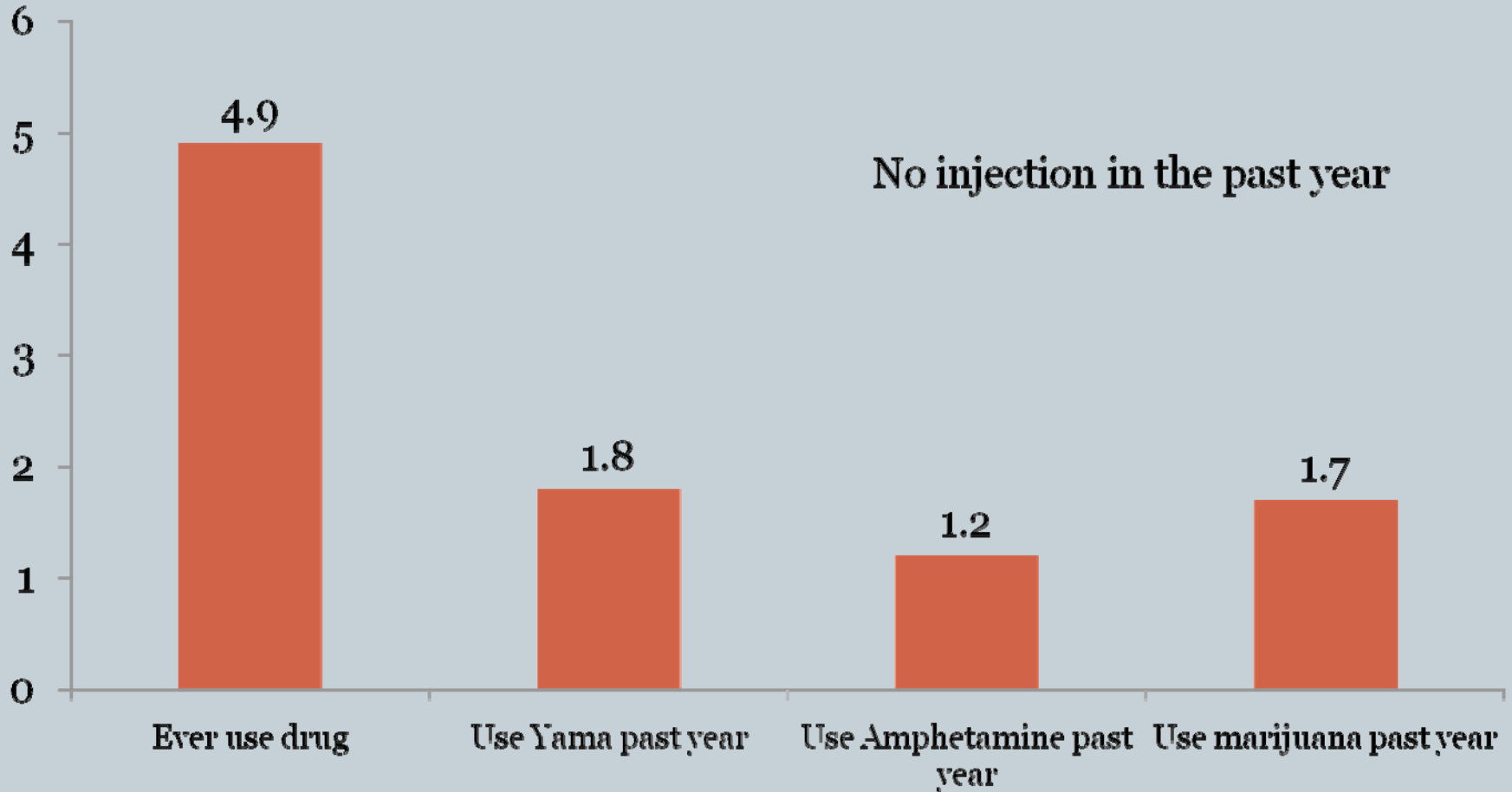
Usage of HIV Testing & Counseling

33



Drug Use & Type of Drug

34





People Living with AIDS (PLHA)

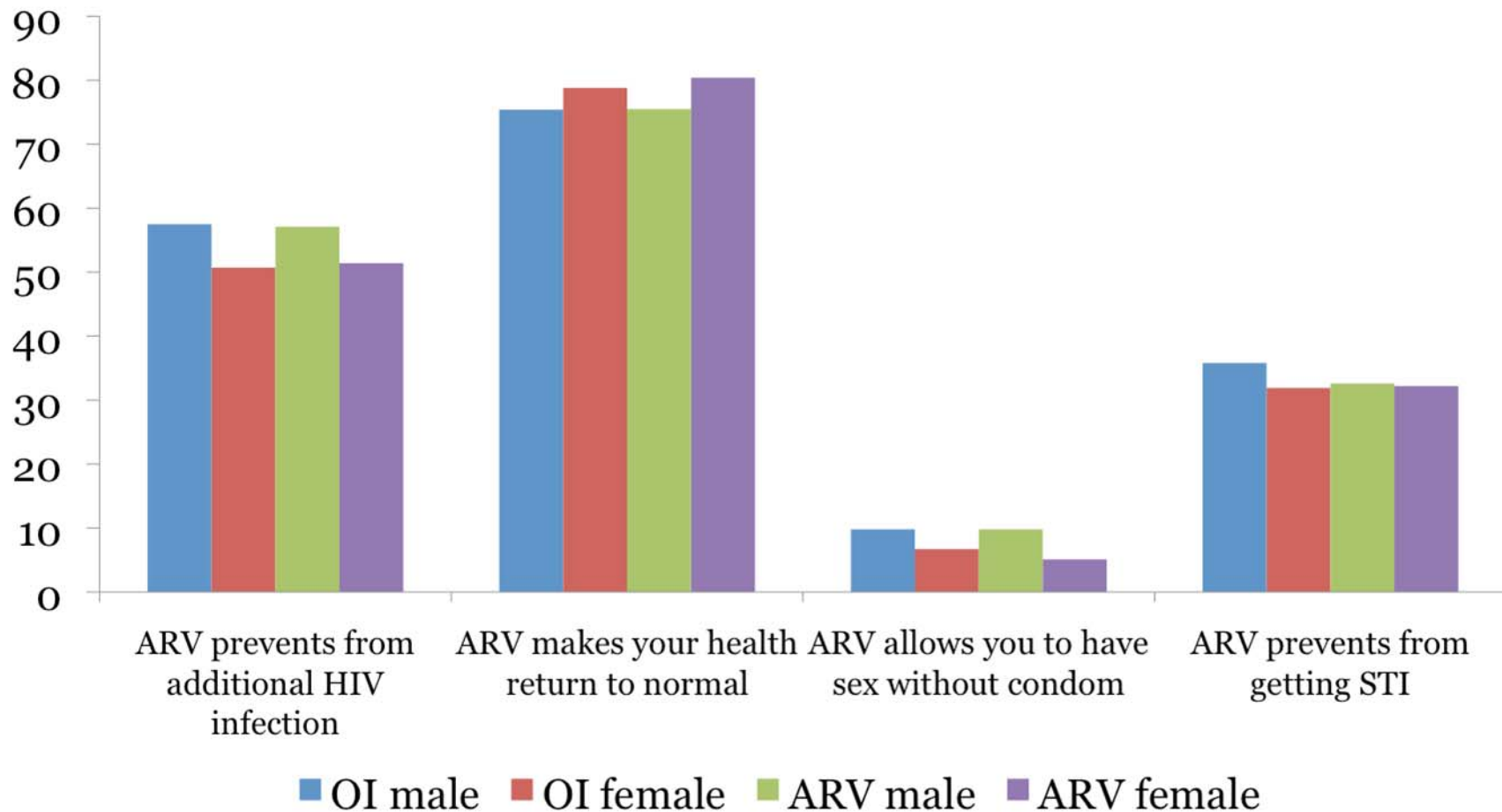
Demographic Characteristics

36

Characteristics	IO patients (n=416)		ARV patient (n=480)	
	Male (134)	Female (282)	Male (224)	Female (255)
Mean age	35.9	34.1	37.9	36.6
Marital status				
Currently married	77.6%	62.4%	79%	54.9%
Widowed/widower	10.5%	33.7%	11.2%	40.4%
Mean year of schooling	6.9	5.4	7	5.5
% of no education	13.4%	35.2%	5.8%	31%

Perception about the Benefits of ARV

37



Current Health Status

38

Characteristics	IO patients		ARV patient	
	Male	Female	Male	Female
Current health status				
Good	3%	17%	8%	15.3%
Fairly good/normal	73.8%	58.5%	80.8%	70.1%
Not good	23.1%	24.5%	12%	14.5%
Health status compared to 6 months ago				
Improved	29.9%	40.4%	50.4%	60.3%
Remain the same	51.5%	40.1%	38.8%	27.1%
Poorer	18.6%	19.4%	10.7%	12.5%
Ever drink alcohol in the past 6 months	59%	24.5%	57.4%	21.6%

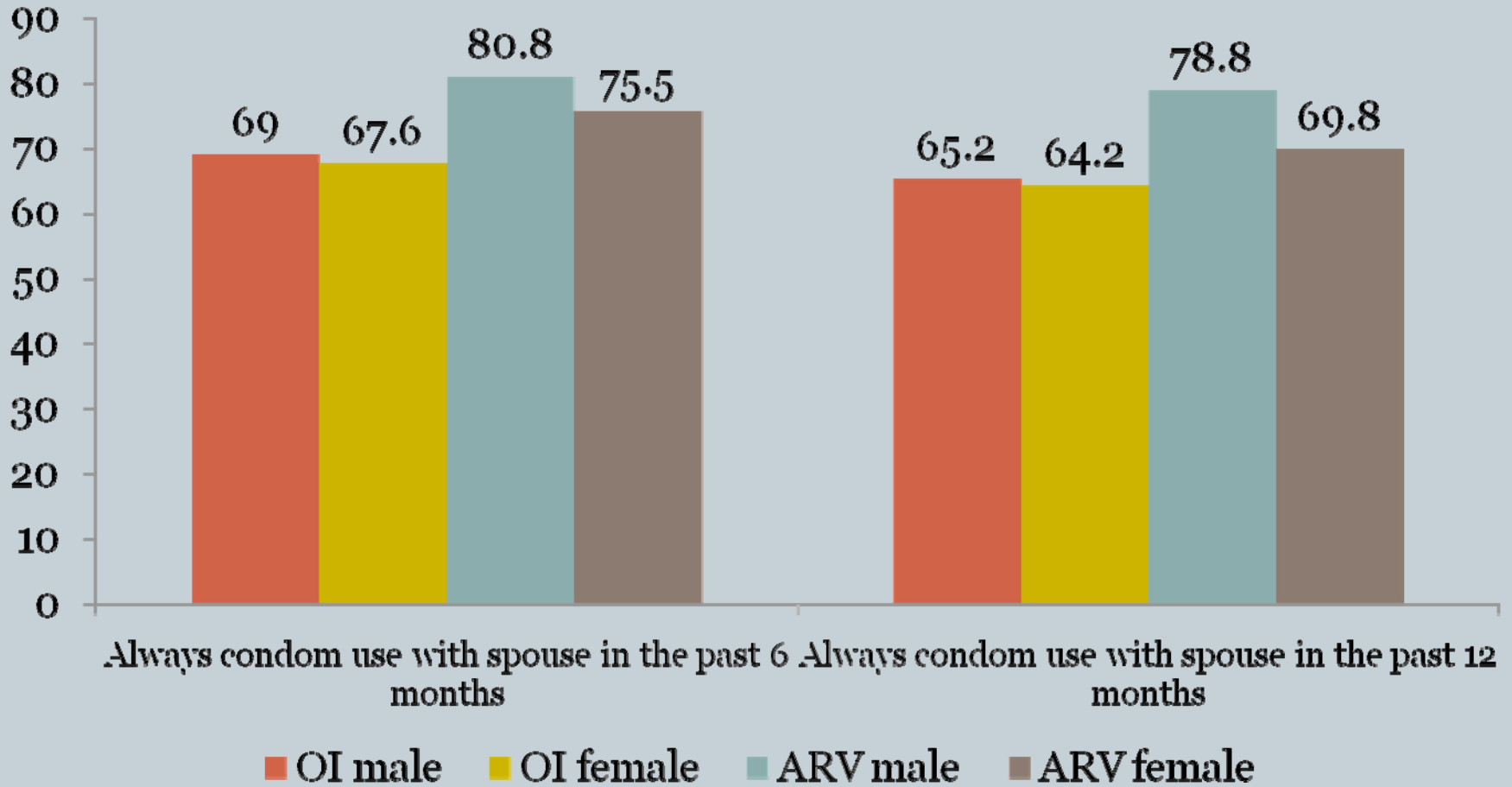
Sexual Behavior

39

Characteristics	IO patients		ARV patient	
	Male	Female	Male	Female
Ever had sex in the past 6 months	80.3%	61.4%	80.3%	53.8%
Median number of sexual partner in the past month	1	1	1	1
Median number of sex with spouse per month	3	2	2	2
Having sweetheart in the past 6 months	9%	5.7%	4.5%	3.9%
Had sex with sweetheart in the past 6 months	46.2%	47.1%	50%	50%
Condom use during last sex with sweetheart	87.5%	87.5%	71.4%	85.7%

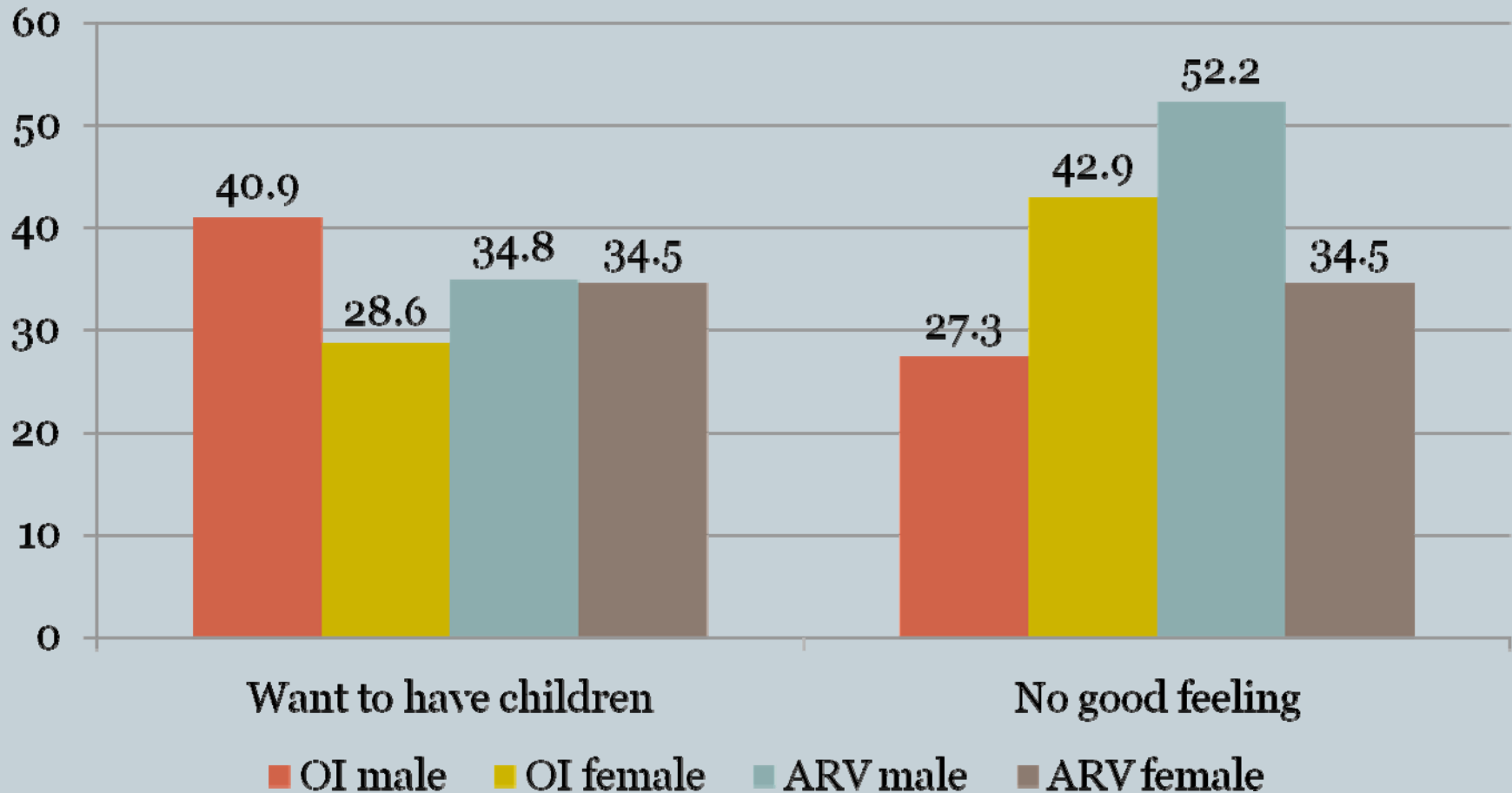
Safe Sex Practices

40



Reasons for Not Using Condom with Spouses

41



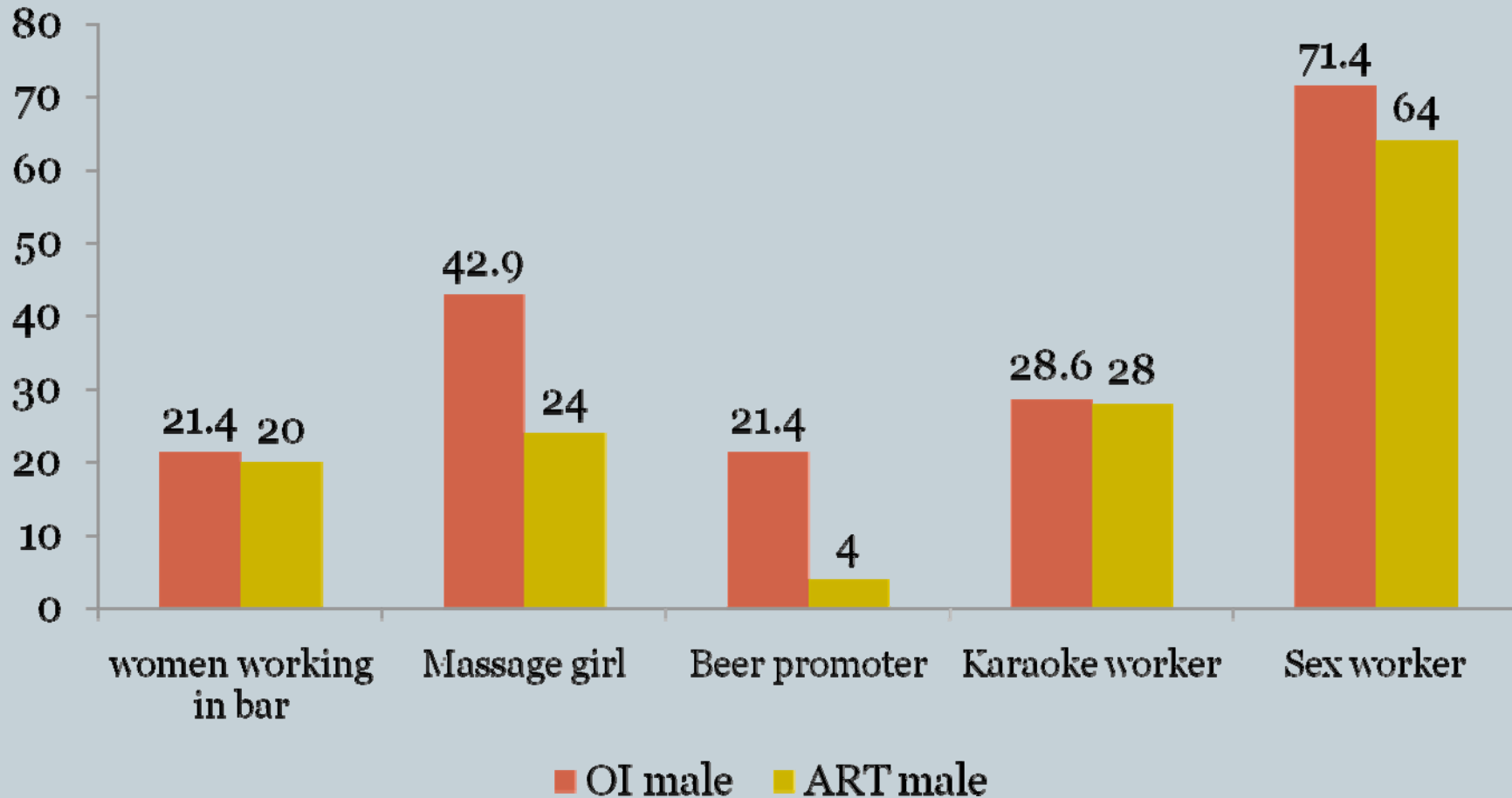
Commercial Sex

42

	OI male	ARV male
Ever paid to have sex in the past 6 months (among those who had sex in the past 6 month)	9%	13.3%
Condom use last sex with sex worker (n=46)	52.4%	72%
Consistent condom use with sex worker in the past 3 months (n=21)	70%	63.6%
Consistent condom use with sex work in the past year (n=27)	66.7%	66.7%
Ever had sex with casual partner in the past 6 months	5.2%	2.2%
Ever had sex with men in the past year	2.5%	0.5%
Ever had condom breakage/slippage in the past year	10.9%	5.2%
Used lubricant in the last sex (in the past year)	8.8%	9.8%

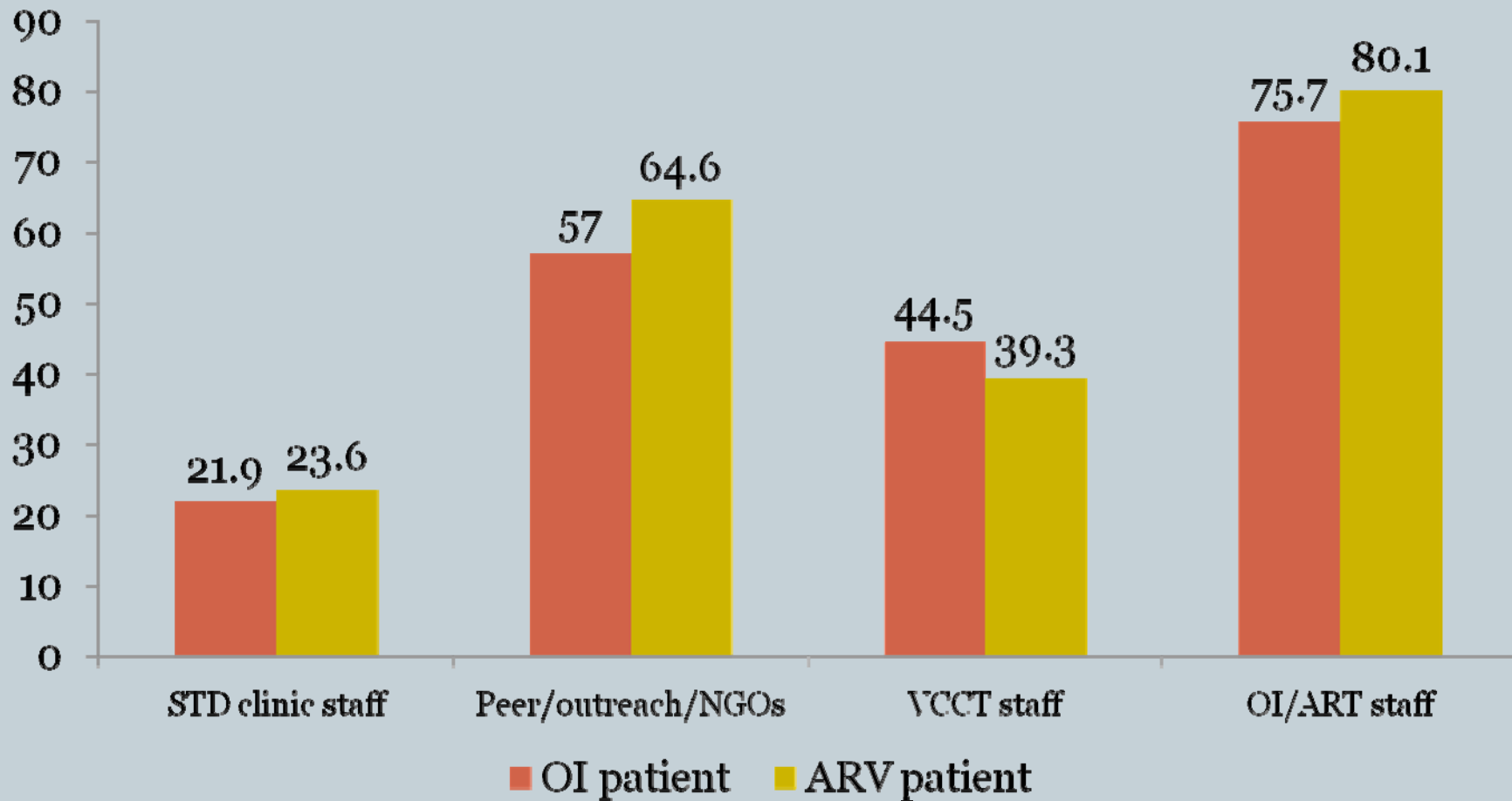
Types of Commercial Sex in the past year

43



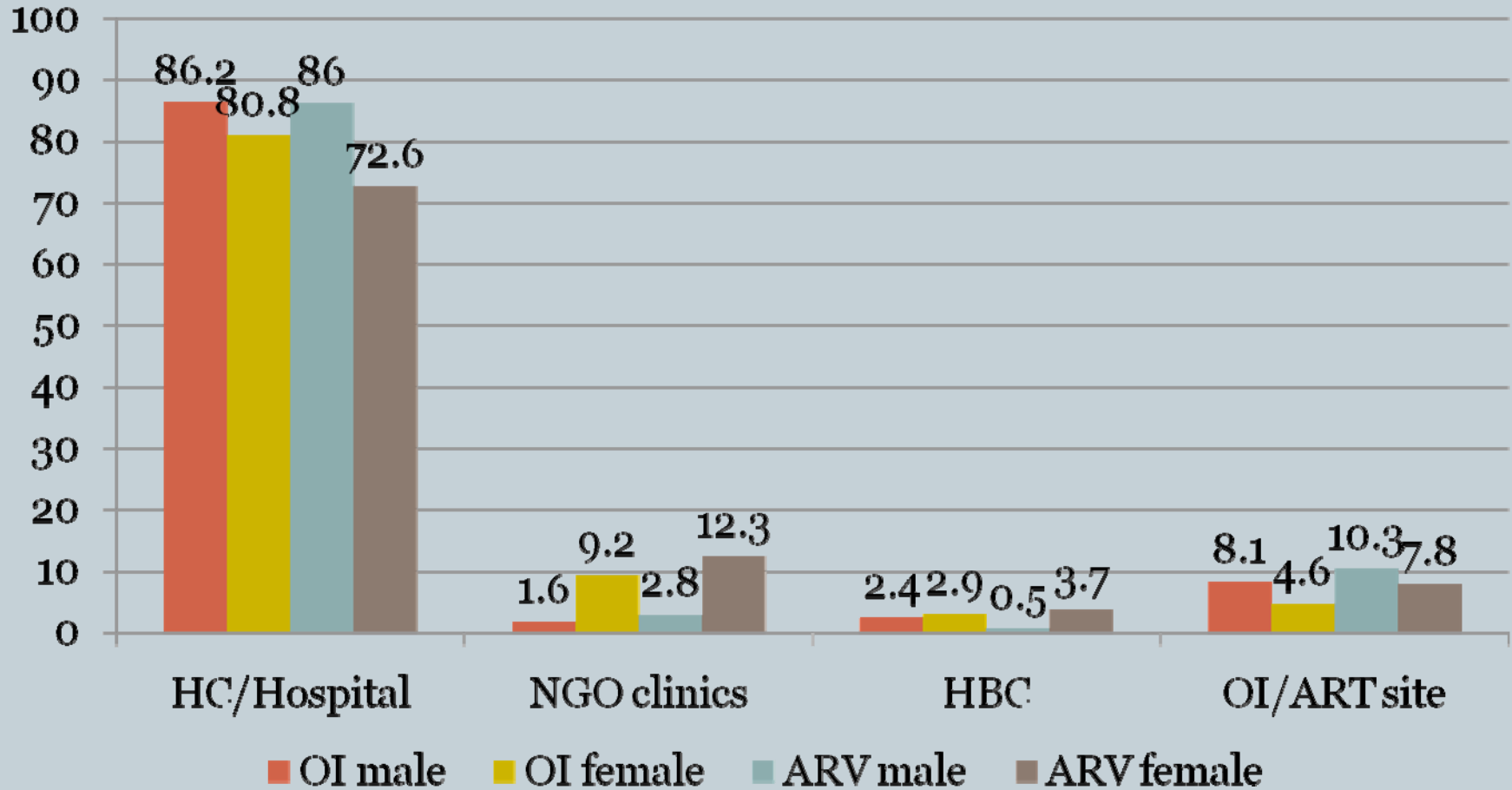
Sources Information on HIV/AIDS, STI in the past 3 months

44



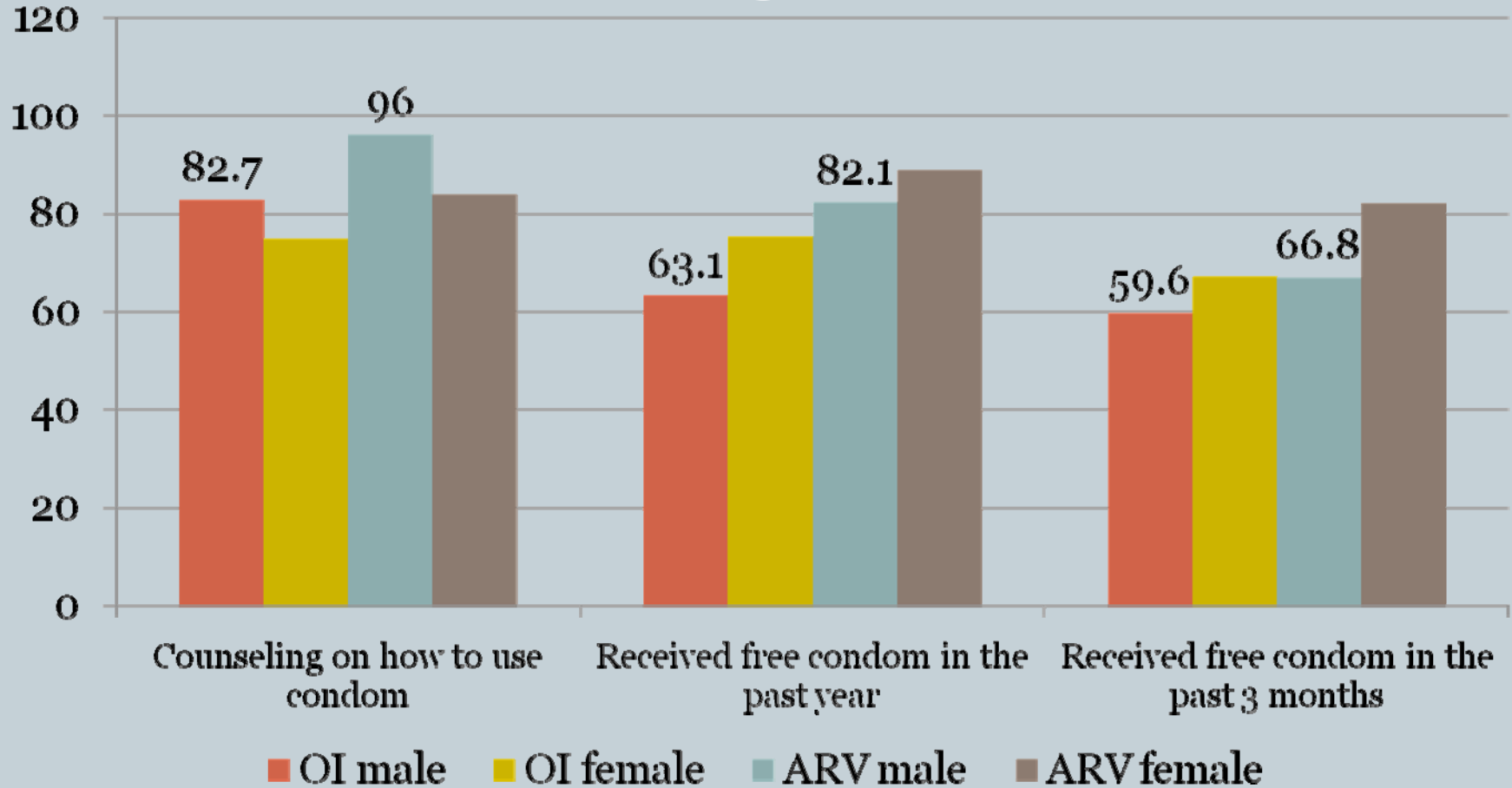
Places to receive FP services

45



Access to Condom

46



Sources providing free condom

47



OI/ARV Service Usage

48

Characteristics	IO patients		ARV patient	
	Male	Female	Male	Female
Ever received counseling about the drug	97%	96.5%	99	99.2
Adhere to appointment keeping	97.8	95	98.7	98.4
Ever quit one site before starting a new one (as a new patient)	9.7%	11.4%	7.2%	13.7%
Ever received OI/ARV from other patients				
Buy	0%	1.8%	0.5%	0.8%
Borrow	0.8%	0.4%	3.1%	3.9%
Currently received OI/ARV from at least 2 sites at the same time	0%	1.4%	0.9%	2.8%

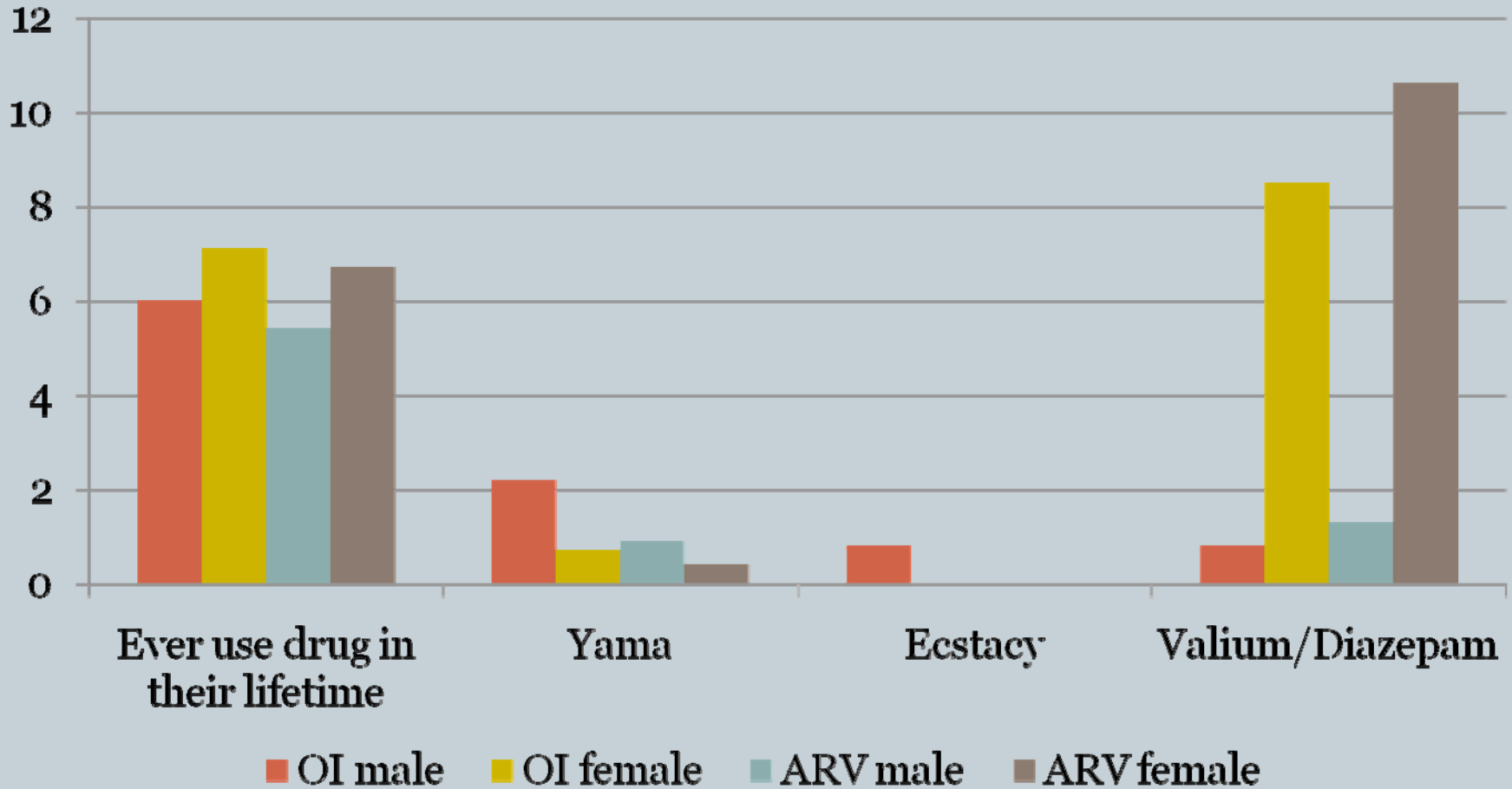
Other Health Service Usages

49

Characteristics	IO patients		ARV patient	
	Male	Female	Male	Female
Don't know his/her spouse HIV status (among those currently living in couple)	3.9%	3.5%	3.4%	2.1%
Use Contraceptive after knowing HIV positive				
Never use any contraceptive	3%	16%	0.9%	5.9%
IUD	7.5%	2.8%	7.7%	1.6%
Pill	12.7%	3.2%	11.7%	4.7%
Condom	75.4%	51.8%	74.8%	55.7%
Ever use STI services in the past 12 months if having any symptom	24.5%	50.3%	20%	48.7%
Ever be referred to have TB screening	56.4%	46.4%	75.9%	71.3%

Drug Use and Drug Types

50



Conclusions : FEW (1)

51

- High proportion of EW had move from factories and restaurants in the past year
- Those who reported with more than 2 clients/day showed more resemble characteristics to former direct female sex workers and most of them reported being a former brothel based sex workers in the past year
- The trend of consistent condom use among direct and indirect female sex worker can no longer established. However, it looks like the consistent condom use among EW remains relatively stable
- Condom use with sweetheart remain low among EW

Conclusions: FEW (2)

52

- Generally, EW had good knowledge about HIV/AIDS and its mode of transmissions
- There had been a high reported prevalence of abortion while working as entertainment workers. Private clinics and buying drug from Pharmacy had been reported as the main place to induce abortion
- High reported of any STI symptoms although high proportion of EW went to STI clinics at least 1 time in the past 3 months and high proportion of EW went health facilities to get last STI symptoms treated
- Prevalence of ever used drug is high among sub-group of EW, however, injecting drug use is not common.

Conclusions: Moto taxi driver (1)

53

- More than 60% of Moto taxi driver started their first sex with girlfriends or sex workers
- They are sexually active since 34% of them reported buying sex in the past 6 months and only 2.5% never had sex in their lifetime.
- About 5% of them reported having sex with female factory workers in the past year and 15.2% and 28.9% reported having sex with karaoke worker and commercial sex, respectively
- Condom use with paid partners remain high, but the consistent condom use among sweethearts remain low

Conclusions: Moto taxi driver (2)

54

- Moto-taxi driver also showed their supportive attitudes to people living with HIV/AIDS and good knowledge about HIV transmission, HIV testing and ARV treatment
- Given their good understanding about HIV/AIDS, only about 26% reported having an HIV test in the past year
- Buying drug from Pharmacy and seeking consultation from private clinics were commonly reported by Moto taxi driver when asking about places they went to get the treatment for their STI symptom
- Drug use was also uncommon among Moto-taxi driver

Conclusions: PLHA (1)

55

- Data showed that their positive HIV status had been often discovered during hospital visit or VCT visit.
- Despite the fact that PLHA included in the study have been on OI/ARV, their knowledge about the usage of ARV in HIV prevention remained poor.
- Thank to OI/ART, most participant acknowledged that their health return to normal or it had been improved a lot since they started receiving OI/ART

Conclusions: PLHA (2)

56

- Majority of OI/ARV patients remained sexually active (50-80% reported ever had sex in the past 6 months).
- Early analysis revealed that the level of sexual activities among those who are on ARV and those on OI are not very different
- Condom use with spouse is alarmingly low given the fact that some their spouses are HIV negative. It is more disturbing that up to 4% of HIV positive individuals did not know the HIV status of their spouse
- Female commercial sex was the main paid sexual partners for PLHA included in the study, although only a small proportion of PLHA bought sex in the past 6 months. Condom use with paid sexual partners was not consistent.

Conclusions: PLHA (3)

57

- Regarding to their OI/ART service, on average 10% of participant reported starting at a new OI/ART site (as a new patient) after stop receiving ART from another ART site
- OI/ART staff have been considered as sources of many health related information, ranging from OI/ARV to family planning and other reproductive health.
- There has been a high proportion of lifetime drug among PLHA. However, very few practiced injecting drug.

Recommendations (1)

58

- **HIV/AIDS prevention programs should pay more attention on factory workers, since it appears that high proportion of EW are former factory workers**
- **Efforts are needed to sustain high consistent condom use with paid sexual partner among EW**
- **There is a need for more innovative approaches to increase the consistent condom use with sweethearts**
- **Safe abortion services at public facilities should be modified to attract more EW**

Recommendations (2)

59

- **Moto taxi driver still play a role as a bridging group among high and low risk groups. More direct intervention should be piloted to increase condom use and HIV testing among this group.**
- **The misconception about ARV as protectors of HIV/STI transmission still exist to some extent among patients receiving OI/ART. More comprehensive counseling should be offered at OI/ART site**
- **Condom use among commercial sex partners and couple remain low, therefore positive prevention programs among PLHA should be developed and implemented**
- **All stakeholders need to involved in intervention to increase the disclosure among couple in order to prevent HIV transmission within couples, as well as to prevent transmission from mother to child.**

THANK YOU