


ប្រជាជនជាតិកម្ពុជា និង អង្គការសហប្រជាជាតិ សេរីស្បែក និងការពារ
National Center for HIV/AIDS Dermatology and STD
របាយការណ៍ប្រចាំត្រីមាសស្តីពីការព្យាបាលជំងឺឱកាសនិយម មុនពេល ART

Facility Pre-ART (OI) report from all sites

Total Provinces :		20			
Total Pre-ART Sites :		57 (Pediatric = 33)			
ឆ្នាំ (Year) 2011		ត្រីមាសទី (Quarter) 4			
ប្រភេទ (Category)	អាយុ Age	ភេទ (Sex)		សរុប Total	
		ប្រុស Male	ស្រី Female		
ចំនួនអ្នកជំងឺដែលសកម្មទទួលបានការព្យាបាល OI រហូតដល់ចុងត្រីមាសមុន (Number of active patients at the end of preceding quarter)	>14	2,420	4,134	6,554	
	0 - 14	757	853	1,610	
ចំនួនអ្នកជំងឺថ្មី ព្យាបាល Pre-ART លើកដំបូងក្នុងត្រីមាសនេះ (Number of new patients (First OI Care visit) during quarter)	សរុបអ្នកជំងឺថ្មី >14		566	709	1,275
	ពិនិត្យសុខភាពរោគសញ្ញាជំងឺរបេង (TB Symptom Screening) *	មាន	176	221	397
		គ្មាន	283	361	644
	បានចាប់ផ្តើមព្យាបាលបង្ការដោយ INH (IPT Started)	79	117	196	
	បានធ្វើរោគវិនិច្ឆ័យថាមានជំងឺរបេង Diagnosed TB (BK+ / - , EP)	92	91	183	
	បានចាប់ផ្តើមព្យាបាលជំងឺរបេង TB Tx Started	84	76	160	
	មានផ្ទៃពោះ (Pregnant)	-	79	79	
	ការបង្ការជំងឺឱកាស (ផ្តល់សេវាពិបាកយ៉ាងតិច) Positive Prevention (at least 3 **)	NA	NA	NA	
	សរុបអ្នកជំងឺថ្មី 0 - 14		42	45	87
	សរុបអ្នកជំងឺថ្មីទាំងអស់ Total new patients		608	754	1,362
ចំនួនអ្នកជំងឺដែលចាកចេញពី ការព្យាបាល OI ក្នុងត្រីមាសនេះ (Number of patients who left OI Care during quarter)	បាត់មុខ (Lost) ¹	>14	125	154	279
		0 - 14	8	16	24
	ស្លាប់ (Died)	>14	25	25	50
		0 - 14	2	0	2
	ចាប់ផ្តើម (Start ART)	>14	485	658	1,143
		0 - 14	50	60	110
សរុបអ្នកជំងឺដែលចាកចេញពីការព្យាបាល OI ទាំងអស់		695	913	1,608	
ចំនួនអ្នកជំងឺដែលសកម្មព្យាបាល Pre-ART រហូតដល់ចុងត្រីមាសនេះ (Number of active patients at the end of the quarter)	>14	2,351	4,006	6,357	
	0 - 14	739	822	1,561	
	សរុប Total		3,090	4,828	7,918
ចំនួនអ្នកជំងឺដែលសកម្មព្យាបាល Pre-ART រហូតដល់ចុងត្រីមាសនេះ (Number of active patients at the end of the quarter)	សមស្របចាប់ផ្តើម ART ² (Eligible for ART)	>14	406	668	1,074
		0 - 14	95	103	198
	មិនទាន់ដល់ពេលចាប់ផ្តើម ART (Not Eligible for ART)	>14	1,945	3,338	5,283
		0 - 14	644	719	1,363

ចំនួនអ្នកជំងឺដែលសកម្មព្យាបាល Pre-ART បានធ្វើរោគវិនិច្ឆ័យថាមាន កើតរបេង នៅក្នុងត្រីមាសនេះ (Number of active patients diagnosed TB (BK+/-, EP) during this quarter)	> 14	90	78	168	
ចំនួនអ្នកជំងឺដែលសកម្មព្យាបាល Pre-ART បានចាប់ផ្តើមព្យាបាលជំងឺរបេង នៅក្នុងត្រីមាសនេះ (Number of active patient Started TB Treatment during this quarter)	> 14	83	71	154	F
ចំនួនអ្នកជំងឺសកម្មបានចាប់ផ្តើមព្យាបាលបង្ការដោយ INH (Started IPT) ក្នុងត្រីមាសនេះ (Number of actives patients started IPT)	> 14	113	207	320	G
ចំនួនអ្នកជំងឺរបេង-អេដស៍កំពុងព្យាបាល Pre-ART បានចាប់ផ្តើមព្យាបាល បង្ការដោយ Cotrimoxazole (CPT) នៅក្នុងត្រីមាសនេះ (Number of TB- HIV patients on OI Started Cotrimoxazole during this quarter)	> 14	66	82	148	H
ចំនួនស្ត្រីបានព្យាបាល Pre-ART មានផ្ទៃពោះក្នុងត្រីមាសនេះ (Number of women on Pre-ART got pregnant during this quarter.)				116	I
ចំនួនស្ត្រីមានផ្ទៃពោះបានចាប់ផ្តើមការព្យាបាលបង្ការដោយ ARV ក្នុងត្រីមាសនេះ (Number of pregnan women started ARV Prophylaxis.)				36	J
ចំនួនស្ត្រីមានផ្ទៃពោះដែលបានរាយការណ៍ថា (Number of pregnan women reported)	រលូត (Spontaneous abortion)		3		K
	រំលូត (Induced abortion)		5		

Phnom Penh, 10 February 2012
Seen and approved
NCHADS Director



Dr. Mean ChhiVun

Chief of AIDS Care Unit

Dr. Samreth Sovannarith

Phnom Penh, 09 February 2012
Checked by

Chief of Data Management Unit

Mr. Mam Sovatha

Phnom Penh, 09 February 2012
Prepared by
Data Management Officer

Mr. Phath Veasna

Number of Patients receiving Pre-ART in Quarter 4-2011

Provinces/Cities Pre-ART Services	Number of Pre-ART Patients at the End of Preceding Quarter					New Patients (first Pre-ART Care Visit) during Quarter 4-2011					Patients who Left Pre-ART Care during Quarter 4-2011												Active Patients on Pre-ART at the end of Quarter 4-2011													
	> 14		0 - 14			Total	> 14		0 - 14			Total	Lost				Died				Start ART				Total	Eligible for ART					Not Eligible for ART					Total
	M	F	B	G	M		F	B	G	M	F		B	G	M	F	B	G	M	F	B	G	M	F		B	G	M	F	B	G					
	> 14		0 - 14			Total	> 14		0 - 14			Total	Lost				Died				Start ART				Total	Eligible for ART					Not Eligible for ART					Total
1 Banteay Meanchey																																				
1	Serei Sophon HC	35	59	19	31	144	9	18	0	0	27	2	4	0	2	0	0	0	0	0	9	17	0	4	38	14	24	8	3	19	32	11	22	133		
2	Mongkul Borey PH	25	50	5	10	90	12	13	1	1	27	0	3	0	0	0	0	0	0	0	7	10	0	0	20	3	4	1	0	27	46	5	11	97		
3	Poipet 1 HC	210	258	0	0	468	24	35	0	0	59	5	3	0	0	1	2	0	0	22	30	0	0	63	17	21	0	0	189	237	0	0	464			
4	Thmor Pouk RH	27	27	0	0	54	2	3	0	0	5	1	0	0	0	0	0	0	0	1	6	0	0	8	1	1	0	0	26	23	0	0	51			
2 Battambang																																				
5	Mong Russey RH	15	35	9	11	70	4	2	0	0	6	1	1	0	0	0	0	0	0	3	4	0	0	9	7	12	1	6	8	20	8	5	67			
6	Battambang PH *	60	152	40	42	294	26	25	3	5	59	3	4	0	0	0	0	0	0	16	27	5	8	63	28	79	9	8	39	67	29	31	290			
7	R5 Military Hospital	12	16	0	0	28	5	2	0	0	7	0	0	0	0	1	1	0	0	3	1	0	0	6	2	1	0	0	11	15	0	0	29			
8	Thmor Kol RH	22	48	0	0	70	7	7	0	0	14	3	2	0	0	0	0	0	0	12	11	0	0	28	4	14	0	0	10	28	0	0	56			
9	Sampov Loun RH	20	24	0	0	44	10	15	0	0	25	0	2	0	0	0	0	0	0	8	10	0	0	20	5	5	0	0	17	22	0	0	49			
3 Kampong Cham																																				
10	Kampong Cham PH	38	61	29	31	159	17	30	2	2	51	4	4	1	1	0	0	0	0	15	23	3	3	54	10	22	7	6	26	42	20	23	156			
11	Memut RH	10	20	0	0	30	1	2	0	0	3	1	4	0	0	0	0	0	0	1	4	0	0	10	4	2	0	0	5	12	0	0	23			
12	Thbong Khmum RH	32	56	7	18	113	13	24	2	2	41	3	4	0	2	0	2	0	0	13	13	0	2	39	12	33	1	6	17	28	8	10	115			
13	Choeung Prey RH	24	29	0	0	53	6	6	0	0	12	6	3	0	0	0	0	0	0	6	4	0	0	19	11	14	0	0	7	14	0	0	46			
14	Chamkar Loeu RH	7	10	0	0	17	2	4	0	0	6	0	0	0	0	0	0	0	0	3	3	0	0	6	3	2	0	0	3	9	0	0	17			
15	Srey Santhor RH	4	16	0	0	20	3	3	0	0	6	0	2	0	0	0	0	0	0	3	5	0	0	10	1	2	0	0	3	10	0	0	16			
4 Kampong Chhnang																																				
16	Kampong Chhnang PH	37	54	13	12	116	5	12	3	0	20	0	0	0	1	0	1	0	0	6	8	2	1	19	3	7	1	0	33	50	13	10	117			
5 Kampong Speu																																				
17	Kampong Speu PH	193	294	86	71	644	18	17	3	7	45	0	0	0	0	0	0	0	0	7	11	3	7	28	16	17	3	2	188	283	83	69	661			
18	Oudong RH	24	73	0	0	97	8	6	0	0	14	2	1	0	0	1	0	0	0	5	3	0	0	12	6	7	0	0	18	68	0	0	99			
19	Kong Pisey RH	23	15	0	0	38	6	6	0	0	12	0	0	0	0	0	0	0	0	2	3	0	0	5	2	3	0	0	25	15	0	0	45			
6 Kampong Thom																																				
20	Kampong Thom PH	67	133	22	19	241	17	16	0	1	34	5	6	0	0	2	3	0	0	10	9	2	1	38	2	6	1	2	65	125	19	17	237			
7 Kampot																																				
21	Kamport PH	75	105	22	30	232	5	6	1	1	13	3	7	0	0	1	3	0	0	13	22	3	0	52	8	7	2	3	55	72	18	28	193			
22	Kampong Trach RH	24	90	9	6	129	11	14	2	0	27	0	1	0	0	0	1	0	0	10	15	2	0	29	8	12	2	1	17	75	7	5	127			
8 Kandal																																				
23	Chey Chum Neash PH	132	234	47	81	494	23	33	2	1	59	9	21	0	0	1	1	0	0	22	25	2	1	82	25	33	7	8	98	187	40	73	471			
24	Koh Thom RH	26	80	0	6	112	9	9	0	0	18	3	3	0	0	0	0	0	0	5	6	0	2	19	3	9	0	2	24	71	0	2	111			

Provinces/Cities Pre-ART Services	Number of Pre-ART Patients at the End of Preceding Quarter					New Patients (first Pre-ART Care Visit) during Quarter 4-2011					Patients who Left Pre-ART Care during Quarter 4-2011										Active Patients on Pre-ART at the end of Quarter 4-2011													
	> 14		0 - 14			Total	> 14		0 - 14			Total	Lost				Died				Start ART				Total	Eligible for ART				Not Eligible for ART				Total
	M	F	B	G	M		F	B	G	M	F		B	G	M	F	B	G	M	F	B	G	M	F		B	G	M	F	B	G			
	M	F	B	G	M	F	B	G	M	F	B	G	M	F	B	G	M	F	B	G	M	F	B	G	M	F	B	G	M	F	B	G		
51 Takeo Hospital	46	74	24	33	177	8	10	0	1	19	3	2	0	0	0	0	0	0	9	12	3	2	31	3	8	3	2	39	62	18	30	165		
52 Ang Roka RH	17	30	10	7	64	1	5	0	0	6	3	4	0	0	0	0	1	0	3	3	0	1	15	0	7	2	1	12	21	7	5	55		
53 Kirivong RH	22	25	8	8	63	4	3	0	0	7	0	1	0	0	0	1	0	0	1	6	0	3	12	3	5	0	0	22	15	8	5	58		
19 Oddor Meanchey																																		
54 Samrong PH	16	25	2	5	48	4	6	0	0	10	1	2	0	1	0	0	0	0	4	3	0	0	11	2	6	0	0	13	20	2	4	47		
20 Pailin																																		
55 Pailin PH	27	27	2	7	63	8	8	0	1	17	3	3	0	0	1	0	0	0	4	5	0	0	16	10	9	0	1	17	18	2	7	64		
21 Preah Vihear																																		
56 16 Makara PH	3	13	0	0	16	8	7	0	0	15	0	1	0	0	0	0	0	0	4	3	0	0	8	1	1	0	0	6	15	0	0	23		
TOTAL	2,420	4,134	757	853	8,164	566	709	42	45	1,362	125	154	8	16	25	25	2	0	485	658	50	60	1,598	406	668	95	103	1,945	3,338	647	726	7,928		

* The number of patients reported in these sites might be shown differently from previous quarterly report due to the late data entry to the database and/or transition to the new database system.

Phnom Penh, 10 February 2012

Seen and Approved
Director of NCHADS



Dr. Mean Chhi Yun

Phnom Penh, 09 February 2012

Checked by
Chief of AIDS Care Unit



Dr. Samreth Sovannarith

Phnom Penh, 09 February 2012


Checked by
Vice chief of Data Management Unit



Mr. Mam Sovatha

Phnom Penh, 09 February 2012

Prepared by
Data Management Officer



Mr. Phath Veasna

Provinces/Cities Pre-ART Services	New Patients (first Pre-ART Care Visit) during Quarter 4-2011															Active patients on Pre-ART during this quarter								
	0 - 14		> 14													TB				Pregnancy				
	Male	Female	Male						Female							Diagnosed TB (BK+, -/EP)	Started TB treatment	Started INH (IPT)	TB-HIV patients on Pre-ART started Cotrimoxazole	Women on Pre-ART got pregnant	Pregmant Women started ARV Prophylaxis	Spontaneous abortion	Induced abortion	
			Total	TB		IPT Started	Diagnosed (BK+, -/EP)	TB Tx Started	Total	TB		IPT Started	Diagnosed (BK+, -/EP)	TB Tx Started	Pregnance									PP (at lease 3)
TBS (+)	TBS (-)	TBS (+)	TBS (-)																					
46 Sothnikum RH	0	0	5	1	1	0	1	1	6	0	3	0	0	0	1	1	1	7	1	1	1	0	0	
47 Kralanh RH	0	0	1	0	1	0	0	0	1	1	0	1	0	0	0	0	0	1	0	0	0	0	0	
15 Sihanouk Ville																								
48 Sihanouk PH	0	0	17	1	16	0	1	1	24	2	22	0	1	1	3	2	2	0	2	4	0	0	0	
16 Stung Treng																								
48 Stung Treng PH	1	0	5	3	2	0	3	3	4	1	3	0	1	1	1	4	4	0	0	1	0	0	0	
17 Svay Rieng																								
50 Svay Rieng Hospital	0	1	11	7	4	8	2	2	15	6	9	12	3	3	0	6	6	22	6	1	1	0	0	
51 Romeas Hek RH	0	0	1	0	0	0	0	0	3	0	3	0	0	0	0	0	0	0	7	0	0	0	0	
18 Takeo																								
52 Takeo Hospital	0	1	8	2	6	1	2	2	10	0	10	10	0	0	2	2	2	11	0	2	2	0	0	
53 Ang Roka RH	0	0	1	0	1	1	0	0	5	1	4	4	0	0	3	0	0	5	0	3	3	0	0	
54 Kirivong RH	0	0	4	1	3	2	0	0	3	2	1	0	0	0	0	0	0	4	0	0	0	0	0	
19 Oddor Meanchey																								
55 Samrong PH	0	0	4	1	3	0	1	0	6	4	2	0	4	0	0	5	0	0	0	0	0	0	0	
20 Pailin																								
56 Pailin PH	0	1	8	4	4	7	1	1	8	2	6	3	2	2	1	2	2	9	1	2	0	0	0	
21 Preah Vihear																								
57 16 Makara PH	0	0	8	1	5	0	0	0	7	1	5	0	0	0	1	0	0	0	0	2	1	0	1	
TOTAL	42	45	566	176	283	79	92	84	709	221	361	117	91	76	79	84	168	154	320	148	116	36	3	5

Phnom Penh, 10 February 2012

Phnom Penh, 09 February 2012

Phnom Penh, 09 February 2012

Phnom Penh, 09 February 2012

Seen and Approved
Director of NCHADS


Checked by
Chief of AIDS Care Unit

Checked by
Chief of Data Management Unit

Prepared by
Data Management Officer




Dr. Mean Chhi Vun



Dr. Samreth Sovannarith



Mr. Mam Sovatha



Mr. Phath Veasna