



National Center for HIV/AIDS, Dermatology and STDs (NCHADS)

របាយការណ៍ប្រចាំត្រីមាស
ស្តីពីការគ្រប់គ្រងករណីអេដស៍សកម្ម
ប្រចាំត្រីមាសទី ៣ ឆ្នាំ ២០១៩

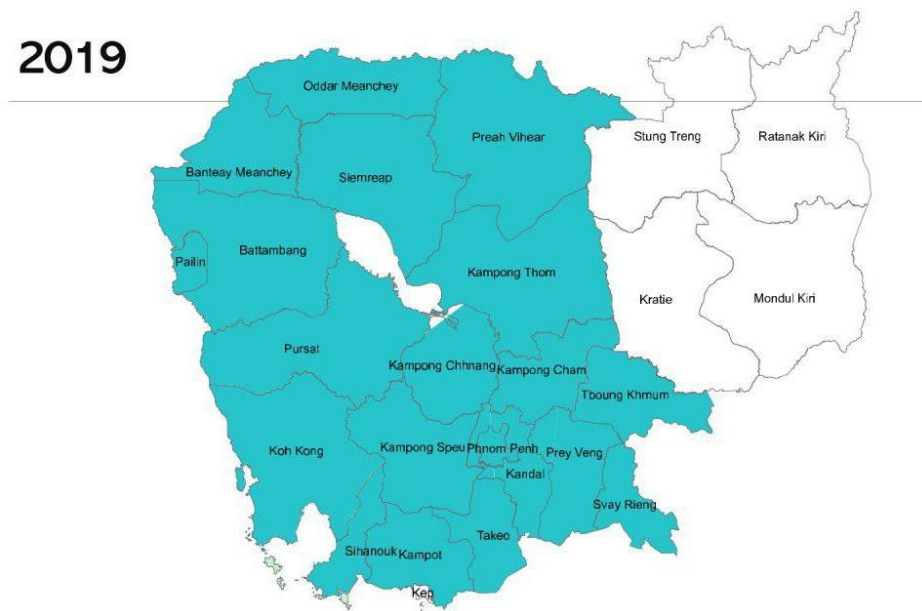
B-IACM Quarterly report,
Q3, 2019

- **Introduction:**

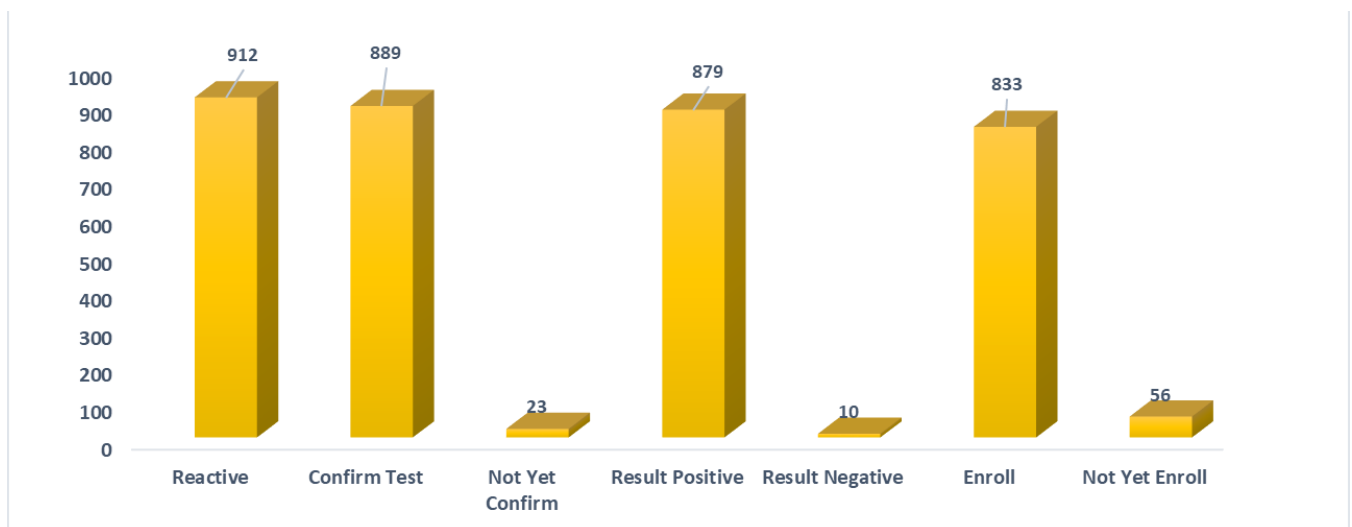
B-IACM has been a cornerstone strategy for the national HIV program. With the objective of B-IACM to leverage existing strategies and approaches for case detection, immediate ART enrolment and retention in HIV care to achieve the global 95-95-95 targets by 2025.

B-IACM was initiated in 2014 in Siem Reap and Battambang provinces and scaled up to 20 provinces (51 operational districts) by September, 2019.

COVERAGE of B-IACM implementation, Q3, 2019 (20 provinces: 51 ODs)

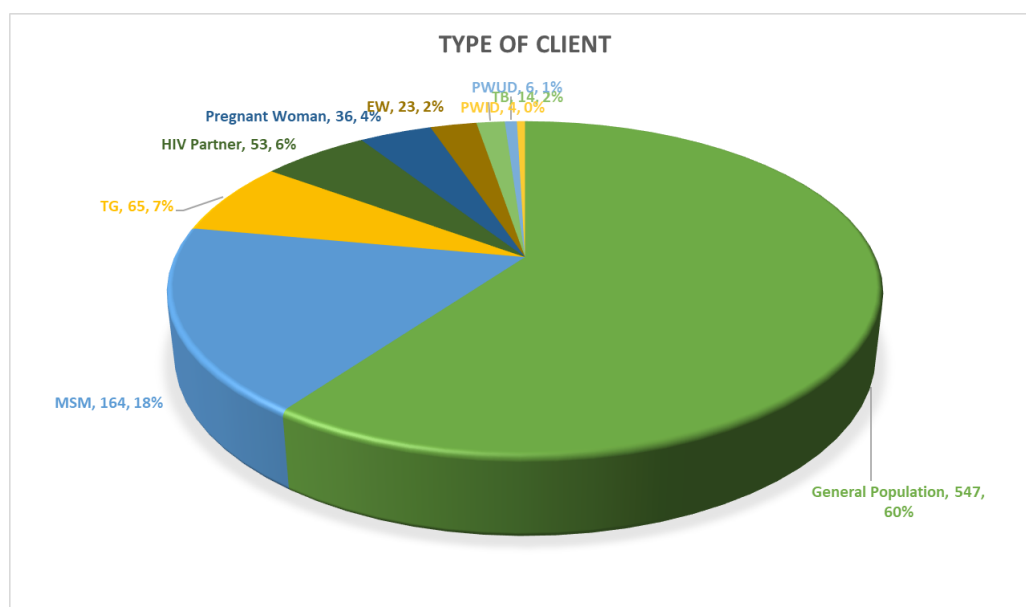


B-IACM cascade Q3, 2019 (20 provinces: 51 ODs)



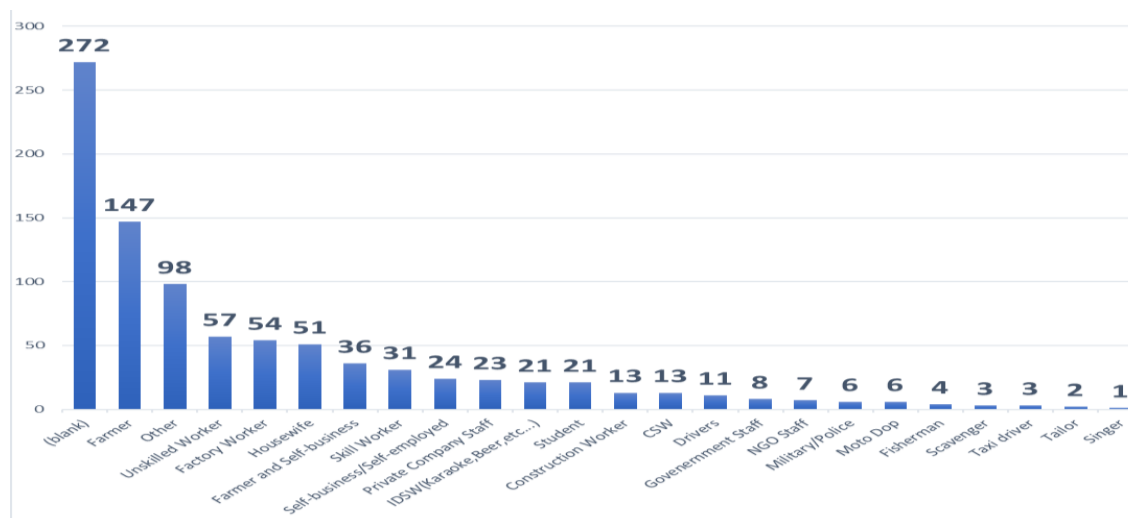
According to B-IACM approach, the 3rd quarter of 2019 data shows that there were 912 reactive cases of HIV in health centers and communities over the past three months. Of these, 889 reactive cases came for the confirmatory test at VCCT (97.5%), . among the confirm test at VCCT, there 879 were positive and 833 were enrolled in ART services (94.76%).

Total numbers of reactive HIV cases by client types, July-September, 2019



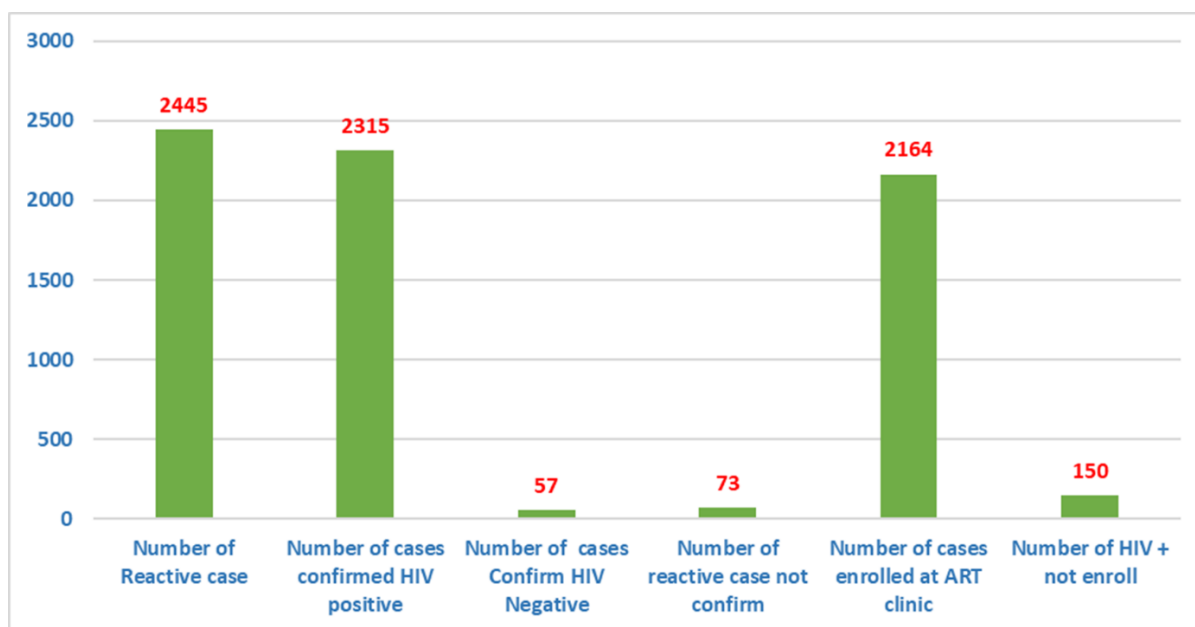
Among 912 with a reactive result, of 60% (N=547) were a general population, follow by MSM is 18 % (among 164 cases mostly from Phnom Penh is 86 cases, Siem Reap: 24 cases, Battambang: 15 cases and the rest is from other provinces) followed by 7 % (N=65) were TG and HIV+ partners were 7% (N=65).

The occupation of reactive HIV cases, July-September 2019

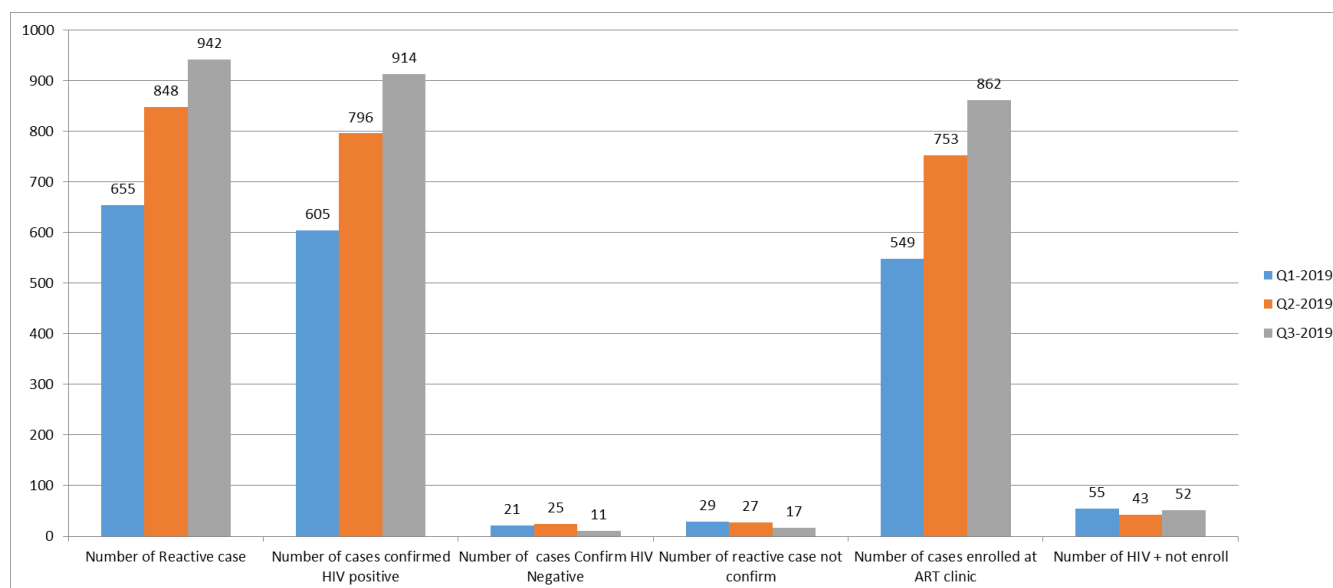


Base on B-IACM data in Q3, 2019 from 51 ODs The total number of reactive cases 33% (N=272+38) of reactive cases did not mention their profession and follow by 12% of farmer.

B-IACM cascade January -September, 2019 (20 provinces: 51 ODs)



B-IACM cascade by quarter, 2019 (20 provinces: 51 ODs)



B-IACM Q3, 2019 report by 20 provinces (51 ODs)

Quarter:		3			Year:		2019	
№	Province	OD Name	Indicators					
			Number of Reactive case	Number of cases confirmed HIV positive	Number of cases Confirm HIV Negative	Number of reactive case not confirm	Number of cases enrolled at ART clinic	Number of HIV + not enroll
1	Battambang	Battambang	60	50	5	5	39	11
2		Sangke	9	8	0	1	8	0
3		Mongressey	3	3	0	0	3	0
4		Thmor Kol	16	13	1	2	12	1
5		Sampov Loun	10	10	0	0	10	0
		Total	98	84	6	8	72	12
6	Kampong Cham	Kampong Cham	24	24	0	0	19	5
7		Choeung Prey	5	5	0	0	5	0
8		Chamka Leu	4	4	0	0	4	0
9		Srey Santhor	2	2	0	0	2	0
		Total	35	35	0	0	30	5
10	Pailin	Pailin	5	5	0	0	5	0
		Total	5	5	0	0	5	0
11	Siem Reap	Siem Reap&AKC	80	76	0	4	72	4
12		South Nikom	13	13	0	0	13	0
13		Kralanh	9	9	0	0	8	1
		Total	102	98	0	4	93	5
14	Oddor Meanchey	Samrong	7	7	0	0	5	2
15		Anlong Veng	2	2	0	0	2	0
		Total	9	9	0	0	7	2
16	Phnom Penh	Chaktomok	236	233	0	3	230	3
17		Pursenchey	44	44	0	0	44	0
18		Mekong	56	56	0	0	56	0
19		Dangkor	23	23	0	0	23	0
20		Bassac	18	16	2	0	12	4
		Total	377	372	2	3	365	7
21	Banteaymeanchey	Mongkul borey	37	35	1	1	33	2
22		Poi Pet	33	33	0	0	28	5
23		Thmor Pouk	1	1	0	0	1	0
24		Phrehnet Phreah	10	10	0	0	10	0
		Total	81	79	1	1	72	7
25	Pursat	Sampov Meas	19	17	2	0	17	0
		Total	19	17	2	0	17	0
26	Sihanouk Ville	Sihanouk	15	15	0	0	15	0
		Total	15	15	0	0	15	0
27	Kampong Thom	Kampong Thom	8	7	0	1	7	0
28		Baray	7	7	0	0	3	4
		Total	15	14	0	1	10	4
29	Kampong Speu	Kampong Speu	17	17	0	0	17	0
30		Kong Pisey	6	6	0	0	6	0
31		Odong	5	5	0	0	5	0
		Total	28	28	0	0	28	0
32	Kampot	Kampot	13	13	0	0	13	0
33		Kampong Trach	13	13	0	0	13	0
		Total	26	26	0	0	26	0
34	Takeo	Daunkeo	16	16	0	0	12	4
35		Kirivong	3	3	0	0	2	1
36		Angrokar	5	5	0	0	5	0
37		Preykabas	4	4	0	0	4	0
		Total	28	28	0	0	23	5
38	Koh Kong	Smach Mean Chey	4	4	0	0	4	0
39		Srey Ambel	3	3	0	0	3	0
		Total	7	7	0	0	7	0
40	Kandal	Kien Svay	4	4	0	0	2	2
41		Koh Thom	1	1	0	0	1	0
42		Chey Chumneah	20	20	0	0	20	0
		Total	25	25	0	0	23	2
43	Kampong Chhnang	OD Kg Chhnang	9	9	0	0	9	0
		Total	9	9	0	0	9	0
44	Preah Vihear	OD Tbeng Meanchey	3	3	0	0	3	0
		Total	3	3	0	0	3	0
45	Svay Rieng	OD Svay Rieng	16	16	0	0	13	3
46		OD RomeasHek	2	2	0	0	2	0
		Total	18	18	0	0	15	3
47	Tbong Khmum	OD Suang	7	7	0	0	7	0
48		OD Memut	7	7	0	0	7	0
		Total	14	14	0	0	14	0
49	Prey Veng	OD Prey Veng	16	16	0	0	16	0
50		OD Pea Reang	3	3	0	0	3	0
51		OD Peam Ror	9	9	0	0	9	0
		Total	28	28	0	0	28	0
		Total	942	914	11	17	862	52

Challenges: By verifying the data reported in the B-IACM Database and the P4R report, found that the P4R report were about 40 cases higher than data in B-IACM databases. The difference is due to some ODs without CMA contract did not entry the data to database routinely and send data to NCHADS, as well as Some provinces computers are old do not support with new version of B-IACM Data base (Ex: Kampong Cham, and Moung Russey OD, BTB province) and No computers for CMA for new site for install B-IACM database, CMA turned over (Poipet OD, BMC province).

Solutions: To tackle with an issue, B-IACM team has been contacting each OD for verification. Additionally, the programmer will also look at all codes used to extract data from the database. Doing so, we do expect the problem will solve.

Phnom Penh 9 December 2019

<p>Seen and Approved Director of NCHADS</p>  <p>Dr. Ly Penh Sun</p>	<p>Checked By Chief of Technical Bureau</p>  <p>Dr. Samreth Sovannarith</p>	<p>Verify By B-IACM Team Leader</p>  <p>Dr. Kaoeun Chetra</p>	<p>Prepared By</p>  <p>Mr. Ke Ang Heng</p>
--	--	---	---